

Peace Corps

*Tagalog
Correspondance course*



DOCUMENT RESUME

ED 402 754

FL 024 306

TITLE Language Correspondence Course (Community Entry Language Preparation): Tagalog, Modules 1-21.
INSTITUTION Peace Corps, Manila (Philippines).
PUB DATE [94]
NOTE 366p.; Photographs and some other pages may not reproduce well.
PUB TYPE Guides - Classroom Use - Instructional Materials (For Learner) (051)
LANGUAGE Tagalog; English

EDRS PRICE MF01/PC15 Plus Postage.
DESCRIPTORS Conversational Language Courses; *Daily Living Skills; Dialogs (Language); Food; Foreign Countries; Grammar; Independent Study; *Interpersonal Communication; Language Patterns; Second Language Instruction; *Second Language Learning; *Tagalog; Uncommonly Taught Languages; Vocabulary Development; Voluntary Agencies; Volunteer Training
IDENTIFIERS Peace Corps; *Philippines

ABSTRACT

This guide is designed for Tagalog language training of Peace Corps workers in the Philippines and reflects daily communication needs in that context. It consists of 21 learning modules to be used in independent study. Each module contains a list of the targeted language competencies and related phrases, a dialogue or text, vocabulary list, grammar notes, usage, vocabulary and grammar exercises, a cultural activity, and an answer key. Module topics include: greetings and introductions, explaining work assignments in conversational contexts, making and responding to offers of help, invitations, small talk, sharing news and expressing feelings, giving and receiving compliments, clarifying communication, controlling conversation, focusing communication, food, locating sources for needed items, obtaining special or custom-ordered items, and making and arranging repairs or service. (MSE)

* Reproductions supplied by EDRS are the best that can be made *
* from the original document. *

Language Correspondence Course

(Community Entry Language Preparation)

TAGALOG
MODULES 1-21

U.S. DEPARTMENT OF EDUCATION
Office of Educational Research and Improvement
EDUCATIONAL RESOURCES INFORMATION
CENTER (ERIC)

- This document has been reproduced as received from the person or organization originating it
- Minor changes have been made to improve reproduction quality
- Points of view or opinions stated in this document do not necessarily represent official OERI position or policy

BEST COPY AVAILABLE

Peace Corps/Philippines

FL024306

TAGALOG
Language Correspondence Course
Module 1

TOPIC: SOCIALIZING

TASK : Making and responding to formal introductions with public officials and project staff at their offices.

Part 1. Content

1.1 <u>Competencies</u>	<u>Gambits</u>	<u>Comments</u>
a. To welcome	MABUHAY. to live (Welcome!)	Formal
	MAGTULOY PO KAYO. to enter .. you (Please come in.)	Although <u>kayo</u> is a plural form for <u>you</u> , it is used to address a singular <u>you</u> to express politeness/formality/respect to the other person addressed.
	TULOY KA. enter you (Come in.)	Informal
b. To respond to welcome	SALAMAT PO. (Thank you.)	<u>Po</u> is used to express respect for the listener or social distance between the speaker and listener.
c. To state names of individual	SILA SI DIREKTOR they Director SOLIS. Solis (He is Director Solis.)	The use of the third person plural when referring to a third person singular also expresses respect and social distance.

SIYA SI KA ADOR.
he Ka Ador
(He is Ka Ador.)

AKO PO SI PAUL.
I is Paul
(I'm Paul.)

- c. To state role
of individual
to PCV

KASAMA MO KAMI SA TRABAHO.
companion your we work
(We are your co-workers.)

AKO ANG 'CO-WORKER' MO.
I co-worker your
(I'm your co-worker.)

SIYA ANG 'SUPERVISOR' MO.
He supervisor your
(He is your supervisor.)

SILA ANG DIREKTOR NAMIN.
they director our
(He is our director.)

- d. To ask for
clarification
about roles

SINO NGA ULIT:ANG KASAMA
who again companion
KO SA TRABAHO?
my in work
(Who again is my co-worker?)

- e. To express
pleasure about
working with
individual

NAGAGALAK AKONG MAKASAMA
glad I to be with
KAYO SA TRABAHO.
you (plural) at work
(I'm glad to work with you.)

Formal

A. Dialogue

A. Tuloy ho kayo. (Please come in.)

B. Salamat po. Kumusta po kayo?
(Thank you. How are you?)

A. Mabuti. Halika at ipakikilala kita sa aming Project Manager. Siya si Mr. Juan dela Cruz, ang aming Project Manager. Sila naman si Mrs. Teresita Gomez, ang aming Assistant Project Manager.
(Good. Come and I'll introduce you to our Project Manager. He is Mr. Juan dela Cruz, our Project Manager. And this is Mrs. Teresita Gomez, our Assistant Project Manager.)

B. Salamat po at nakilala ko kayo. Ako po si Paul.
(I'm glad to know you. I'm Paul.)

B. Kayo po naman. Ano po ang trabaho ninyo?
(And you? What's your job?)

A. Ako ang kasama mo sa trabaho. Tayo nina Mr. dela Cruz at Mrs. Gomez ang magtutulongan sa proyektong ito.
(I'm your co-worker. We, including Mr. dela Cruz and Mrs. Gomez will work together on this project.)

B. Salamat ho. Nagagalak akong makasama kayo sa trabaho.
(Thank you. I'm glad we will working together.)

NOTE: PCV uses B lines.

1.2 Vocabulary

Pronunciation Cues

Adjectives:	mabuti	'good'	/ma bu' ti/
Nouns:	trabaho	'job'	/tra ba' ho/
	kasama	'companion'	/ka sa' ma/
	proyekto	'project'	/pro ye'k to/
Pronouns:	ako	'I'	/a ko' /
	kayo	'You, plural'	/ka yo' /
	kita	'we, dual'	/ki ta' /
	siya	'he, /she'	/si ya' /
	tayo	'we, incl.'	/ta' yo/
	sila	'they'	/si la' /
	mo	'your'	/mo/
	amin	'our, excl.'	/a' min/
	ko	'I, nonsubj.'	/ko/
	ito	'this'	/i to' /
ninyo	'your, plural'	/nin yo' /	
Particles:	po	'respect, social distance'	/po/
	naman	'shift of focus of point of view'	/na ma'n/
	ho	'respect, social distance'	/ho/
Markers:	sa	'to, in, on or any direction/ location/preposition'	/sa/
	si	'personal name, subject marker, singular'	/si/
	nina	'personal name, non-subject marker, plural'	/ni na' /
Conjunction:	at	'and'	/at/
Verbs:	nakarating	'arrived'	/na ka ra ti'ng/
	halika	'come, imperative'	/ha li' ka/
	ipakikilala	'will introduce'	/i pa ki' ki la'la/
	nakilala	'knew'	/na ki la'la/
	magtutulongan	'will help each other'	/mag tu'tu lu nga'n/
	nagagalak	'being happy'	/na ga'ga la'k/
	makasama	'to be together'	ma'ka sa'ma/

1.3 Grammar Notes

1. A Tagalog sentence consists of an obligatory predicate and an optional subject. This means that all Tagalog sentences have predicates; but not all have subjects. When a sentence consists of a predicate and a subject. For example, in the sentence below, the predicate, the first element, is siya; the subject is si Mr. dela Cruz.

Siya si Mr. dela Cruz. 'He is Mr. dela Cruz.'

The predicate maybe a noun, pronoun, adjectives, verb, pseudoverb, or adverb. The subject may either be a noun marked by si/sina, ang/ang mga or a pronoun. In the example above, siya is a predicate pronoun; Mr. dela Cruz is the subject noun.

2. Questions -- There are two types of questions in Tagalog.
 - a) Information questions -- Those beginning with question words such as ano 'what', etc., e.g.,

Ano ang trabaho mo? 'What is your job?'
 - b) Yes/No questions -- Those exhibiting the question particle ba, e.g.,

Project Manager ka ba? 'Are you a Project Manager?'
3. There are many ways of forming new nouns in Tagalog. (See Grammar Bulletin No. 1 for more information). One way is as follows:
 - a) add the affix ka to verb roots, e.g.,

tulong	'help'
katulong	'one who help or helper'
sama	'accompany'

4. Position of particles in the sentence --

there are rules to observe when adding particles in the sentence.

a) Particles are never found in front of the sentence.

e.g. (Correct) : Salamat po.
(Wrong) : Po salamat.

b) All one-syllable particles precede polysyllabic particles.

e.g (Correct) : Kayo po naman. "And you!"
(Acceptable for po.) : Kayo naman po.
(Not acceptable for other monosyllable particles): Kayo naman rin.
"And you, too!"

c) With regard to one-syllable particles Set 1 precedes Sets 2 and 3; Set 2 precedes Set 3. These are as follows:

Set 1 : na pa
Set 2 : man, nga
Set 3 : rin/din, raw/daw, po, ba

e.g.,

(Correct) : Duktur na nga si Eva.
(Wrong) : Duktur nga na si eva.
(Correct) : Duktur nga raw si Emo.
(Wrong) : Duktur daw nga si Eva.
(Correct) : Duktur na nga rin si Eva.
(Correct) : Duktur nga rin daw ba si Eva.

d) All one-syllable pronouns precede one-syllable particles. In the examples below, KA is a pronoun; ba is a question particle.

e.g.,

(Correct) : Project Manager ka ba?
(Are you a Project Manager?)
(Wrong) : Project Manager ba ka?

e) One syllable particles may precede polysyllable pronouns.

e.g.,

(Correct) : Tuloy ho kayo.
(Please) come in!
(Wrong) : Tuloy kayo ho.

5. Imperative: Command/Request. -- Tagalog imperatives consist of verbal predicates and an optional 'you' pronoun that expresses the doer of the action. The verbal predicate may either be in its infinitive form or in its root form. For example, in the imperative

Magtuloy ka. 'Come in.'

magtuloy is an infinitive form meaning 'to enter'; ka 'you' is the doer of the action.

In the imperative

Tuloy. 'Come in.'

tuloy is in its root form meaning 'enter'; ka is understood and therefore deleted.

6. Use of plural pronouns to refer to singular referent --

This usage expresses respect, social distance, politeness toward the referent. In many Tagalog speaking communities, children refer to individual parents in the plural form, employees refer to their employer in the plural form. Thus, in the sentence

Sila po si Mr. dela Cruz. 'He is Mr. dela Cruz.'

though there is grammatical incompatibility between the plural sila, 'they' and the singular referent si Mr. dela Cruz, the structure is the culturally acceptable one.

Part 2. Activities

2.1 Gambits Activity

1. Given the following situations, which of the gambits below will you use?

Salamat po.

Tuloy ka.

Siya po ang kasama ko sa trabaho.

Sila ang host father ko.

Magtuloy po kayo.

- (a) Your co-worker visits you at home. When you heard the knock on the door, you open the door. What do you say?

- (b) While you and your co-worker are talking at the sa your host father comes in. What do you say to you co-worker?

- (c) Your host father asks the role of your co-worker to you as a PCV. What will you answer?

- (d) You visit your supervisor's office and are welcomed by someone. What will you say?

- (e) Your supervisor visits you at home. What will you say to welcome her?

2. Practice reading the dialogue on page 2, then fill in the blanks in the dialogue below with the appropriate words.

A. Tuloy (a).

B. Salamat (b).

C. (c). Halika at ipakikilala (d) sa aming project manager. Siya (e) Mr. dela Cruz, (f) ang aming project manager. Sila (g) si Mrs. Gomez, ang aming assistant project manager.

A. Salamat po at (h) ko kayo. Ako po si Paul.

B. Kayo po naman. Ano po ang (i) ninyo?

A. Ako ang (j) mo sa trabaho. Tayo nina Mr. dela Cruz at Mrs. Gomez ang magtutulongan sa (k) ito.

B. Salamat ho. Nagagalak akong makasama (l) sa trabaho.

2.2 Vocabulary Activity

Activity I. Vocabulary Collecting

1. Practice asking the question

Ano po ang trabaho ninyo?

until you are comfortable saying it in front of another person. Ask as many people as you can and gather as many occupation words needed.

2. Change the question to

Ano po ang trabaho ni Name of person?

If you use this question, you need not ask the person directly; you can identify a resource person such as the barangay captain who is in a position to know what most people in the community do. List as many occupations as you can.

3. Classify your occupation word list according to whatever categories are meaningful to you and get their English translations from your language helper.
4. Answer the following questions:
 - a) In what letter do some words referring to male occupation end?
 - b) In what letter do some words referring to female occupation end? See answer on page 7 of this module.
 - c) Give 3 examples of male occupation words. Give the equivalent of these words for the female occupation. Ask your language helper to check your answer.

Activity II. Vocabulary Building

1. The word for companion is kasama which comes from ka + sama 'accompany'. Ka is a noun-forming affix found in most words expressing relationships. In this exercise, form new nouns out of the list of words below by adding the affix ka. Try guessing the meaning of each new noun. If you can't, get your language helper or check the answer key on page 7.

- a) patid 'cut' _____
- b) laro 'play' _____
- c) tulong 'help' _____
- d) away 'fight' _____
- f) upisina 'office' _____
- g) klase 'class' _____
- h) sabay 'go along with' _____
- i) mukha 'face' _____
- j) usap 'converse' _____

2. Some words expressing relationships emphasize the 'sharing' of an identical action'. For these words, the affix combination ka- -(h)an is used. For example.

ka- + inum 'drink' + -an = kainuman 'drinking partner'

Again, form new words out of the list below by adding the affix combination ka- -(h)an. Guess the meaning of the new words and check if your answers are correct on page 7.

- a) ibig 'like' _____
- b) kuwento 'narrate' _____
- c) biro 'joke' _____
- d) tsismis 'gossip' _____

3. Some occupation words that you may have collected in Exercise A of this module may exhibit the affix taga- or its alternate form tagapag-. This is usually attached to the 'doer' of the action expressed in the verb root. Example:

luto 'cook' = tagaluto/tagapagluto 'noun: 'cook/chef'

Form new words out of the list of words below by prefixing taga- or tagapag- and give the meaning of each new noun. Answer key is on page Z.

- a) type _____
- b) linis 'clean' _____
- c) walis 'sweep' _____
- d) turo 'teach' _____
- e) bili 'sell' _____
- f) laba 'launder' _____
- g) hugas 'wash' _____
- h) sabi 'tell' _____
- i) tanong 'ask' _____
- j) kuwento 'narrate' _____

Activity III. Vocabulary Recall

1. Get the occupation pictures and give the occupation word for each picture. Check your answers by asking your language helper.

BEST COPY AVAILABLE

2.3 Grammar Activity

1. Complete the box of the subject pronouns. If you can't find the forms from the module, ask your language helper.

Subject Pronouns	
Singular	Plural
I	We, incl.
	We, excl.
You	You
He/she	they

2. If xy is a Tagalog sentence, what element is x and what is y?

X is the _____.
Y may be the _____.

3. Complete the box of subject markers.

	Subject Markers	
	Personal Names	Common Names
<u>Singular</u>		
<u>Plural</u>		

4. Write in the appropriate markers for the subject in the sentences below.

- (a) Ako _____ Paul.
 (b) Siya _____ tagalinis dito.
 (c) Kayo _____ kasama ko sa trabaho.
 (d) Sila _____ Mr. Dela Cruz at Mrs. Gomez.
 (e) Sila _____ kaupisina ko.
 (f) Sila _____ kapatid mo.
 (g) Kaibigan nina Mr. dela Cruz _____ Direktor Solis.

5. Change the sentences b,f,g in #4 above the Yes/No questions. Pay attention to the rules regarding the position of particles in the sentence.

b. _____
 f. _____
 g. _____

6. What information questions are the following responses to?

- (a) Ako si Paul. _____
- (b) Ako ang tagatype dito. _____
- (c) Duktur ang kapatid ko. _____
- (d) Sila ang aming direktor. _____
- (e) Siya si Direktor Solis. _____

2.4 Culture Activity

- a) During your barangay fiesta you've been assigned to be the emcee of the program.

- practice welcoming and introducing the following individuals:

Mr. Juan Cruz	- Mayor of the town
Mr. Norman Santos	- Congressman and guest of honor
Mr. Danilo Elizalde	- Governor of the province
Mrs. Sandra Santos	- Wife of the Congressman
Mrs. Gina Abra	- Judge assigned in the town
Mr. Jose Bayani	- Barangay Captain
Mrs. Remedios Parcon	- Neighbor from neighboring town
Mr. Antonio dela pena	- Barangay Councilman

- b) There is a meeting in your barangay. You've been invited to join it. You were asked to speak in front of the group. How would you address the following people given a set of names and position of some of the people present.

Mr. Juan Cruz	- Mayor of the town
Mrs. Gina Abra	- Officer-in-charge Ministry of Health Region VI
Mr. Romeo Rosal	- BFD worker
Mr. Jose Bayani	- Barangay Captain Farmers
Mr. Paul Santos	- Director of BFD Region VI
Housewife	
Mrs. Eden Canto	- Midwife at the Barangay Health Center

Note:

1. Practice the way you'd do the exercise silently first. Just keep on repeating it and talking to yourself to master pronunciation and sequence.
2. Ask your language helper or any native speaker to sit with you and practice. Let the language helper check your pronunciation.

2.5 Answer Key

Gambits Answer Key

1. (a) Tuloy ka.
(b) Sila ang host father ko.
(c) Siya po ang kasama ko sa trabaho.
(d) Salamat po.
(e) Magtuloy po kayo.
2. (a) ka
(b) po
(c) mabuti
(d) kita
(e) si
(f) ang
(g) naman
(h) nakilala
(i) trabaho
(j) kasama
(k) proyektong
(l) kayo

A. Vocabulary Answer Key

I.

4. (a) o
(b) a

II.

1. (a) kapatid 'brother/sister'
(b) kalaro 'playmate'
(c) katulong 'helper'
(d) kaaway 'enemy'
(e) katabi 'seatmate'
(f) kaupisina 'officemate'
(g) kaklase 'classmate'
(h) kasabay 'companion'
(i) kamukha 'look a like'
(j) kausap 'person conversing with'
2. (a) kaibigan 'friend'
(b) kakuwentuhan 'person engaged in exchanging stories with'
(c) kabiruan 'person engaged in trading jokes with'
(d) katsismisan 'person chatted with'

3. (a) tagatype 'typist'
 (b) tagapaglinis 'cleaner'
 (c) tagapagwalis 'sweeper'
 (d) tagapagturo 'teacher'
 (e) tagapagbili 'seller'
 (f) tagapaglaba 'laundry person'
 (g) tagapaghugas 'washer'
 (h) tagapagsabi 'narrator, announcer, information person'
 (i) tagapagtanong 'interviewer, inquirer'
 (j) tagapagkuwento 'storyteller narrator'

Grammar Answer Key

1.

<u>Subject Pronoun</u>		
<u>Singular</u>	<u>Plural</u>	
<u>I' ako</u>	<u>We incl.</u>	<u>tayo</u>
<u>you ikaw/ka</u>	<u>We inc.</u>	<u>kami</u>
<u>he/she siya</u>	<u>yo</u>	<u>kayo</u>
	<u>ti y</u>	<u>sila</u>

2. x is the predicate
 y may be the subject

3.

	<u>Subject Markers</u>	
	<u>Personal Names</u>	<u>Common Nouns</u>
<u>Singular</u>	<u>Si</u>	<u>Ang</u>
<u>Plural</u>	<u>Sina</u>	<u>Ang mga</u>

4. (a) Si
 (b) ang
 (c) ang mga (if kayo refers to plural entity)
 (d) sina
 (e) ang mga
 (f) ang
 (g) si

5. (b) Siya ba ang tagalinis dito?
(f) Kaupisina ko ba ang kapatid mo?
(g) Kaibigan ba nina Mr. dela Cruz si Direktor Solis.
6. (a) Ano ang pangalan mo?
(b) Ano ang trabaho mo dito?
(c) Ano ang trabaho ng kapatid mo?
(d) Ano ang trabaho nila?
(e) Ano ang pangalan niya?

Culture Answer Key

1. There is an occasional giggling and slight nudging among the employees. This is commonly observed when people are a bit embarrassed to be introduced to a foreigner.
2. A Filipino would normally first talk and ask about you through the other Filipino or the foreigner's friend, referring to you in the third person, rather than directly asking you.

TAGALOG
Language Correspondence Course
Module 2

TOPIC: SOCIALIZING

TASK : Explaining PCV assignment in casual conversation

COMPETENCIES

2.1. To ask what work
someone does/will do.

2.2. To describe work in
terms of:

- employer
- affiliation
- project
- target population
- location

2.3. to ask for more information
about one's work.

2.4. to state more information
about one's work

GAMBITS

ANO ANG GINAGAWA/GAGAWIN MO
DITO?
(What are you doing/will do
here?)

ANO ANG TRABAHO/PROYEKTO MO
DITO?
(What is your job/project
here?)

PEACE CORPS VOLUNTEER AKO.
(I'm a Peace Corps
Volunteer.)

KASAMA AKO SA SALT PROJECT NG
BFD, PARA SA MGA MAGSASAKA
DITO SA BARANGAY NINYO.
(I work on a SALT project of
the BFD for farmers here in
your barangay.)

SINO ANG MGA KASAMA MO SA
PROYEKTO MO?
(Who are your co-workers in
your project?)

KAILAN ANG SIMULA NG PROYEKTO
MO?
(When is the start of your
project?)

ANO ANG KAHULUGAN NG SALT?
Ano ang ibig sabihin ng SALT?
(what does SALT mean?)

SINA MR. DELA CRUZ AT MRS.
GOMEZ ANG MGA KASAMA KO SA
PROYEKTONG ITO'.
(My co-workers are Mr. dela
Cruz and Mrs. Gomez.)

SIGUERO SA ISANG LINGGO NA.
(Perhaps next week.)

ANG SALT E ANG PARAAN NG
PAGTATANIM SA MGA BUROL AT
TALABIS.
(SALT is a system of planting
in hills and slopes.)

A. DIALOGUE

- A. Ano ang ginagawa mo dito sa site mo?
(What do you do here at your site?)
- B. Pis kor Boluntir ako. Nagtrabaho ako sa SALT Project
sa department of agriculture and food.
(I'm a PCV. I am working in SALT Project at the Depart-
ment of
Agriculture and Food.)
- A. Para kanino ang SALT project?
(For whom is the SALT Project?)
- B. Para sa mga magsasaka ng barangay _____.
(This is for the farmers of barangay _____.)
- A. Ano pa ang ginagawa mo?
(What else do you do?)
- B. Tinutulungan ko ang mga magsasaka sa pag-aalaga ng mga
baboy at manukan.
(I help farmers raise hogs and chickens.)
- A. Marunong ka bang magtanim?
(Do you know how to plant?)
- B. Co.
(Yes.)
- A. Ano ang itatanim mo?
(What will you plant?)
- B. Mga gulay at punongkahoy.
(Vegetables and trees.)

B. VOCABULARY

Verbs

ginagawa	doing	/gi na ga wa/
gagawin	will do	/ga ga win/
nagtratrabaho	working	/'nag tra tra ba ho/
tinutulungan	helping	/ti nu tu lu ngan/
itatanim	will plant	/i ta ta nim/
magtanim	to plant	/mag ta nim/

Nouns

trabaho	work, job	/tra ba ho/
proyekto	project	/pro yek to/
kasama	co-worker	/ka sa ma/
magsasaka	farmer	/mag sa sa ka/
barangay	village	/ba ran gay/
simula	beginning	/si mu la/
kahulugan	meaning	/ka hu lu gan/
linggo	week/Sunday	/ling go/
paraan	manner/system	/pa raan
pagtatanim	planting	/pag ta ta nim/
burol	hill	/bu rol/
talibis/dahilig	slope	/ta li bis/da hi lig/
pag-aalaga	caring/raising	/pag a a la ga/
baboy	pig/hog	/ba boy/
manuk-manukan	chicken/poultry	/ma nuk ma nu kan/
gulay	vegetables	/gu lay/
punungkahoy	tree	/pu nung ka hoy/

Question words:

kanino	whose	/ka ni no/
para kanino	'for whom'	/pa ra ka ni no/
ano (pa)	what (else)	/a no/
sino	'who'	/si no/
kailan	'when'	/ka i lan/

Prepositions

para sa	for	/pa ra sa/
ng	of	
sa	at, in, on	

Adverbs

siguro	perhaps	/si gu ro/
sa isang linggo	next week	/sa i sang ling go/

Pronouns

dito	here	/di to/
ito	this	/i to/
mo	You, non-subj. doer, singular, your singular.	/mo/
ninyo	You, non-subj. doer, plural, your plural.	/nin yo/
ko	I, non-subj. doer My	/ko/
ka	You, subj., singular	/ka/

Note: /g/ stands for glottal stop. this is pronounced but not spelled in all Philippine Languages.

C. GRAMMAR NOTES

1. Verbs -- Tagalog verbs have two major characteristics: (1) case -- relationship a verb has with the nouns in the sentence, and (2) aspect -- that which characterizes an action/event as completed not completed/continuing, recently completed, or not begun.

Case -- Tagalog verbs may have 5 major cases: doer/agent, object, location/direction, beneficiary, and instrument. Given the following words:

1. simula (start)
2. Paul
3. SALT Project
4. magsasaka (farmer)
5. barangay (village)

A Tagalog speaker knows that these words have the following relationships or cases: Paul is the doer of the action; simula is the action; SALT Project is the object of the action; magsasaka is the beneficiary of the action; and barangay is the location of the action.

These relationships or cases, are universal. An American speaker given the equivalent set in English will arrive at the same listing of cases.

to indicate these relationships or cases, Tagalog speakers mark the nouns with case markers, namely:

Cases		CASE MARKERS FOR NOUNS			
		For Personal Names		For Common Nouns	
		Singular	Plural	Singular	Plural
Doer	ni	nina	ng	ng	ng mga
Object	kay	kina	ng	ng	ng mga
Location/ direction	kay	kina	sa	sa	sa mga
Beneficiary	para kay	para kina	para sa	para sa	para sa mga
Instruments	sa pamamagitan ni	sa pamamagitan nina	sa pamamagitan ng	sa pamamagitan ng	sa pamamagitan ng mga

The list of nouns above will therefore have the following case markers.

1. simula
2. ni Paul (doer)
3. ng SALT Project (Objective)
4. para sa magsasaka (benefactive)
5. sa barangay (locative)

To make a sentence out of this list of words, one of the nouns needs to be selected as the subject of the sentence. Now we learned in Module I that subjects have their own set of markers: ang, ang mga, sina. If we select the doer of the subject, the case marker ni is dropped and Paul takes on the subject marker si. Thus,

ni Paul becomes si Paul

Now the dropping of the case marker for the noun that is selected as the subject of the sentence requires that the case relation be indicated in the verb. Thus, there are also case markers for the verbs. Below is the chart of the case markers for the verbs.

<u>Cases</u>	<u>Case markers for Verbs</u>	<u>Examples</u>
Doer	mag- -um mang- ma- maka-	<u>maglaba</u> (to wash) <u>pumutol</u> (to cut) <u>mangisda</u> (to fish) <u>matulog</u> (to sleep) <u>makasagot</u> (to be able to answer)
Object	-in(hin) -an(han) ma- i- mang- um	<u>kainin</u> (to eat) <u>hugasan</u> (to wash) <u>maluto</u> (to be cooked) <u>mangitim</u> (to be suntanned) - <u>tumaba</u> (to become fat)
Location/Direction	-an(han) pag- -an(han) ipag-, i-	<u>puntahan</u> (to go) <u>pagtawanan</u> (to laugh at) <u>ipagbili</u> (to sell) <u>ibili</u> (to buy for)
Instrument for)	ipang- i- maka-	<u>ipanghukay</u> (to use <u>ipunas</u> (To use for wiping) <u>makasakit</u> (to cause injury)

These case markers are indicated in the verb only when the case marker in the noun is dropped as a result of the noun being selected as the subject of the sentence.

Since we have selected Paul, the doer noun, as the subject of the sentence, the doer case marker must now be indicated in the verb. Thus, we can now have a preliminary sentence as follows:

mag-	
-um	
mang-	+ simula si Paul ng SALT PROJECT para sa
ma-	magsasaka sa barangay.
maka-	sa barangay.

We need to choose which of the 5 doer case markers in the verb needs to be attached to simula. the process of selecting the acceptable verb case requires a lot of Complex Analysis. Let us first limit the analysis to the mag- and -um- distinction.

- a) One difference between mag- and -um- is that -um- seems to prefer to be attached to older roots; whereas, mag- is more relaxed in its requirement indigenous Tagalog it can be attached even to borrowed roots. Thus, we can say magcoke (to drink coke) but not cumoke; or maglaba (to launder, from spanish word lavar) but not lumaba.
- b) Another difference is mag adds a centrifugal meaning to the action, that is the action is directed away from the doer and toward an object; whereas -um- does not. Instead -um- expresses an action that transports an object toward the doer.

	<u>bili</u>	
<u>mag</u>		<u>-um-</u>
magbili as in 'Magbili		<u>Bumili</u> as in
ka ng lupa. (Sell your land)		Bumili ka ng
lupa.		lupa.
		(Buy land)

- c) mag- is also frequently attached to transitive verb roots while -um- is attached to intransitive one's, e.g.,

Hagtayo ka ng bahay.
to set-up you house
(Build a house)

Tumayo ka.
to stand you
(Stand.)

These distinctions by no means determine clearly the separation between mag- and -um-. For more about case markers in the verb, see Grammar Bulletin # 2 Appendix B.

For a beginning learner though, these distinctions are useful handles.

Aspect -- A Tagalog verb may be inflected for 4 aspects: completed, not completed/continuing, not begun, and recently completed. For this module, we will focus on the not begun and the not completed aspects.

Not Begun Aspect -- To form the not begun aspect of the verb, repeat the first syllable of the root and prefix or suffix the case marker (except -um-) to the root.
For example:

mag + simula (to start)	>	mag- + sisimula	magsisimula (will start)
i + tanim (to plant)	>	i- + tatanim	itatanim (will plant)
gawain (to do)	>	gagawa + -in	gagawain/gagawin (will do)
gumawa (to do)	>	gagawa	gagawa (will do)

Not Completed/Continuing Aspect - To form the not completed aspects of the verb, follow the following rules:

- (1) repeat the first consonant-vowel of the root.
If tanim, then tatanim
- (2) if the case marker begins with m (such as mag-, ma-, ipang-, ipa-), attach this to the resultant form in rule # 1. For example:
magtanim > mag- > nag- + tatanim > nagtatanim
(to plant) (planting)
- (3) if the case marker begins with i- such as i-, ipang-, ipag-, attach this to the resultant form in rule # 1, then infix -in- before the vowel of the second syllable of the word.

itanim > itatanim > itinatanim
(to plant) (planting)

ipagtanim > ipatatanim > ipinagtatanim
(to plant for) (planting for)

- (4) If the case marker is -in(hin), follow the rule # 1, infix the -in- before the vowel of the first syllable of the word.

gawain > gagawa > ginagawa
(to do) (doing)

- (5) If the case marker is -an(han), follow the rule #1, suffix the case marker, and finally infix the -in- before the vowel of the 1st syllable of the word.

taniman > tatanim > tataniman > tinataniman
(to plant) (will plant) (planting)

- (6) If the case marker is -um-, follow rule #1 and infix -um-, before the vowel of the 1st syllable of the word.

gumawa > gagawa > gumagawa

Note: for more on aspect, see Grammar Bulletin #2 Appendix C.

2. Noun Formation -- another way to form nouns is to attach pag to a verb root to indicate the manner of doing the action expressed in the root. For example:

pagtanim 'act/manner of planting'

An alternate form noun is to repeat the first consonant and vowel of the root, to emphasize that fact that the action is a continuing one. For example:

pagtatanim (act/manner of planting)
pag-aalaga (act/manner of caring/raising)

CULTURE NOTE

Explaining PCV Assignment in Casual Conversation

Filipinos ask a lot of questions, especially of foreigners whom they have taken fancy to. After the initial introduction, the discussion will invariably lead to such questions as 'What are you doing here?', 'What is the nature of your work?'. Take all these questions in stride. They are not meant to scrutinize you but simply to get to know you (and what you do) better.

It is possible that the local people will volunteer information about another PCV (or a foreign missionary, or a foreign volunteer) who has lived in the area before. It is also possible that they will make comparisons of you and other persons (e.g. He is tall like you; He is handsome like you.).

Try not to listen to the words of the Filipino but rather to what he is trying to communicate: that he is interested in knowing you. Hence, the inquisitiveness.

II. ACTIVITIES

A. Vocabulary Exercise

1. Vocabulary Gathering

1.a. Try asking the question

Ano ang ginagawa mo?

to people while doing different chores around the house, e.g., different ways of cutting meat for cooking (slicing, chopping, mincing, cutting in halves, etc.) List as many as you can and give the English translations for each. Note that your answers will be verbs in non-completed aspect form. Some words you may get are as follows:

Cutting words:

pinuputul	'cutting with knife'
hinihiwa	'slicing'
tinatadtad	'chopping'
ginagayat	'mincing'

Ask what words are used to mean cutting by hand.

using an axe/hatcher
using scissors
etc.

1.b. Try asking the question

Ano ang gagawin mo?

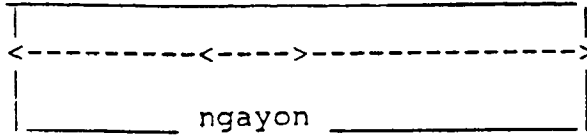
to people working on a project related to your work, e.g., activities done out in the field such as planting, weeding, gathering grass for animals, feed, etc. Note that your answers will be verbs in the not-begun action. Some words you may get are as follows:

magtatanim	will plant
maggagamas feed	will cut grass for animal feed
magdadamo	will remove weeds

1.c. If each line below is a timeline, fill in the labels for each time period with the help of your language helper. Use the labels provided as cues.

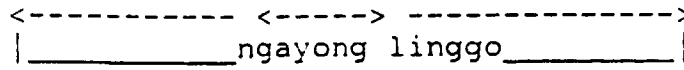
Point of Reference

i.




October 1 October 2 October 3

ii.




iii.



October 1

iv.



Lunes _____

v.

Enero Pebrero _____

_____ Hunyo

Hulyo _____

_____ Nobyembre _____

2. Vocabulary Building

- 2.a. Working from your list of words that you have gathered in activity A, isolate the root word and form new nouns by adding the affix pag- to each word. For example:

rootword = putul
noun = pagputul

- 2.b. Still working from your list of words, you can still build a new noun by attaching taga- to the root (cf: module 1 vocabulary building exercise) to mean person who does the action. For example:

taga- + putul = tagaputul 'one who cuts/cutter'

- 2.c. Again, using the same list of words in Activity A form new noun by adding pang-/pan-/pam- to mean instrument for doing the action expressed by the root, e.g., pang- + hukay 'dig' = panghukay 'digging instrument'

3. Vocabulary Check/Recall

- 3.a. Match the words on the right with words on the left.

a) one who removes weeds	1. tagaputul
b) sweeper	2. pamputul
c) axe	3. tagawalis
d) barber	4. pangwalis
e) broom	5. tagagupit
f) one who cuts	6. panggupit
g) sythe	7. tagagamas
h) farmer	8. panggamas
i) scissors	9. tagalaba
j) laundrywoman	10. panlaba

- 3.b. (1) Get the flashcards. these cards come in two sets: Tagalog set and English set. Set aside the English set first.
- (2) Get the tagalog set of flashcards. Read the words on the cards. stress the vowel where the accent (') is shown.

If you see (`) at the end of the word, it should be pronounced with a glottal stop at the end. If you see a (^) sign at the end of the word, the vowel is not only stressed but also followed by glottal stop. If you are not sure of how to pronounce a word, ask your language helper to pronounce the word, ask your language helper to pronounce it for you.

- (3) Get a Tagalog card and pair it off with English equivalent from the other stack of cards.
- (4) Check your pairing against the answer key on page ____ if some pairs are wrong, remove the correct pairs. Shuffle the remaining English cards once more and start pairing these off with the remaining Tagalog cards. Keep on doing this until you get perfect pairing.

3.c. A variation is to play 'old maid' card game with someone using these cards: (1) shuffle the Tagalog and English cards together (2) deal 5 cards each and the others remain face down in the middle. (3) Each player pairs off these cards. those paired off are laid down on one side. (4) One player gets one card from the middle stack and pairs it off with the cards he's holding. If there's a pair, he adds it to his stack of paired cards. (5) The second player does the same as in #4. (6) Game continues until all cards are paired off. (7) Whoever finishes pairing off his cards first wins.

B. Gambits Exercise

1. Telephone Game. You 'hear' the following lines in response to someone's questions. Fill in the questions.

- Q.
A. Nagtatanim ako.
Q.
A. Para sa mga kasama ko.
Q.
A. Mag-aalaga ako ng baboy.
Q.
A. Seguro sa isang linggo.
Q.
A. Si Mr. dela Cruz.

2. Interview. Answer the following questions. ask your language helper to check your answer.

1. Ano ang pangalan mo?
2. Ilang taon ka na?
3. Ano ang project mo sa barangay mo?
4. Sino ang kasama mo sa proyekto mo?
5. Kailan ka magsisimula ng proyekto mo?
6. Ano ang pangalan ng supervisor mo?
7. Saan ka nakatira?
8. Kaninong bahay ka nakatira?
9. Kailan ka magpupunta sa Maynila?
10. Ano ang gagawin mo sa Maynila?

C. Grammar Exercise

1. Identifying case relations between verbs and nouns.
 - 1.a. Given the set of words below, encircle the noun which is the doer of the action expressed in the verb root?
 - i. verb: alaga 'care'
nouns: manok barangay magsasaka
 - ii. verb: gawa 'make'
nouns: bahay tao bukid baboy
 - iii. verb: tulong 'help'
nouns: PCV magsasaka barangay
 - iv. verb: tanim 'plant'
nouns: ipil-ipil Mr. Cruz burol
 - v. verb: turo 'teach'
nouns: bata Paul at Mary Ingles

1.b. Mark the encircle doers above as the subject. Write these doer = subjects including their markers below next to the verbs.

- i. alaga _____
- ii. gawa _____
- iii. tulong _____
- iv. tanim _____
- v. turo _____

1.c. Now that the doer nouns are marked as subjects and as doer, the doer case relation must be indicated by affixes in the verb. Attach the case markers to the following verbs below. If you're not sure which doer case affix to use. Ask your language helper.

- i. alaga
- ii. gawa
- iii. tulong
- iv. tanim
- v. turo

2. Indicating aspect in the verbs.

2.a. Inflect the verbs above in the not begun form and write the complete sentences.

- i.
- ii.
- iii.
- iv.
- v.

2.b. Inflect the verbs in #1.c. in the not completed form and write the complete sentence.

- i.
- ii.
- iii.
- iv.

2.c. Change the sentences as in #2.b to Yes/No questions by adding the particle ba.

- i.
- ii.
- iii.
- iv.
- v.

D. Reading Exercise

1. Basahin ang tula sa ibaba.
Adapted and translated from Emily Dickinson's I'm Nobody.

Bale wala ako
Ikaw?
Bale wala ka rin ba?
Ha? Pareho tayong bale wala?
Ssssh!
Baka tayo palayasin.

Ayokong maging kilala
Maingay, parang palakang perot
Maghapong kokak nang kokak
Sa damuhan

I'm Nobody
Who are you?
Are you nobody too?
Then there's a pair of us, don't tell
They'd banish us, you know
How dreamy to be somebody
How public, like a frog!
To tell your name the livelong day
To an admiring bog.

-Emily Dickinson

ANSWER KEY

1.c.

- i. kahapon, bukas
- ii. noong isang linggo, sa isang linggo
- iii. kanina, mamaya
- iv. Martes, Miyerkules, Huwebes, Biyernes, Sabado, Linggo
- v. Marso
Abril, Mayo
Agosto, Setyembre
Oktubre, Disyembre

3.c.

- a - 2
- b - 3
- c - 8
- d - 5
- e - 10
- f - 1
- g - 6
- h - 7
- i - 4
- j - 9

3.b.(4)

- | | | |
|-----|------------------|----------------------------------|
| 1. | trabaho | - work, job |
| 2. | proyekto | - project |
| 3. | kasama | - companion, co-worker |
| 4. | magsasaka | - farmer |
| 5. | barangay | - village |
| 6. | simula | - start, beginning |
| 7. | kahulugan | - meaning |
| 8. | linggo | - Sunday |
| 9. | paraan | - manner,
procedure/technique |
| 10. | pagtatanim | - planting |
| 11. | burol | - hill |
| 12. | tablisis/dahilig | - slope |
| 13. | pag-aalaga | - caring/raising |
| 14. | baboy | - pig/hog |
| 15. | manuk/manukan | - chicken/poultry |
| 16. | gulay | - vegetable |

	ANO IYON? (What is it?)	Informal
To respond to offers of help	SALAMAT. (THANKS.)	Formal
	BAKA NAKAKAHIYA SA IYO. (I might be embarrassed to you.)	
	DI BA MAKAKAISTORBO SA IYO?	Informal
	(Won't I be a trouble to you?)	
	DI BA NAKAKAHIYA SA IYO?	Informal
	(Won't I be embarrassed to you?)	

VOCABULARY

Nouns: tulong (help) tu long
sabi (utterance) sa bi

Pronouns: ako (I, subject)

mo (you, singular, non-subject, doer case)
(you, singular, possessive)

ko (I, non-subject, doer case)
(my, possessive)

kita (I, non-subject + you, singular, subject)
sa iyo (you, location, direction case, to/from/with
you, singular)

para sa iyo (you, beneficiary case 'for you,
singular')

ikaw (you, singular, subject)

iyon (that, demonstrative, far from listener and
speaker)

Verbs: tulongan (help, direction case) /tu lu ngan/
pakitulungan (please help, direction case)/pa ki tu
lu ngan/
maitutulong (will be able to help, /ma i tu tu
doer/object case) long/
makatulong (to be able to help, doer/ /ma ka tu
object case) long/
nagagawa (will be able to do, doer case)/ma ga ga
wa/

TAGALOG
Language Correspondence Course
Module 3

TOPIC: SOCIALIZING

TASK : Making and responding to offers for help

<u>COMPETENCIES</u>	<u>GAMBITS</u>	<u>COMMENTS</u>
To express need for help	TULUNGAN MO NAMAN AKO, O. (Help me.)	Informal, insistent
	TULUNGAN MO NGA AKO. (Help me.)	Informal, request
	TULONG NAMAN DIYAN, O. (Help me.)	Informal, demanding
	PUEDE MO BA AKONG TULUNGAN? (Can you help me?)	Informal, request
	PAKITULUNGAN MO NGA AKO. (Please help me.)	Formal, request
	KAILANGAN KO NG TULONG MO. (I need your help.)	Statement, request
To express desire to help	KAILANGAN MO BA NG TULONG? (Do you need help?)	
	GUSTO KITANG TULUNGAN. (I want to help you.)	
	ANO ANG MAITUTULONG KO? (What can I do to help?)	
	PAANO AKO MAKAKATULONG? (How can I help?)	
	PUEDE BA KITANG TULUNGAN? (Can I help you?)	
	PUEDE BA AKONG MAKATULONG? (Can I help?)	
	MAY MAITUTULONG BA AKO SA IYO? (Is there something I can do to help you?)	
To respond to calls for help	OKEY. (OKAY) (All the time for you.)	Familiar
	SABI MO, E. (You said it.)	Familiar

makakaistorbo(will be able to disturb, /ma ka ka is
doer/object case) tor bo/

<u>Adjective:</u>	nakakahiya	(embarrassing)	na ka ka hi ya/
<u>Pseudoverbs:</u>	pwede	(can)	/pwe de/
	kailangan	(need)	/ka i la ngan/
	gusto	(like)	/gus to/
<u>Particles:</u>	naman	(expresses shift of focus)	/na man/
	nga	(request particle)	
	ba	(question particle)	
	o	(expresses request, calls attention to request)	
	e	(expresses cause-effect relationship between ideas in a sequence)	
	di	(not, negation particle)	
	baka	(might, perhaps, maybe)	/ba ka/
<u>Question word:</u>	ano	(w')	/a no/

GRAMMAR

1. Use of infinitive verbs. Infinitive verbs are forms that are not inflected for aspect. The composition of the infinitive verb is:

Rootword + case affix, e.g.,

tulong 'help' + -an = tulungan 'to help,
location or
direction case'

Infinitive verbs have the following uses:

- a) as predicate in imperative sentences.
e.g., Tulungan mo naman ako.
- b) as subjects in statements and questions.
e.g., Di ba nakakahiya ang tulungan kita?
(Is it not embarrassing to help
you?)
- c) as complements of pseudoverbal predicates.
e.g., Gusto kong tulungan ka.
(I want to help you.)

In imperative sentences, the root form of the verb may be used as the predicate, e.g., Tulong naman diyan, o. (Help me.)

To reduce the commanding tone of the imperative, several approaches may be used.

1. Use a particle nga or naman
e.g., Kunin mo nga. (Please get.)
2. Affix paki to verb root.
e.g., Pakikuha ang payong ko.
(Please get my umbrella.)
3. Add an o at the end of the sentence.
e.g., Tingnan mo o.
(Please look.)
4. Combine all the foregoing approaches.
e.g., Pakitingnan mo nga o.
(Please look.)

3. Structure of sentences with pseudoverbal predicates. Sentences with pseudoverbal predicates may or may not have a subject. When there is a subject, the object noun is always selected as the subject. For example:

Kailangan ko ng tulong mo.

need I help your

doer object

(I need your help.)

Notice that there is no ang- marked noun in the sentence above this means the sentence is acceptable without a subject.

However the same sentence may alternate with one below which has the object as the subject of the sentence.

Kailangan ko ang tulong mo.

doer object

In this case, there is a slight difference in meaning between the sentence without a subject and the second one: The subject Ang tulong mo is definite. In English its equivalent will be

I need your help (not sympathy.)

The word order in the sentence with a pseudoverbal predicate is as follows:

pseudoverbal predicate + doer noun + object noun

as in Gusto ko ng coke.

like I coke (I like coke.)

If this word order is not followed, the resulting sentence may be either incomplete, e.g.,

Gusto ng coke ko.

like coke my
(Someone) likes my coke.

or ambiguous. The sentence below has two meanings:

Kailangan ng tulong ng bata.

need

help

child or of the child

1. (Someone needs the child's help.)
2. (The child needs help.)

Thus, to avoid these incomplete or ambiguous sentences, the word order

pseudoverbal predicate + doer noun + object noun is preferred.

For more about pseudoverbs, see Grammar Bulletin #3.

4. The Tagalog Pronouns -- Below are the Tagalog Pronouns. They are divided into four sets.

Set 1 - Personal pronouns used as subject of the sentence.

Set 2 - Possessive pronouns

Set 3 - Demonstrative pronouns

Set 4 - Case forms of pronouns when not used as subject

Tagalog Pronouns
Set 1: Personal Pronouns
(As Subjects of Sentences)

<u>English</u>	<u>Tagalog</u>
I	ako
You, singular	ikaw/ka
He/she	siya
1	
We	tayo
2	
We	kami
You, plural	kayo
They	silá

* Ka is never used at the beginning of a sentence.

1. speaker and others including the listener
2. speaker and others excluding the listener

Tagalog Pronouns
 Set 2: Personal Pronouns
 (Not used as subjects of sentences)

Doer case	Objective case	Locative/ Directional Case	Benefacti Case
by me ko	me sa akin	to sa akin at me	for me para sa aki
by you mo	you sa iyo	to/at sa akin	for you para
by him/ her	niya him/ her	to/at sa kanya him/her	for him/ her
1	1	1	1
by us	natin us sa atin	to/at us sa atin	for us para sa a
2	2	2	2
by us	namin us sa amin	to/at us sa amin	for us para sa r
by you	ninyo you sa inyo	to/at sa inyo you	for you pa sa
by them	nila them sa kanila	to/at sa kanila	for them pa sa

1. speaker and others including the listener.
2. speaker and others excluding the listener.

Tagalog Pronouns
Set 3 : Possessive Pronouns

Used as modifiers		Used as Predicates or Subject of a Sentence	
After nouns	Before nouns		
my ko	akin	mine	akin
your mo	iyo	yours	iyo
his/her niya	kaniya	his/hers	kaniya
1		1	
Our natin	atin	ours	atin
2		2	
Our namin	amin	ours	amin
your ninyo	inyo	yours	inyo
their nila	kanila	theirs	kanila

1. speaker and others including the listener.
2. speaker and others excluding the listener.

Tagalog Pronouns

Set 4 : Demonstrative Pronouns

<u>Doer Case</u>	<u>Object Case</u>	<u>Locative/Directive Case</u>	<u>Benefac Case</u>
<u>as subject</u>	<u>as subject</u>	<u>as subject</u>	<u>as sub</u>
this ₁ ito that ₁ iyan that ₂ iyon	this ₁ ito that ₁ iyan that ₂ iyon	this/there ₁ ito that ₁ iyan that ₂ /there ₂ iyon	this ₁ that ₁ that ₂
<u>as non-subject</u>	<u>as non-subject</u>	<u>as non-subject (+ movement)</u>	<u>as non-s</u>
by this nito by that ₁ niyan by that ₂ niyon	this nito that ₁ niyan that ₂ niyon	here dito there ₁ diyan there ₂ doon	for this for that for that
		<u>as non-subject (-movement)</u>	
		here ₁ nandito there ₂ nandiyan there nandoon	

1. far from speaker but near listener.

2. far from both speaker and listener.

5. Use of the linker -ng. The linker -ng. (and its variants na and -g) has three uses:

- (a) to indicate a modification sequence between a modifier (adjective) and a modified (noun),

e.g., maganda (pretty)
babae (girl)
magandang babae (pretty girl)

- (b) to indicate a complementation relationship between clauses in a sentence,

e.g., gusto ko (I want)
bumalik ka (you returned)

Gusto kong bumalik ka
| | | |
want I to return you
(I want that you return.)
(I want you to return.)

In the sentence above, the clauses in complementation relationship are gusto ko (I want) on one hand and bumalik ka (you return) on the other.

- (b) to indicate a realization relationship between clauses in a sentence,

e.g., May tao. (There is a man.)
Nasa kusina ang tao. (The man is in the kitchen.)
May taong nasa kusina. (There's a man in the kitchen.)

6. Verb Formation

- a) mai- + rootword:

maitulong (infinitive, to be help)
naitulong (completed)
naitutulong (not completed)
maitutulong (not begun)

- b) naka- + rootword:

makatulong (to be able to help, infinitive)
nakatulong (completed)
nakakatulong (not completed)
makakatulong (not begun)

c) ma- + rootword:

magawa (to do, infinitive)

nagawa (completed)

nagagawa (not completed)

magagawa (not begun)

d) -an + rootword:

tulungan (to help, infinitive)

tinulungan (completed)

tinutulungan (not completed)

tutulungan (not begun)

BEST COPY AVAILABLE

CULTURE NOTES

Making and responding to offers for help

Filipino respond to expressions of thanks (Salamat po) by understanding the significance of the preferred help: Wala pong anuman. Para von lang. (Don't mention it. It's really nothing.) Or they will smile by way of acknowledgement and at the same time bid you goodbye.

In addressing strangers, elder people or those in higher social strata, it is common to use 'po' or 'ho' (e.g., Salamat po or salamat ho.) as a sign of respect. This is loosely translated as 'sir' without sexual distinction.

Activities

A. Vocabulary

1. Vocabulary Collecting. If you want to be specific in your request for help, you need to know certain verb forms. Ask your language helper to give you the words to use for the following situations. You may want to practice saying the gambit:

Ano sa Tagalog ang Verb in English?

- a. You want someone to accompany you downtown.
- b. You want someone to open the can for you.
- c. You want someone to seal the hole in the wall.
- d. You want someone to telephone a doctor.
- e. You want someone to notify the police.
- f. You want someone to hurry.
- g. You want someone to slow down.
- h. You want someone to watch your things while you're gone.

'accompany' _____

'open' _____

'close' _____

'call by phone' _____

'notify' _____

'hurry' _____

'slow down' _____

'watch' _____

B. Gambits

1. Gambits practice. (a) Form your list of command verb forms above, choose which one is appropriate for the following sentences.

- a. _____ mo naman ang lata
'can'
- b. _____ mo naman ako sa bayan
'downtown'
- c. _____ mo naman ang duktor
'doctor'
- d. _____ mo naman ang butas sa dingding
'hole in the wall'
- e. _____ mo naman ang pulis tungkol sa aksiente
'the police about the accident'
- f. _____ mo naman ang maleta ko
'the suitcase'
- g. _____ mo naman ang paglakad
'walking'
- h. _____ mo naman ang pagligo
'bathing'

- (b) Practice repeating the sentence above and add o at the end of the sentence.
- (c) Practice repeating the sentences in a but change naman to nga.
- (d) Practice repeating the sentences in a but change the command verbs into those with paki-.

2. Gambit Alternation

- a. The gambits Tulungan mo naman ako and Puede mo ba akong tulungan are alternating expressions. For each of the following gambits, give the alternant expressions.

Samahan mo naman ako.	_____
Ngitian mo naman ako.	_____
Sabayan mo naman ako.	_____
Tingnan mo naman ako.	_____
Sulatan mo naman ako.	_____
Balitaan mo naman ako.	_____
Balikan mo naman ako.	_____
Hintayin mo naman ako.	_____

- b. Given the following gambits, what will be the appropriate responses?

	Response
Pakitulungan mo naman ako, o.	_____
Tulong naman diyan, o.	_____
May maitutulong ba ako sa iyo.	_____
Tulungan mo nga ako, o.	_____
Kailangan kong tulong mo.	_____
Puede mo ba akong tulungan?	_____
Puede ba akong makatulong?	_____

C. GRAMMAR

1. Form the infinitive of the following verb roots.

- a. -an + sabay (to do action simultaneously) _____
- b. -in + basa (to read) _____
- c. mag- + lakad (to walk) _____
- d. -un- + balik (to return) _____
- e. i- + balik (to return) _____
- f. -in + tanggal (to remove) _____
- g. na- + tulog (to sleep) _____
- h. -un- + tuloy (to proceed) _____

2. Use the infinitives you've formed above as subjects in sentences.

- a. _____
- b. _____
- c. _____
- d. _____
- e. _____
- f. _____
- g. _____
- h. _____

3. Use the infinitives you've formed in #1 as predicates of sentences and complete the sentences according to the English meanings in the parenthesis.

- a. _____
(Do the action simultaneously with me)
- b. _____
(Read the book for me)
- c. _____
(Walk in the rain)
- d. _____
(Return here)
- e. _____
(Plant that there)
- f. _____
(Remove that there)
- g. _____
(Sleep there)
- h. _____
(Proceed there)

BEST COPY AVAILABLE

4. Read the situations below. Then construct sentences with pseudoverbal predicate in response to the questions after each situations.

a) May lagnat ang bata (The child has fever). Ano ang kailangan niya?

(

b) Umuulan. (It's raining). Ano ang kailangan mong dalhin?

(

c) May payong na pula at berde. (There are red and green umbrellas.) Alin ang gusto mo? (Which do you like?)

(

d) May allergy si Rosa sa 'rose' (Rosa is allergic to roses.) Ano ang awat ni Rosa? (What does Rosa dislike?)

(

e) Kailangan ng tubig ng mga subig para sa lupa. (farmers need water for their land.) Ano ang larang isip mo? (What are you thinking about this?)

(

f) Maraming dahon sa paligidan. (The fishpond is covered with leaves.) Ano ang kailangan ginamit? (What needs to be done?)

(

5. Get the set of illustrations that comes with this book. Write your language habits as the he likes needs, wishes, or any of the actions in the illustrations.

BEST COPY AVAILABLE

6. Ano ang gusto mo? Check the item you like and give a short reason why you like it. Reason begins with kasi Adjectives.

		<u>Reason</u>
(ice cream)	sorbetes	_____
(dried fish)	tuyo	_____
(pepper)	sili	_____
(guava)	bayabas	_____
(bitter melon)	ampalaya	_____
(papaya)	papaya	_____
(mango)	mangga	_____
(rice)	kanin	_____
(dish cooked with pig's blood)	dinuguan	_____
(chicken and pork with garlic sauce)	adobo	_____

7. For the items you don't like, construct the sentence Ayoko ng _____ kasi adjective . Write the sentences below.

TAGALOG
Language Correspondence Course
Module 4

TOPIC: SOCIALIZING

TASK : Making and responding of invitations

Part I. Content

<u>1.1. Competencies</u>	<u>Gambits</u>	<u>Comments</u>
a. To invite someone to do something	A. <u>To come:</u>	
	HALIKA. (Come.)	Informal
	HALINA. (Come.)	Literary
	HALINA KAYO. (Come.)	Formal
	TARA NA. (Come.)	Colloquial
	TENA. (Let's go.)	Contracted form of <u>tayo na</u>
	TAYO NA. (Let's go.)	Formal
	SAMA NA. (Come along.)	Informal
	B. <u>To eat:</u>	
	KAIN NA TAYO. (Let's eat.)	Informal
KAIN NA. (Eat.)	Informal	
KUMAIN NA(HO) TAYO. (Let's eat.)	Formal	

C. To enter one's house:

DAAN MUNA. Informal
(Come by first.)

PASYAL KA MUNA DINE. Informal
(Come by here first.)

PUMASOK PO MUNA KAYO Formal
SANDALI.
(Come in for a while)

TULOY HO KAYO. Formal
(Come in.)

D. To attend a party/special celebration:

PUEDE KA BANG MAIMBITA? Formal
(Can you be invited?)

GUSTO KO SANANG Formal
IMBITAHIN KA?
(I'd like to invite you?)

PUNTA KA SA PARTY KO, HA? Informal
(You will come at my party?)

HUWAG KANG MAWAWALA SA Formal
PARTY KO, HA?
(Don't be missing at my party.)

LIBRE KA BA SA (time) Informal
(Are you free on _____?)

b. To decline an invitation

A. MAUNA KA NA. Formal
(Go ahead)

MAMAYA PA AKO e. Informal
(I'm going later.).

- | | | |
|----|--|-------------------------|
| | MAMAYA NA LANG.
(later) | Informal |
| B. | BUSOG PA AKO E.
(I'm still full.) | Informal |
| | MAUNA NA KAYO.
(Go ahead) | Formal |
| C. | SAKA NA LANG.
(Some other time.) | Informal |
| | SA IBANG ARAW NA LANG.
(Some other time.) | Formal |
| | HUWAG NA. SALAMAT.
(Don't. thanks.) | Informal,
Colloquial |
| D. | NAKU, HINDI PUEDE E.
(Oh, but I can't.) | Informal |
| | NAKU, PAANO IYON.
(Oh, how's that!) | Informal |
| | IKINALULUNGKOT KO.
(I'm sorry.) | Very formal |
- c. To persuade (or insist) someone to do something by providing a reason
- | | |
|----|--|
| A. | HALIKA NA AT <u>gabi na</u> .
(Come, it's late.) |
| B. | KAIN NA AT MASARAP ANG PAGKAIN.
(Let's eat, the food's good.) |

c. To accept an invitation

C. DAAN MUNA AT NANG MAKAPAG-KUWENTUHAN SANDALI.
(Pass by first so we can tell stories for a while.)

D. PUMUNTA KA NAMAN PARA MAGING MASAYA.
(Please come so that (it) will be fun.)

A. SANDALI LANG.
(Wait a minute.)

TEKA MUNA. Contracted
(Wait first.) form
Hintay ka.

NANDIYAN NA AKO.
(I'm coming.)

B. HINDI BA NAKAKAHIYA?
(It is not embarrassing?)

HINDI YATA AKO NAKASAHOG
DIYAN EH?
(I may not be included there.)

C. O, SIGE.
(Oh, okay.)

D. HAYAAN MO'T DARATING Informal
AKO.
(Don't worry, I'll be there.)

HUWAG KANG MAG-ALALA. Formal
(Don't be disappointed.)

TITINGNAN KO. Coy
(I'll see.)

OKAY, BASTA IKAW! Familiar
(All the time!)

BAHALA NA. Coy
(Let's see what happens.)

- d. To accept an excuse
to decline an
invitation
- A. O SIGE. Informal
- B. SIGE, BAKA KA MAGSISI. Familiar,
(You might regret it.) jokingly
- C. IKAW, TALAGA HA. Familiar,
(You're always like that.)
colloquial
- D. OKAY LANG. Informal
(Okay.)
- SAYANG. Informal
(What a pity.)
- e. To respond to an
invitation by asking
details:
- time A. KAILAN BA ITO?
(When is this?)
- location SAAN BA ITO?
(Where is this?)
- purpose ANO BANG OKASYON?
(What's the occasion?)

VOCABULARYVerbsRootwords:

sama	(come along)	/sa ma/
kain	(eat)	/ka in/

daan	(pass)	/da an/
tuloy	(enter)	/tu loy/
punta	(go)	/pun ta/
pasyal	(take a stroll)	/pas yal/

Full Forms

pumasok	(to enter, doer case)	/pu ma sok/
kumain	(to eat, doer case)	/ku ma in/
maimbita	(to be able to invite, object form)	/ma im bi ta/
mauna	(to go first, doer case)	/ma u na/
ikinalulungkot	(feeling sorry, object case)	/i ki na lu lung kot/
makapagkwentugan	(to be able to tell stories to each other, plural, doer case)	/ma ka pag kwen tu han/
pumunta	(to go, doer case)	/pu mun ta/
maging	(to become)	/ma ging/
titingnan	(will see, object case)	/ti ting nan/
darating	(will arrive, doer case)	/da ra ting/
mag-alaala	(to worry, doer case)	/mag- a la a la/
magsisi	(to regret, doer case)	/mag si si/
nakasahog	(included, object case)	/na ka sa hog/
hayaan	(to ignore, object case)	/ha yaan/

Adjectives

libre	(free)	/lib re/
busog	(full of food)	/bu sog/
iba	(different)	/i ba/
masarap	(delicious)	/ma sa rap/
nakakahiya	(embarrassing)	/na ka ka hi ya/

Adverbs

sandali	(short while)	/san da li/
mamaya	(later)	/ma ma ya/

Particles

sana	(expression of hope)	/sa na/
lang	(only)	/lang/
muna	(first)	/mu na/
yata	(expression of uncertainty)	/ya ta/

Exclamations

naku	(Oh, mother!)	/na ku/
sayang	(what a waste!)	/sa yang/
bahala na	(let it be)	/ba ha la na/

GRAMMAR NOTES

1. Combining sentences: One common way of combining sentences is by using coordinating conjunctions. Coordinating conjunctions are those used to connect ideas that are of equal importance and are quite independent of each other. For example:

a. at (and)

1. Halika (Come.)
2. Kain na tayo. (Let's eat.)
3. Halika at kain na tayo. (Come and let's eat.)

The first and second sentences containing quite independent ideas are combined to express an addition relationship between them. This addition relationship is expressed by the coordinating conjunction at (and). Below are the coordinating conjunctions in Tagalog, their meanings in English and the relationships of ideas that they express.

Coordinating Conjunctions

Tagalog	English	Relationship
at	and	addition
o	or	choice
pero, ngunit datapwat	but	contrast
ni...ni	not	negation

Other examples of sentences combined by coordinating conjunctions are:

- b. o(or)
1. Ano ang gusto mo: Coke?
(what do you like: Coke?)
 2. Ano ang gusto mo: Pepsi?
(What do you like: Pepsi?)
 3. Ano ang gusto mo: Coke o Pepsi?
(what do you like: Coke or Pepsi?)
- c. pero, ngunit, datapwat (but)
1. Ayoko pang kumain.
(I don't like to eat yet.)
 2. Gutom na ako.
(I'm hungry.)
 3. Ayoko pang kumain pero gutom na ako.
(I don't like to eat yet but I'm hungry.)
- d. ni...ni...(nor)
1. Ayoko ng Coke.
(I don't like Coke.)
 2. Ayoko ng Pepsi.
(I don't like Pepsi.)

CULTURAL NOTESMaking and responding to invitation:

When inviting someone to do something (e.g., join a party, see a movie, take a walk, etc.) the Filipino starts with a tame question like 'Libre ka ba sa Sabado?' (Are you free on Saturday?) or 'Wala ka bang gagawin bukas?' (Are you not going to do anything tomorrow?). If an affirmative reply is received, the Filipino will proceed to invite you to do something with him.

Filipinos do not allow normally receive invitations at the first opportunity. They will tend to decline the first offer, hoping that you will insist or repeat the invitation. When a Filipino says, 'I'll try', he is inviting you to repeat the offer more strongly. If you do not, he will understand the invitation as pabalat-bunga (literally, skin or the fruit) or superficial invitation. This behavior is explained by the fact that the Filipino does not want to appear too eager by accepting the initial offer.

Another way that Filipino will test the 'sincerity' of your invitation is by giving an obviously lame excuse like. Sayang, may lakad ako. e. (Too bad, I have an appointment.) If you are serious about the invitation, it is expected that you will insist until he 'change' his mind and says, 'Sige na nga.' (Okay I'll go.).

Other ways of expressing coyness or 'pakipot' towards social invitations are 'Pipilitin ko' (I'll make an effort.), 'Titignan ko' (I'll see.); 'Sige na nga.' (Maybe.); or 'Bahala na' (See how it goes.).

Sometimes the Filipino will respond to the invitation with a weak 'yes' which is another cue to repeat the invitation. Unlike the American culture which is 'low context' culture (i.e., a yes can mean any of the following:)

1. Yes, I'm definitely going.
2. Yes, if you say so.
3. Maybe, but I wish you will try harder.
4. I don't know if I'd like to go.
5. No, but I won't openly disagree with you.
6. No, but I don't want to hurt you.

To be sure, be persistent in your invitation and reconfirm several times to make sure you are not getting a casual 'yes' that is not binding.

ACTIVITIES

A. Vocabulary

1. Vocabulary Building - Some adjectives are formed by adding ma- to a noun root, e.g., masava 'happy' comes from ma- + sava 'joy'. Below are some noun roots. Change them to adjectives by adding ma-. Try giving the English meaning of the newly-formed adjectives.

		Adjective	Meaning
a.	lungkot (sorrow)	_____	_____
b.	lasa (taste)	_____	_____
c.	bilis (speed)	_____	_____
d.	taba (fat)	_____	_____
e.	ganda (beauty)	_____	_____
f.	taas (height)	_____	_____
g.	haba (length)	_____	_____
h.	bigat (weight)	_____	_____
i.	lalim (depth)	_____	_____
j.	init (heat)	_____	_____
k.	laki (size)	_____	_____

(answer key on page 19)

2. Vocabulary Gathering - With the help of your language helper, get the antonyms (opposite meanings) of the adjectives you formed above.

(answer key on page 19.)

3. Vocabulary Use

Read the sentences or words below and describe the underlined nouns by using the appropriate adjectives.

- a. Seguro may 70 kilos si Jose.
- b. May lechon sa mesa.
- c. Ayaw akong ngitian ni Linda.
- d. Hanggang tuhod ang buhok ni Perla.
- e. May 40 F lagnat ang bata.
- f. Extra large ang kamiseta ko.
- g. 6 footer si David.

(Answer key, page 19.)

B. Gambits

1. **Gambits Practice** - For each situations below, give the appropriate gambit to use. check your answers by referring to gambits on page 1 of this module.
 - a. You happen to see a friend walking past your house. what will you say?

 - b. It's lunch time. A friend drops in. Invite him to join you for lunch.

 - c. It's late and you can't walk alone to the corner. What do you say to your co-worker?

 - d. You're throwing a party on Sunday. You want to invite your supervisor.

 - e. Your supervisor decline the invitation. What does he say?

 - f. You insist to invite your supervisor. How do you do it?

 - g. Your supervisor finally accepts the invitation. What does he say?

2. **Gambits recall**- Classify the following gambits under the heading.
 - a. to come
 - b. to eat
 - c. to enter
 - d. to join a celebration

Write a, b, c, d, in the blank before each gambit.

- _____ 1. Puede ba kitang maimbita?
- _____ 2. Tara na.
- _____ 3. Tuloy po kayo.
- _____ 4. Libre ka ba sa Linggo?
- _____ 5. Halika na.
- _____ 6. Teka muna.
- _____ 7. Di yata ako nakasahog e.
- _____ 8. mauna ka na.
- _____ 9. Tena.
- _____ 10. Huwag kang nawawala sa linggo ha?

(answer key on page 19.)

3. Gambit Use

Try asking your friends the question
Kailan ba ang birthday mo?

Note their responses especially the markers. some will fall under noong (if already past) and sa (if still in the future, e.g., noong 1984 (in 1984); sa 1999 (in 1999)).

C. Grammar Activities

1. Combine the pairs of sentences using an appropriate coordinating conjunction. Try giving the English translation for the combined sentences.

- a-1 Duktur si Jose.
- a-2 Magsasaka si Jose.

(_____)

- b-1 Malungkot ang lalaki.
- b-2 Masaya ang babae.

(_____)

- c-1 Mataba ang lupa.
- c-2 Magandang taniman ang lupa.

(_____)

- d-1 Kakakain ko lang.
- d-2 Gutom na ako.

(_____)

- e-1 Hindi kumakain ang bata ng gulay.
- e-2 Hindi kumakain ang bata ng prutas.

(_____)

(answer key on page 19)

2. Expand the following sentences by using the particles provided in the parenthesis.

- a. Gutom ako (na)
- b. Busog ako (pa)
- c. Pagod ako (mas, rin)
- d. Uuwi siya (daw)
- e. Papasok siya (nga, rin, na)
- f. Sasama siya (daw, rin, nga, na)

(answer key on page 19)

3. Expand the underlined nouns in the following sentences by using adjectives.

- a. Nagluluto ang bata.
(The child is cooking.)
- b. Kumakain ang lalaki.
(The man is eating.)
- c. Naglalaba ang babae.
(The woman is doing the laundry.)
- d. Nagsasampay ang bata.
(The child is hanging the clothes to dry.)
- e. Gusto ko ng sili.
(I like the pepper.)
- f. Mahusay ang kalamansi sa katawan.
(Kalamansi is good for the body.)
- g. Gusto ko ng pagkain.
(I like food.)

- h. Tingnan mo ang petsay.
(Look at the patchay.)
- i. Ayoko ng paminggalan.
(I don't like a dish - drainer.)
- j. Bumili siya ng damit.
(She bought a dress.)

4. Give the alternate structure for the following.

- a. Aking trabaho (my job) _____
- b. Anak niya (his child) _____
- c. Gamit namin (our things) _____
- d. Iyong sulat (your letter) _____
- e. Inyong proyekto (your project) _____
- f. Ating buhay (our lives) _____
- g. Bahay nila (their house) _____
(answer key, page 19)

5. Use the structures you gave in #4 in sentences. Ask your language helper to check your constructions.

ANSWER KEY

A. 1. Vocabulary Building

- | | | |
|----|-----------|--------------|
| a. | malungkot | (sad) |
| b. | malasa | (delicious) |
| c. | mabilis | (fast) |
| d. | mataba | (fat) |
| e. | maganda | (pretty) |
| f. | mataas | (tall, high) |
| g. | mahaba | (long) |
| h. | mabigat | (heavy) |
| i. | malalim | (deep) |
| j. | mainit | (hot) |
| k. | malaki | (big, large) |

A. 2. Vocabulary Gathering

- masaya
- pangit/walang lasa
- mabagal
- payat
- pangit
- mababa, pandak
- maikli, maigsi
- magaan
- mababaw
- malamig
- naliit

A. 3. Vocabulary Use

- Mabigat si Jose.
- Masarap or mataba ang lechon.
- Malungkot si Linda.
- Mahaba ang buhok.
- Mainit ang bata
- Malaki ang kamiseta.
- Mataas si David.

TAGALOG
Language Correspondence Course
Module 5

TOPIC: SOCIALIZING

TASK : Making small talk about

- a. immediate circumstances
- b. celebrations/events

Part 1. Content

1.1 Competencies

a. To ask questions about immediate circumstances/celebrations

Gambits

a. about immediate circumstances

ANO'NG NG NANGYARI?
(What happened?)

PAANO NANGYARI 'TO?
(How did this happen?)

ANO BA ITO?
(What's this?)

b. about celebrations

KUMUSTA ANG (event) ?
(How was the _____?)

Comments

Ano'ng is a contracted form of ano ng.

ito is a contracted form of ito 'this'

Kumusta developed from spanish 'como esta'
(How are you?)

b. To answer questions about immediate circumstances and celebrations

a. about immediate circumstances

EWAN KO.
(I don't know.)

DI KO ALAM.
(I don't know.)

Colloquial

Informal

BEST COPY AVAILABLE

PARANG KUWAN YATA.
(It's like something.)

Very non-specific response

HA?
(Huh?)

Not really asking the other person to repeat what was asked.

MAY (pangvavari).
(There's something).

b. about celebrations

MASAYA!
(Fun!)

Any positive adjective can be used to respond to a celebration.

c. To describe immediate circumstances and celebration by:

a. about immediate circumstances/giving a detail

a. giving detail

MAPUTIK DITO!
(It's muddy here!)

b. giving a comparison

PARANG LANGGAM SA DAMI NG TAO.
(The crowd is like ants in number.)

Direct comparison of man and animals are culturally acceptable.

NAKAWALANG PARANG MANOK ANG MGA BATA SA KALYE.

(The children in the street are like freed chickens.)

Usually said sarcastically.

d. giving a contrast

IBA TALAGA ANG PINOY.
(The Filipino is unique.)

2. Celebrations:

Nouns: Festive Events

piyesta/pistahan	(fiesta)	/pi yes ta/pis ta han/
prusisyon	(procession)	/pru sis yon/
handaan	(party)	/han da an/
salu-salo	(get together)	/sa lu sa lo/
piknik	(picnic)	/pik nik/
binyag-binyagan	(baptism)	/bin yag bin ya gan/
kasal-kasalan	(wedding)	/ka sal ka sa lan/
kumpil	(confirmation)	/kum pil/
pamanhikan	(engagement)	/pa man hi kan/
palaro	(sportfest)	/pa la ro/
kaarawan/kumpliyo	(birthday)	/ka a ra wan/
anibersaryo	(anniversary)	/a ni ber sar yo/
pasayaw	(benefit dance)	/pa sa yaw/
pasko	(christmas)	/pas ko/
sayawan	(dance party)	/sa ya wan/

Non-festive events:

lamayan	(wake)	/la ma yan/
libing	(burial)	/li bing/
siyaman	(novena)	/si ya man/
undas/todos los Santos	(All Saint's Day)	/un das/to dos los San tos/
mahal na araw	(lent)	/ma hal na a raw/

Adjectives

masaya	(happy)	/ma sa ya/
magulo	(disorderly)	/ma gu lo/
masarap	(delicious)	/ma sa rap/
marangya	(elegant)	/ma rang ya/
nakabubusog	(filling satisfying)	/na ka bu bu sog/
sari-sari	(various)	/sa ri sa ri/
marami	(many)	/ma ra mi/
maingay	(noisy)	/ma i ngay//
nakakainis	(irritating)	/na ka ka i nis/
nakakabagot	(causing impatience)	/na ka ka ba got/
nakakapagod	(tiring)	/na ka ka pa god/
nakakatakot	(scary)	/na ka ka ta kot/
nakakanerbyos	(causing nervousness)	/na ka ka ner byos/

Verbs

nangyari	(happened, object case)	/nang ya ri/
alam	(know, object case)	/a lam/

1.2 Vocabulary

1. Immediate Circumstances

Nouns: Weather conditions

Cues

bagyo	(storm)	/bag yo/
baha	(flood)	/ba ha/
ulan	(rain)	/u lan/
lindol	(earthquake)	/lin dol/
kulog	(thunder)	/ku log/
kidlat	(lightning)	/kid lat/
putik	(mud)	/pu tik/
alikalok	(dust)	/a li ka bok/
init	(heat)	/i nit/
ginaw	(cold, + weather)	/gi naw/
lamig	(cold, + weather)	/la mig/
lilim	(shade)	/li lim/
tag-init	(hot season)	/tag i nit/
tag-lamig	(cold season)	/tag la mig/
tag-ulan	(rainy season)	/tag u lan/
tag-araw	(dry season)	/tag a raw/

Nouns: Accidental

sakuna	(accident)	/sa ku na/
banggaan	(collision)	/bang ga an/
sagasa	(run over)	/sa ga sa/
barilan	(gunfight)	/ba ri lan/
suntukan	(fist fight)	/sun tu kan/
bakbakan	(scruff)	/bak ba kan/
hiyawan	(spat)	/hi ya wan/

Adjectives:

malamig	(cool/cold)	/ma la mig/
maginaw	(cool/cold weather)	/ma gi naw/
mainit	(hot)	/ma i nit/
maalinsangan	(humid)	/ma a lin sa ngan/
maputik	(muddy)	/ma pu tik/
maulan	(rainy)	/ma u lan/
maalikalok	(dusty)	/ma a li ka bok/
malilim	(shady)	/ma li lim/

1.3 Grammar Notes

1. Forms of Adjectives: The Tagalog adjectives has several forms:

a. Simple

- a.1. unaffixed, e.g., payat (thin)
- a.2. affixed, e.g.,
 - masaya (happy)
 - nakangiti (smiling)
 - nakakainis (irritating)
 - iyakin (crybaby)
 - palatawa (always laughing)

b. Comparative

- b.1. equal, e.g.,
 - sintaas (as tall as)
 - kasintaas (as tall as)
 - magkasintaas (as tall as, plural)
- b.2. unequal, more
 - mas maganda (prettier)
 - di gaanong maganda (not pretty)

c. Superlative e.g., pinakamataas (highest)

d. Intensive e.g.,

- napakataas (very high)
- mataas na mataas (very high)

e. Moderative e.g.,

- mataas-taas (a bit high)
- may kataasan (a bit high)

f. plural e.g., matataas (high, plural)

2. Distinction between the doer case

Affixes: -um, and mang-. In Module 2, we listed some of the distinctions between 2 doer case affixes: mag- and -um. For this Module, we will present some selectional features of -um and mang-.

- a. Although -um and mang- both expresses a process of becoming -um expresses a 'becoming' which is permanent in nature; whereas mang- expresses a 'becoming' which is temporary in nature, e.g.,

kumulog	(thundered)
kumidlat	(lightning struck)

- d. -an when attached to some roots expresses the meaning "reciprocal action involving the root" e.g.,

suntok (hit with one's fist) + -an =
suntukan (fist fight)
bakbak (scrape) + -an = bakbakan
(scruff)
hiyaw (shout) + -an = hiyawan
(spat)

4. Verb Formation:

mang- + vari (make) = mangyari (to happen)

completed: nangyari (happened)
not completed: nangvayari(happening)
not begun: mangvayari(will happen)

5. Verbs without aspects: These are some verbs in Tagalog that are without aspect. Some of these are:

- a. alam (know) and
b. akala (thought), e.g.,

Alam ko ang nangyari. (I know what happened.)

Akala ko e may nangyari. (I thought something happened.)

- b. nang- is attached to object noun roots - that is, the object is incorporated in the verb, e.g.,:

Nangitlog ang nanok.
 | |
 hatched an egg the chicken
 (The chicken hatched an egg.)

Nangisda ang lalaki.
 | |
 went fishing the man
 (The man went fishing.)

3. Noun Formation: In Module 1 you learned several ways of forming nouns, specifically those relating to occupation. In this Module, you will learn other ways of forming nouns:

- a. Tag- is a noun forming affix that expresses the meaning "season", e.g.,

tag- + init "heat" = tag-init (hot season)

- b. pa- is a noun forming affix that expresses something that is "sponsored", e.g.,

pa- + laro (game) = palaro (sportfest)

pa- + labas (outside) = palabas (benefit show)

pa- + sabayaw (dance) = pasabayaw (benefit dance)

- c. -an is also a noun forming affix that expresses the location where the "noun root" is found, or where it happen, e.g.,

putik (mud) + -an = putikan
 (quagmire)

damo (grass) + -an = damuhan (grassy area, pasture)

bangga (collide) + -an = banggaan
 (collision)

sabayaw (dance) + -an = sabayawan (dance, noun)

1.4 Cultural Notes

Making small talk about immediate circumstances:

The Filipino likes to keep the conversation going. Sometimes if he wants to maintain a non-threatening atmosphere, he will shift to the more mundane subjects such as the weather, (Ang lakas ng ulan). The people moving about (Ang daming tao, ano?). The immediate surroundings (Ang putik naman dito!) and the like. In his desire not to initiate the termination of the conversation, he will continue to make self-evident statement. (Ang init! Di ka ba naiinitan?) or repeat questions he might have asked previously (Taga-saan ka nga ulit?).

These time-consuming pleasantries should be understood as efforts to maintain the smooth interpersonal transaction between you and the Filipino. If you have time and the patience for it, then continue to converse and respond to these pleasantries. Otherwise, politely terminate the conversation with the excuse that you have to attend to something and move on.

Making small talk about celebration or special events:

Filipinos love to celebrate. And talk about celebrities or special events is very animated. People are just happy to share their excitement and happiness over these events. There is a Filipino pastime called "ang bida" (Loosely translated as being the hero.) where the Filipino will get center attention by recalling the event with great relish and pride. Talking or asking questions about celebrations is a one way of drawing out the Filipino. Interestingly, people will tell stories "kuwento" to each other with great animation even if they were both in the same celebration or event apparently just to compare notes.

Part 2. Activities

2.1 Gambits Activity

Answer the following questions with the appropriate gambits.

1. You see a crowd gathering at the corner. But you can't see what for. What do you ask the person next to you?

2. The person next to you is wondering the same thing and managed to ask you first what is happening. What do you answer?

3. You saw the plaza crowd with people during the fiesta. A friend asks you if there were a lot of people at the plaza then. What will you say?

4. You're on a bus. Traffic is bad. The vehicles hardly move. It's getting uncomfortable sandwiched between two big persons. You feel they're getting uncomfortable too. What can you say about this immediate circumstances?

5. You find yourself with two other persons under a tiny shed during thunderstorm. What can you say?

2.2 Vocabulary Activity

Activity 1. Vocabulary Recall

(a) Describe your feeling if you find yourself in the following situations. Refer to your vocabulary list for adjectives.

- (1) Matrapik
- (2) Maputik ang daan
- (3) Maraming tao sa "sidewalk"
- (4) May baka sa Maynila
- (5) Maraming palabas
- (6) Maraming masarap na pagkain
- (7) Wala kang pera
- (8) May sakit ka
- (9) Marami kang trabaho
- (10) Wala kang kasama sa bahay

(b) Look at the pictures that come with this module. Label each celebration by its Tagalog name.

Activity 2. Vocabulary Building

(a) Form new nouns from the following noun roots and affixes and give their English meaning.

- | | | | | |
|------|--------|---------------|---------------|-----|
| (1) | damo | (grass) | + -an = _____ | () |
| (2) | tinda | (ware) | + -an = _____ | () |
| (3) | bigas | (hushed rice) | + -an = _____ | () |
| (4) | bahay | (house) | + -an = _____ | () |
| (5) | tañim | (plant) | + -an = _____ | () |
| (6) | palay | (rice) | + -an = _____ | () |
| (7) | bundok | (mountain) | + -an = _____ | () |
| (8) | hinto | (stop) | + -an = _____ | () |
| (9) | tulog | (sleep) | + -an = _____ | () |
| (10) | upo | (sit) | + -an = _____ | () |

(b) Form new nouns expressing "reciprocal" action by adding -an to the following roots. Give their English meanings.

- | | | | | | |
|-----|---------|-----------|-------|---|---|
| (1) | tingin | (look) | _____ | (|) |
| (2) | ngiti | (smile) | _____ | (|) |
| (3) | bulong | (whisper) | _____ | (|) |
| (4) | inum | (drink) | _____ | (|) |
| (5) | tawa | (laugh) | _____ | (|) |
| (6) | tsismis | (gossip) | _____ | (|) |
| (7) | kuwento | (story) | _____ | (|) |
| (8) | iyak | (cry) | _____ | (|) |

(c) Form new adjectives by adding ma or nakaka - to the following roots.

- | | | | | | |
|------|------------|--------------|-------|---|---|
| (1) | ginaw | (cold) | _____ | (|) |
| (2) | alinsangan | (humidity) | _____ | (|) |
| (3) | dumi | (dirt) | _____ | (|) |
| (4) | init | (heat) | _____ | (|) |
| (5) | yamot | (annoy) | _____ | (|) |
| (6) | loko | (crazy) | _____ | (|) |
| (7) | tawa | (laugh) | _____ | (|) |
| (8) | iyak | (cry) | _____ | (|) |
| (9) | tamad | (lazy) | _____ | (|) |
| (10) | inip | (impatience) | _____ | (|) |

Activity 3. Vocabulary Gathering

(a) Ask your language helper to fill you in on the following:

- (1) Word for sponsors at the baptism/wedding
male sponsor _____
female sponsor _____
- (2) How are the sponsors addressed by the parents of christened child/or wedding couple.
male sponsor _____
female sponsor _____
- (3) What do sponsors give by way of presents to the christened child?

(4) How do the sponsors refer to their godchild?

2.3 Grammar Activity

Activity 1. Verb Formation

(a) Give the three aspects forms for each of the following infinitives:

- | | | |
|-----|-----------------------------------|-------|
| (1) | mangyari
(to happen) | _____ |
| | | _____ |
| (2) | mangisda
(to fish) | _____ |
| | | _____ |
| (3) | mamista
(to go to a
fiesta) | _____ |
| | | _____ |
| (4) | manood
(to watch) | _____ |
| | | _____ |
| (5) | mamili
(to buy) | _____ |
| | | _____ |

Activity 2. Adjective Formation:

Use of equal comparative forms, e.g.

Singganda ni Jacqueline Kennedy-Onassis si Gloria.

Kasingganda ni Jacqueline Kennedy-Onassis si Gloria.

Magkasingganda sina Jacqueline Kennedy-Onassis at Gloria.

a. Give the Kasing- forms of the adjectives in the following sentences.

- | | | |
|-----|----|--|
| (1) | a. | Sinlaki ni Tony si Rolly. |
| | b. | _____ |
| | | (Rolly is as big as Tony.) |
| (2) | a. | Simbait ni Perla si Ising. |
| | b. | _____ |
| | | (Ising is as kind as Perla.) |
| (3) | a. | Singtangkad ni Paul si David. |
| | b. | _____ |
| | | (David is as tall as Paul.) |
| (4) | a. | Sinsarap ng bangus ang maya-maya. |
| | b. | _____ |
| | | (Maya-maya is as delicious as bangus.) |
| (5) | a. | Singmahal ng hipon ang alimango. |
| | b. | _____ |
| | | (Crabs are as expensive as shrimps.) |

b. Give the Magkasing - forms of the sentences above.
Follow the direction #2 on adjective formation.

- (1) _____
- (2) _____
- (3) _____
- (4) _____
- (5) _____

c. Formulate a rule of thumb when using magkasing-
adjectival predicate.

d. Change the sentences you've formed in Exercise 2a
into questions by adding tag question at the end of
the statement.

- (1) _____
- (2) _____
- (3) _____
- (4) _____
- (5) _____

e. Change the sentences you've formed in the exercise
2b into yes/no questions by adding the ba particle.

- (1) _____
- (2) _____
- (3) _____
- (4) _____
- (5) _____

2.4 Culture:

As a newcomer to your sites, many things will seem different to you: the way people dress and behave, peculiar sights and sounds, strange food, etc.. But many of these impressions are often forgotten in just a few days or weeks as you adapt to the host culture. Try to capture some of these early impressions (in English) and then try to translate these (later) into your target language. Add how you feel about them. Use any appropriate adjective.

First impressions (In English)	Target Language equivalent	How I feel about them in target language
_____	_____	_____
_____	_____	_____
_____	_____	_____

2.5 Answer Key

- 2.a. (1) danuhan (grassy area, pasture)
(2) tindahan (store)
(3) bigasan (rice mill)
(4) bahayan (residential area)
(5) taniman (garden, field, place used for planting)
(6) palayan (ricefield)
(7) bundukan (mountainside)
(8) hintuan (terminal, bus stop)
(9) tulugan (bedroom, sleeping area)
(10) upuan (chair, bench)

- 2.b. (1) tinginan (looking at each other)
(2) ngitian (smile at each other)
(3) bulungan (whisper at each other)
(4) inuman (drinking session)
(5) tawanan (laugh at each other)
(6) tsismisan (gossip session)
(7) kuwentuhan (storytelling session)
(8) iyakan (crying session)

- 2.c. (1) maginaw (cold, cool)
(2) maalinsangan (humid, hot)
(3) madumi (dirty)
(4) mainit (hot)
(5) nakakayamot (annoying)
(6) nakakaloko (maddening)
(7) nakakatawa (funny)
(8) nakakaiyak (tearjerking, tragic)
(9) nakakatamad (causing laziness)
(10) nakakainip (causing impatience)

- B. 1. (1) nangyari
nangyayari
nangyayari
(2) nangisda
nangingisda
mangingisda
(3) namista
namimista
mamimista
(4) nanood
nanonood
manonood
(5) namili
namimili
mamimili

B. 2.c. Magkasing - adjectives

B. 2.d. Add di ba to all the

B. 2.e. Insert ba after the

C. (1) Anong nangyari?

(2) Ewan ko or di ko alam.

(3) Parang langgam sa dami ng tao.

(4) Ang trapik naman!

(5) Ang lakas ng ulan!

TAGALOG
Language Correspondence Course
Module 6

TOPIC: SOCIALIZING

TASK : Making small talk about daily activities

Part 1. Content

1.1 <u>Competencies</u>	<u>Gambits</u>	<u>Comments</u>
a. To ask about daily activities	ANO'NG GINAGAWA MO? (What are you doing?)	
	MARAMI KA BANG GINAGAWA? (Are you busy?)	
	KUHUSTA ANG <u>daily activity</u> MO? (How is your _____?)	Informal
b. To answer question about daily activities	ANG DAMI KONG GINAGAWA. SANTAMBAK ANG <u>ginagawa</u> KO. (I'm doing a lot.)	Informal
	HINDI NA AKO MAGKANDAUGAGA SA DAMI NG TRABAHO. (I'm so confused with the things I have to do.)	Colloquial
c. To give comments about daily life	HAY, BUHAY ALAMANG PAGLUKSO, PATAY. (Oh the life of an <u>alamang</u> one leaf, then death.)	expressing... frustration
	TALAGANG GANYAN ANG BUHAY. (That's life.)	expressing resignation

1.2 Vocabulary

Nouns

buhay life
alamang tiny shrimps

Adjective

santambak a heap, a lot

Verbs

ginagawa doing, object case
lukso leap, root, doer case

Idioms

hindi magkandaugaga unable to find order
buhay-alamang poor life

Adjective

patay dead

Conjunction

pag (when, if)

Daily Activities

Nouns: Personal Grooming

sabon	(soap)
tubig	(water)
suklay	(comb)
tuwalya	(towel)
bimpo/pampunas	(face towel)
pulbos	(powder)
damit:	
blusa/pang-itaas	(blouse)
palda	(skirt)
kamiseta	(shirt)
pantalón	(pants)
polo	(polo)
kamison	(chemise)
bra	(bra)
panlabas	(outside wear)
pantulog	(sleeping wear)
pang-araw-araw	(daily wear)
bata	(gown)
sapatos	(shoes)
medyas	(socks)
tsinelas	(slippers)

<u>Nouns:</u>	<u>Survival</u>	
	<u>Pagtulog</u>	(sleeping)
	kama/katre	(bed)
	banig	(mat)
	unan	(pillow)
	kumot	(blanket)
	kulambo	(mosquito net)
	<u>Pagkain</u>	(eating)
	pinggan/plato	(plate)
	mangkok/tasa	(cup)
	kutsara	(spoon)
	tinidor	(fork)
	kutsilyo	(knife)
	kutsarita	(teaspoon)
	bandehado	(serving tray)
	kampit	(a small kitchen knife)
	<u>Pag-inom</u>	(drinking)
	baso	(glass)
	pitsel	(pitcher)
	<u>Pagligo</u>	(bathing)
	sabon	(soap)
	panghilod	(scrubbing stone)
	tuwalya	(towel)
	tubig	(water)
	timba	(pail)
	tabo	(dipper)
	banyo	(bathroom)
<u>Nouns:</u>	<u>House chores</u>	
	<u>Paglaba</u>	(laundry)
	batya	(basin)
	palanggana	(basin)
	palupalo	(laundry paddle)
	sabong panlaba	(laundry soap)
	sanpayan	(clothesline)
	kulahan	(place where clothes are bleached in the sun)
	plantsahan	(ironing board)
	plantsa	(iron)
	<u>Pagluto</u>	(cooking)
	kawali	(pan)
	kaserola	(pot)
	kaldero	(dutch oven)
	palayok	(earthen pot)
	sandok	(ladle)
	kutsaron	(scooping ladle)
	siyansi	(frying ladle)

BEST COPY AVAILABLE

<u>Maglinis</u>	(cleaning)
walis	(broom)
basahan	(rag)
bunot	(coconut husk)
iskoba	(scrubbing instrument)

Daily Activities

Verbs: Personal grooming

maghilamos	(to wash face)
magsuklay	(to comb hair)
magbihis	(to dress up)
magpulbos	(to powder one's face)
magsapatos	(to wear shoes)
magpunas	(to wipe)
magsipilyo	(to brush teeth)

Mother's chores

magpakain	(to feed)
magpaligo	(to give someone a bath)
magpasuso/magpadede	(to nurse)
magpainom	(to make someone drink)

Survival

gumising	(to wake up)
bumangon	(to rise)
umihi	(to urinate)
duzumi/tumai/umuu	(to defecate)
maligo	(to take a shower)
kumain	(to eat)
uminom	(to drink)
humiga	(to lie down)
matulog	(to sleep)

House chores

magluto	(to cook)
maghugas ng pinggan/ mag-urong	(to wash dishes)
maglinis	(to clean)
magbunot	(to scrub floor)
magwalis	(to sweep)
maglampaso/magpunas	(to wipe with rug)
maglaba	(to launder)
magkula	(to bleach clothes in the sun)
magbanlaw	(to rinse)
magpilipit	(to wring to dry)
magsampay	(to hang up to dry)
magplantsa	(to iron)
magtiklop	(to fold)
mamalantsa	(to iron)
mag-alaga ng bata/mag-iwi	(to baby-sit)

Pronunciation and Spelling

The -ng part of affixes is pronounced in three different ways:

1. -ng becomes n before words beginning with d, l, r, s, t, as in:

isang (one) + tambak (heap) = 'Santambak' (a lot)
labing + dalawa = labindalawa (twelve)

2. -ng becomes m before beginning with b, p, and m.

As in labimpito (seventeen)
dalawampu (twenty)
sambilot (one roll)

3. -ng becomes ng in all other instances except in those mentioned above, e.g.,

labing-isa (eleven)

1.3 Grammar Notes

1. Verb Formation:

- (a) Some case affixes are attached to roots incorporating the instrument used in the action. Many of these roots are concrete nouns such as:

plantsa (iron) in magplantsa (to iron, that is to iron by using 'plantsa')
walis (broom) in magwalis (to sweep, that is by using a 'walis')

The case affixes that get attached to these roots that incorporate instrument are as follows:

mag- as in example above - agentive case
-in (hin) as in araruhin (to be plowed) - objective case
i- as in isusi (to lock with a key) - objective case
mang as in mangaso (to hunt w/ dog) - agentive case

(b) Review of mag- verb formation

maghilamos (to wash face)

completed: naghilamos
not completed: naghihilamos
not begun: maghihilamos
recently completed: kahihilamos

-in (hin)

araruhin (to be plowed)
inararo
inaararo
aararuhin
kaaararo

i-

isusi (to be locked w/a key)
isinusi
isininusi
isususi
kasususi

2. The sentences with recently completed verb forms are subjectless constructions.

e.g., Kahihilamos lang ni Gloria.
 | | | |
 recently just by Gloria
 washed
(Gloria just washed (her) face.)

3. Use of sa/nasa/saan/nasaan -- The distinction between sa and nasa as noun markers and ka and case markers is that sa expresses both location and direction whereas nasa only expresses location. Direction is categorized as where (with movement) whereas location is categorized as where (without movement), e.g.,

location

Nasa bahay si Gloria.

in the house Gloria
(Gloria is in the house.)

direction

Papunta ako sa Cubao.

will go I to Cubao
(I will go to Cubao.)

But not:

Pupunta ako nasa Cubao. (ungrammatical)

Sa is used to respond to questions saan and nasaan but nasa is limited to only nasaan.

Nasaan si Gloria
(Where is Gloria?)

Nasa bahay
Sa bahay
(At home)

Saan pupunta si Gloria?
(Where's Gloria going?)

Sa Cubao
(To Cubao.)

Saan ka nakatira?
(Where do you live?)

Sa Cubao
(In Cubao.)

Nasaa ang P/C?
(Where's P/C?)

Sa Malate
(In Malate.)

1.4 Cultural Notes

Making small talk about daily activities/routine with people you know.

Again, in order to keep the conversation smooth and interpersonal, the Filipinos might ask self-evident questions about your daily routine. (e.g., Marami ka yatang gagawin, a? Mukhang 'busy' ka ngayon?) If you are not ready to provide personal answers, you can just reply with an agreement (Oo nga, e.) or an equally vague answer (Hindi naman gaano.).

These exchange are to be viewed as part of the casual conversation at the hi/hello level.

Part 2. Activities

2.1 Vocabulary Activity

Activity 1. Vocabulary Recall

- a. Get your sets of cards that come with this Module. Match the Tagalog words with the English meanings. Set aside those that you do correctly on the first round. Review your vocabulary list once more. Pay attention to those you missed to match in the first round. Finally, mix these up once more with the ones you did correctly and see if you can get a perfect match on the next round.
- b. List your daily activities from morning till night on a Sunday. First get help from your language helper for the Tagalog meanings.
- c. Classify the following items by activities where they are used. Show your classified lists to your language helper.

sabon	tsinelas	palu-palo
pinggan	tuwalya	walis
banig	timba	sandok
batya	tabo	siyansi
kumot	sampayan	baso
kampit	plantsa	mangkok
suklay	kutsara	bimpo
unan	palanggana	basahan

d. Answer the following questions in Tagalog

- 1. Saan ginagawa ang pagluluto? _____
- 2. Saan ginagawa ang paglalaba? _____
- 3. Saan ginagawa ang pagtulog? _____
- 4. Saan ginagawa ang pagbihis? _____
- 5. Saan ginagawa ang pag-ihi? _____
- 6. Saan ginagawa ang pagligo? _____
- 7. Saan ginagawa ang pagkain? _____
- 8. Saan ginagamit ang kawali? _____
- 9. Saan ginagamit ang baso? _____
- 10. Saan ginagamit ang mangkok? _____
- 11. Saan ginagamit ang banig? _____
- 12. Saan ginagamit ang palu-palo? _____
- 13. Saan ginagamit ang batya? _____
- 14. Saan ginagamit ang kampit? _____
- 15. Saan ginagamit ang bimpo? _____

e. Read the questions below and choose the appropriate response to each.

1. Ano ang nasa pitsel? (kape, tubig, sabon)
2. Ano ang nasa palanggana? (pagkain, sabaw, damit)
3. Ano ang nasa sampayan? (unan, kulambo, walis)
4. Ano ang nasa kama? (unan, sapatos, sandok)
5. Ano ang nasa banyo? (pinggan, timba, kumot)

f. Answer the following questions in Tagalog. Then show your answers to your language helper.

1. Ano ang mga kailangan sa pagligo?
2. Ano ang mga kailangan sa pagluto?
3. Ano ang mga kailangan sa pagtulog?
4. Ano ang mga kailangan sa paglinis ng bahay?
5. Ano ang mga kailangan sa pagkain?
6. Ano ang mga kailangan sa paglaba?

Activity 2. Reading exercise.

Read the following selection and answer the questions at the end.

Ang Makahiya

Mayaman sina Mang Dondoy at Aling Iska. May isang anak sila si Maria, labindalawang taong gulang. Mahal na mahal nina Mang Dondoy at Aling Iska si Maria.

Mabait si Maria, mapagkawanggawa, masipag at masunurin sa magulang. Pero mayroon siyang isang kapintasan: masyado siyang mahiyain. Nahihiya siyang makipag-usap sa mga tao. Kung may taong dumarating, nagtatago siya sa kanilang halamanan.

Balita sa bayan ang halamanan nina Maria. Maraming sari-saring bulaklak dito. Alagang-alaga ni Maria ang kanyang halamanan. Maligayang-maligaya siya kung nagdidilig ng mga halaman.

Isang araw may isang pulutong ng tulisang pumasok sa bayan nina Maria. Kinuha nila ang salapi ng mga tao. Pinatay nila ang bawat lalaking makita.

Natanaw ni Mang Dondoy ang mga masasamang-loob. Pinapagtago niya sa halamanan si Maria, takot na takot si Aling Iska. Narinig niyang sinisira na ng mga tulisan ang malaki nilang pintuan. "Diyos ko!" ang panalangin ni Aling Iska. "Iligtas mo po ang aking anak."

Nakapasok ang mga tulisan. Pinalo nila ang ulo ni Mang Dondoy. Nawalan ng malay-tao si Mang Dondoy. Tatakbo sana si Aling Iska pero pinalo din ang ulo niya at nawalan din siya ng malay-tao.

Kinuha ng mga tulisan ang kanilang salapi at mga hiyas. Nagtungo sila pagkatapos sa halamanan. Hinanap nila si Maria pero hindi nila makita ito. Umalis na sila upang manloob naman sa ibang bahay.

Nang matauhan ang dalawang matanda, wala na ang mga tulisan. Hinanap nila si Maria ngunit wala si Maria. Akala nila ay kinuha ng mga tulisan si Maria.

Walang anu-ano'y napaaray si Mang Dondoy. Namangha siya nang makita ang isang maliit na halamang dali-daling nagtitikom ng kanyang mga dahon.

Noon lamang niya nakita ang halamang iyon. Lumuhod siya upang tingnang mabuti. Nahulaan niyang ang halamang iyon e si Maria na iniligtas ng diyos sa kamay ng mga tulisan.

Napaiyak si Aling Iska. Lalong namangha si Mang Dondoy nang makita niyang bawat patak ng luha ni Aling Iska ay naging maliliit at mabibilog na ang kulay ay rosa-lila.

Buhat noon, inalagaan nila ang halamang iyon na masyadong mahiyain, tinawag nila itong makahiya.

Vocabulary

1st Paragraph

mayaman	rich
labindalawang taong gulang	twelve years old
mahal	love
mabait	kind

2nd Paragraph

mapagkawanggawa	charitable
masipag	hardworking
masunurin	obedient
magulang	parent
kapintasan	negative quality
mahiyain	shy
makipag-usap	to converse
dumarating	arriving
nagtatago	hiding
halamanan	garden

3rd Paragraph

balita	known
bayan	town
marami	many
sari-sari	various
bulaklak	flower
alaga	care
maligaya	happy
nagdidilig	watering

4th Paragraph

pulutong	group
tulisan	bandits
pumasok	entered
kinuha	took
salapi	money
pinatay	killed
bawat	every, each
makita	to see

5th Paragraph

natanaw
masasamang loob
pinapagtago
takot
narinig
sinisira
pintuan
panalangin
iligtas

saw from a distance
evil-hearted
caused to hide
afraid
heard
breaking down
door
prayer
to save

6th Paragraph

nakapasok
pinalo
ulo
nawalan ng malay tao
tatakbo

able to enter
hit
head
become unconscious
will run

7th Paragraph

hiyas
nagtungo
pagkatapos
hinanap
nakita
umalis
upang
manloob
iba

treasure
proceeded
afterwards
searched
saw
left
so that, in order to
rob
different, other

8th Paragraph

matauhan
matanda

regain consciousness
old people

9th Paragraph

napaaray
namangha
maliit
walang anu-ano
dali-dali
nagtitikom
dahon

said 'ouch'
surprised
small
suddenly
immediately
closing
leaf

10th Paragraph

lumuhod	knelt
tingnan	to look
nahulaan	guessed
iniligtas	saved
diyos	god
kamay	hand

11th Paragraph

napaiyak	cried
lalo	all the more
patak ng luha	teardrop
naging	became
mabibilog	round
kulay	color
rosa lila	violet rose

12th Paragraph

buhat noon	since then
inalagaan	cared
masyado	too (as in too much)
tinawag	called
makahiya	'mimosa pudica'

Questions

1. Piliin ang tamang sagot.
 - a. Isang puno ang makahiya
gulay
damo
 - b. Isang dalaga si Maria.
may-asawa
batang babae
 - c. Ang kapintasan ni Maria ay ang kanyang pagiging:
mapagkawanggawa
mahiyain
masunurin
 - d. Laging nasa kapitbahay si Maria.
bahay nila
halamanan
 - e. Dumating ang mga tulisan upang:
manloob
kumain
matulog

- f. Hindi nakita ng mga tulisan si Maria dahil sa:
 umalis siya
 naging makahiya siya
 nasa punongkahoy siya
- g. Ang alamat na ito ay tungkol sa:
 damong makahiya
 tulisan
 Aling Iska at Mang Dondoy
2. May isang awit na ang tawag ay makahiya. Get the tape that goes with this module. First listen to the song. Then listen and repeat singing the lines after the models.

MAKAHIYA

Sa paglakad nitong landas
 (When you walk this trail)
 Patungo sa kabukiran
 (Going to the fields)
 May tumubong isang damong
 (A grass grew there)
 Makahiya ang pangalan
 (Makahiya is its name)
 Ang dahon ay maliliit
 (The leaves are small)
 Maliliit pati tangkay
 (It's stems are also small)
 Sa lupa ay tumutubo
 (On the ground, it grows)
 Nagsusupling, gumagapang
 (it generates, it crawls)
 Itong damong makahiya'y
 (This grass, makahiya)
 Di tulad ng ibang damo
 (Is not like other grasses)
 Katulad ay isang dalagang
 (It's like a maiden)
 May damdamin at puso
 (With feelings and with a heart)
 Sa araw ay nakangiti
 (At the sun, it smiles)
 Sa hangin ay di susuko
 (to the wind, it won't surrender)
 Ngunit agad nang titikom
 (But it will close fast)
 Pag may kamay na hihipo
 (When a hand touches it)

2.2 Grammar Activity

Activity 1. Verb Formation

1. Form verbs that incorporate the following instrument nouns and guess the meaning of the newly formed verbs.

a. mag- + dyip (jeep) _____ ()
+ bus (bus) _____ ()
+ kutsara (spoon) _____ ()
+ kamay (hand) _____ ()
+ salamin (mirror) _____ ()
+ palu-palo (wooden _____ ()
paddle)

b. suklay (comb) + -in (hin) _____ ()
bomba (pump) + -in (hin) _____ ()
timba (pail) + -in (hin) _____ ()
tabo (dipper) + -in (hin) _____ ()
sabon (soap) + -in (hin) _____ ()
kampilan (knife) + -in (hin) _____ ()

c. i- + supot (brown bag) _____ ()
i- + bayong (native bag) _____ ()
i- + laso (ribbon) _____ ()
i- + kumot (blanket) _____ ()
i- + pulbos (powder) _____ ()

2. Form the completed, not completed, not begun aspect of the verbs you've formed above.

mag- + dyip _____

mag- + bus _____

mag- + kutsara _____

mag- + salamin _____

suklay	+	-in (hin)	_____	_____	_____
bomba	+	-in (hin)	_____	_____	_____
timba	+	-in (hin)	_____	_____	_____
tabo	+	-in (hin)	_____	_____	_____
sabon	+	-in (hin)	_____	_____	_____
kampit	+	-in (hin)	_____	_____	_____

i-	+	supot	_____	_____	_____
i-	+	bayong	_____	_____	_____
i-	+	laso	_____	_____	_____
i-	+	kumot	_____	_____	_____
i-	+	pulbos	_____	_____	_____

3. Form new sentences using the following verbs as predicates. Feel free to use any aspects of the verbs. Refer to the given situations in parenthesis for individual sentence constructions. (Verbs: magbus, magkutsara, magsuklay, tabuin, ikumot)

a. (The jeeps are full. You need to go downtown. there are buses available. What will you do?)

b. (You can't eat with your hands. You request for spoons. What will you say?)

c. (You notice that your friend's hair does not look as neat as he wouldn't want it. What will you tell him?)

d. (Your bathroom did not have a shower. Your host mother gave you a dipper instead. What did you do take a bath?)

e. (You're up in the mountains in December. It's very cold. You need an extra blanket but there are no more available blankets. Your friend has a thick overcoat. He gives it to you. What does he say?)

4. Answer the following saan/nasaan questions in Tagalog. Show your answers to your language helper.

a. Saan ka natutulog?

b. Saan ka kumakain?

c. Saan ka naliligo?

d. Saan ka umihi?

e. Saan ka naglalaba?

f. Saan ka nagluluto?

g. Nasaan ang munisipyo?

h. Nasaan ang site mo?

i. Nasaan ang pamilya mo?

j. Nasaan ang bahay mo?

k. Nasaan ang simbahan sa bayan mo?

Ask your language helper to check your answer.

5. Respond to the following request using recently completed verb forms.

a. Magsuklay ka nga.

b. Sabonin mo nga ito.

c. Ipulbos mo nga ito.

d. Magbus ka na lang.

e. Maligo ka na nga.

6. Go back to the vocabulary list for the story 'Ang Makahiya'. List the verbs in terms of their affixes.

Answer Key

Grammar Answer Key

A.1.a nagdyip (to ride a jeep)
magbus (to ride a bus)
magkanay (to eat with one's hand)
nagsalamin (to look at oneself at the mirror)
magpalupalo (to wash clothes with a wooden paddle)

b. suklayin (to comb one's hair)
bombahin (to pump using pump)
timbain (to psail)
tabuin (to get water with a dipper)
sabunin (to soap)
kampitin (to slice with a knife)

c. isupot (to keep in a paper bag)
ibayong (to keep in a native bag)
ilaso (to ribbon)
ikumot (to cover oneself with a blanket)
ipulbos (to powder)

A.2. nagdyip: nagdyip, nagdyidyip, magdyidyip
magbus : nagbus, nagbubus, magbubus
magkutsara: nagkutsara, nagkukutsara, magkukutsara
nagsalamin: nagsalamin, nagsasalamin, magsasalamin
suklayin : sinuklay, sinusuklay, susuklayin
bombahin : binomba, binobomba, bobombahin
timbain : tinimba, tinitimba, titimbain
tabuin : tinabo, tinatabo, tatabuin
kampitin : kinampit, kinakampit, kakampitin
isupot : isinupot, isinusupot, isusupot
ibayong : ibinayong, ibinabayong, ibabayong
ikumot : ikinumot, ikinukumot, ikukumot
ipulbos : ipinulbos, ipinupulbos, ipupulbos

A.3.a. magbubus, b. magkukutsara, c. suklayin
d. tinabo, e. ikumot

A.5.

a. kasusuklay ko lang
b. kasasabon ko lang nito.
c. kapupulbos ko lang nito
d. kabubus ko lang
e. kaliligo ko lang

Vocabulary Answer Key

1. Vocabulary Recall

- d.
1. sa kusina
 2. sa labas, sa ilog, sa poso
 3. sa silid-tulugan, sa kuwarto, sa silid
 4. sa silid, sa banyo
 5. sa kubeta
 6. sa banyo, sa poso, sa ilog
 7. sa komedor
 8. sa pagluto
 9. sa pag-inom
 10. sa sabaw
 11. sa pagtulog
 12. sa paglaba
 13. sa paglaba
 14. sa paghiwa ng ulam
 15. sa paghilamos, sa pagpunas
- e.
1. tubig
 2. damit
 3. kulambo
 4. unan
 5. timba

Questions, page 12

- a. damo
- b. batang babae
- c. mahiyain
- d. halamanan
- e. manloob
- f. naging makahiya siya
- g. damong makahiya

TAGALOG
Language Correspondence Course
Module 7

TOPIC: SOCIALIZING

TASK : To share good or positive news and feelings

<u>Competencies</u>	<u>Gambits</u>	<u>Comments</u>
To break good news	HOY, ALAM MO ... (Hi, did you know..)	Informal
	MAY SASABIHIN AKO SA IYO. (I have something to tell you.)	Informal
	NABALITAAN MO NA BA? (Have you heard?)	Informal
	MAGANDANG BALITA! (Good news!)	Formal
	MAY MAGANDANG BALITA AKO PARA SA IYO. (I have good news for you.)	Formal
To respond to good news	BAKA NILOLOKO MO LANG AKO. (You're not kidding, I hope.)	Informal
	ANO IYON? (What is it?)	Informal
	WALANG LOKOHAN! (No kidding!)	Informal
	TALAGA! (Really!/Certainly!)	Endorsing

	OW? (Are you sure?)	Skeptical
To express pleasure and satisfaction	SALAMAT SA DIYOS! (Thank's God!)	Speaker is satisfied at the turn of events or result of an action that he receives a report about.
	AY! SALAMAT NAMAN! (Thank's!)	
	MABUTI NAMAN. (Good!)	
	NATUTUWA AKO PARA SA IYO. (I'm happy for you.)	

Vocabulary

Verbs

alan	(know)
sasabihin	(will tell, object case)
nabalitaan	(heard the news, object case)
niloloko	(kidding, joking, object case)
pinilit	(insisted, object case)

Nouns

ba'ita	(news)
lo:ohan	(exchange of jokes)
diyos	(god)

Particles

hoy	(attention-getting: informal)
na	(already)
ba	(question particle)
baka	(maybe)
ow	(you're kidding)

ay	(surprise particle)
naman	
lang	(only)
kaya	(that's why)
rin	(also, too)

Markers

para sa	(for)
may	(there is/there are)
sa	(at, in, on)
ang	(subject markers)

Conjunctions

pero	(but)
pag	(if, when)

Question words

ano	(what)
-----	--------

Others

huwag	(imperative, negative)
ayoko	(ayaw + ko, pseudoverbal predicate + non-subject doer case)
ang + adj. root	the root must express an appropriate description of the cause of pleasure or satisfaction.

e.g.

Ang ganda (How pretty!)

Ang sarap (How delicious!)

Ang lamig (How cool!)

DIALOGUE (A never-ending ritual common between friends)

Dina, alam mo ... ?	(Do you know ...?)
Ano?	(What?)
May maganda akong balita.	(I have good news.)
Ano nga iyon?	(What? Insisting)
Huwag na lang, kaya.	(Not anymore.)
Nakakainis ka naman e, sabihin mo na.	(You're bore!, tell it!)
Ayoko. Pero pag pinilit ako sasabihin ko rin.	(I don't like, but if you insist I'll tell it.)
Sige na naman, o.	(Please.)
Okay, alam mo ...?	(Okay, you know?)
Ano?	(What?)

Grammar Notes

1. Use of alam - 'Alam' is a non-inflected verb form that expresses a non-completable action of 'knowing'. It has an object case meaning it chooses the object noun for its subject.

Alam ko ang pangalan mo. (I know your name.)

Alam mo noong araw ang bahay ko pero iba na kasi ngayon.
(You knew then where my house was but its different now.)

Alam ni Jose ang mangyayari bukas.
(Jose knows what will happen tomorrow.)

Notice that alam is immediately followed by the doer noun or pronoun. In negative constructions as in 'Hindi alam ...', the doer pronoun follows hindi but the doer noun still follows 'alam'.

Example:

Hindi ko alam (I don't know.) Hindi alam ni Jose.
(Jose does not know.) Ewan ko. (I don't know.)

2. Use of May + verb pattern -- this has been discussed partially in preceding modules but more elaborately here. We have said that may and its variants: (mayroon, wala, marami) are noun markers -- it is followed by nouns whether they be nominalized adjectives or verbs.

Example:

May + noun

May aso sa silong ng bahay.
(There's a dog under the house.)

May + Adjective

May pangit dito.
(There's (an) ugly (one) here.)

BEST COPY AVAILABLE

May + verb

May sasabihin ako sa iyo.
(I have (something) to tell you.)

Verbs that occur with may maybe inflected for aspect, e.g.,

May sinabi ako. (I had something to say.)
May sinasabi ako. (I have something to say.)
May sasabihin ako. (I will have something to say.)

These nominalized verbs always have the doer noun for its subjects, e.g.,

1. May tatanungin ako sa iyo.
(I have (something) to ask you.)
2. Maraming itinanim siya diyan.
(There are many things he planted there.)
3. Mayroong sinasabayan siya araw-araw.
(There's (someone) he goes with everyday.)
4. May ipinambukas niyan siya kanina.
(There's (something) he opened that with a while ago.)

But when the verb has a doer-case affix, the subject does not occur, e.g.,

5. Walang nagluluto sa amin ngayon.
(There's not (someone) cooking at our place now.)
6. May matutulog dito.
(There is (someone) who will sleep here.)

It must be explained that the nominalized verb is really the predicate of another sentence that is embedded in the may sentence.

Pronunciation note: Many native speakers pronounce -ay in May and Mavroon as e, thus,

may = [me]
 mayroon = [meron]

Cultural Notes

Expressing good news/positive feelings:

Expressing and receiving good news is never a problem for the Filipino. Being curious individual, the filipino likes to share and listen to good news. The transaction can illustratively go this way:

Person A: Hoy, nabalitaan mo na ba?
 (Hey, have you heard?)

Person B: 'Ang ano?'
 (That what?)

Person A: Nanganak na si Melissa.
 (Melissa gave birth.)

Person B: Tutuo?
 (Really?)

Add to this all nonverbal--eyes wide open, eyebrows raised in suspense, touching of the other's arms, and excited feeling tone and you can imagine the animated exchange between the bearer and the receiver of the good news.

The same ease and comfort is manifested by the Filipino in expressing and receiving positive feelings.

Activities

1. Gambits exercises:

a. Answer the following questions. If your answer is yes, provide the needed information. Show your answers to your language helper.

1. Alam mo ba ang pangalan ng mayor sa 'site' mo?

2. Alam mo ba ang birthday ng Presidente ng Amerika ngayon?

3. Alam mo ba ang Tagalog sa 'news'?

4. Alam mo ba ang Ingles sa talaga?

5. Alam mo ba ang edad ng RAPCD mo?

b. Fill in the appropriate gambits to complete the dialogue. Show your gambits to your language helper.

x. _____

y. Ano iyon?

X. _____

Y. Baka niloloko mo ako?

X. _____

Y. Talaga?

X. _____

Y. Ay, salamat sa Diyos.

2. Vocabulary Exercise

a. Vocabulary gathering. Collect the words that describe different ways of saying things as listed below.

1. saying in a whisper _____

2. saying in a loud voice _____

3. saying as if reciting a poem _____

4. saying as if delivering a speech _____

b. Collect three words that mean 'niloloko' 'teasing'

1. _____

2. _____

3. _____

c. Collect three adjectives that mean 'natutuwa' 'glad'

1. _____
2. _____
3. _____

3. Reading Exercise

Read the attached selection and follow the instructions given below. If possible, ask someone to record the selection you can hear how the words are pronounced.

- a. Underline the words you understand.
- b. List the words you don't understand and ask your language helper for the meanings.
- c. Answer the following questions.

1. Ilang taon na si Berto?

2. Ano ang mabuting katangian niya?

3. Kumusta ang nanay ni Berto?

4. May ama pa ba si Berto?

5. Ano ang naging trabaho ni Berto?

6. Ano ang binili ni Pedro sa pera niya?

7. Masaya ba ang pasko ni Berto at Aling Ingga?
Bakit?

d. Pay attention to the verb 'kipkip'. Ask your language helper to demonstrate how this is done. Kipkip is one specific way of carrying things. There are other ways of carrying things. Ask your language helper to give you the Tagalog words for them by your demonstrating each word. Follow the directions below.

1. Put the book on your lap.

2. Carry a book on your head.

3. Carry a bag by its handle.

4. Carry a child on both shoulders.

5. Carry a child on the side of your body, the child sitting against your hip.

6. Carrying something on one shoulder.

7. Carrying something on one's back.

8. Carrying a child on one's arm.

- e. Pay attention to the word paminggalan (cupboard). Filipino homes have special accessories or fixtures. If you see any of them anywhere ask your language helper to name them for you. Add these new words to your vocabulary list. Then follow the direction below. On the left is a list of items kept in the items listed on the right. Connect those that match.

sleeping 'gears'	tapayan
food	paminggalan
dishes/cooking utensils (for daily use)	banggera
clothes	aparador
water	komedor
china collection	platera

- f. Attached is an illustration sheet featuring 4 native containers used for carrying things. How each container called.

See illustrations of sako, basket, bavong, supot

- g. On a separate sheet of paper, list all the verbs in the attached reading selections. On your sheet, prepare four columns: infinitive verb forms, completed verb forms, not completed verb forms, and not begun verb forms. List the verbs in their proper columns. Show this list to your language helper for feedback.

Reading Selection:Ang Anak ni Aling Ingga
ni Andrea Amor Tablan

Malamig ang simoy ng hangin. Tanghali'na pero marami pa ring mga taong nagdaraan sa tapat ng bahay nina Berto na nakasuot ng makapal na damit.

Siyam na taong gulang si Berto, isang anak ni Aling Ingga na noon ay maysakit. Katatapos lamang nilang kumain ng nilugaw na niluto ni Berto, kaya nanonood si Berto sa mga taong nagvavao't dito na may kipkip na malalaking balutan.

Sa halip na masasayahan si Berto, lalo siyang nalungkot. Kinabukasan ay pasko na pero wala silang pagkain sa paninagalan. "Kung buhay lamang ang Tatang", ang naisip ni Berto. "Sana'y hindi kami ganitong kahirap."

Sa kanyang panonood, may nakita siyang isang babaing may bitbit na bayong sa tig-isang kamay at may kipkip pang isang malaking balutan. Mabilis siyang nagpaalam at nanaog ng bahay para tulungan ang babae.

"Aling kuwan, ako na po ang magdadala niyang bayong ninyo."

"Naku, salamat, anak." ang sabi ng babae. "Puede mo ba akong ihatid sa kanto, sa sakayan ng dyip."

Inihatid ni Berto ang babae sa sasakyan at inabutan siya nito ng isang salapi.

"Aginaldo ko na sa iyo ang iba niyan." ang sabi ng babae.

Nagpasalamat si Berto. Naisip niyang puede pala siyang magkapera sa pagtulong sa mga tao. Pumunta siya sa palengke at tumulong magbuhat sa mga tindera.

Malapit ng dumilim nang umuwi siya. Marami siyang naipong pera - sampung piso at bumili siya ng anim na dalandan, isang latang gatas, isang kilong asukal, isang guhit na kape at saka mantikilya, tinapay at mamon. Bumili rin siya ng panlagang karne at gulay para sa kinabukasan.

"Nanay, hindi na tayo magugutom. May hanapbuhay na ako ngayon. Paglabas ko sa paaralan, tutuloy ako sa palengke at magkakargador ako," ang sabi ni Berto.

Napaluha si Aling Ingga.


4. Study the pictures very well. Describe the picture using a may + noun (a-e) and a may + verb predicate (f-v).



(1)




(2)




(3)

BEST COPY AVAILABLE



(4)




(5) _____

(6) _____



(7)



(8)



(9)



(10)



(11)



(12)

BEST COPY AVAILABLE

ANSWER KEY2.a. Vocabulary Gathering

1. bumubulong
2. sumisigaw
3. tumutula
4. nagtatalumpati

- b. 1. binibiro
2. ginogoyo
3. tinutudyo

- c. 1. nagagalak
2. nasisiyahan
3. nasasayahan

4. May + noun (Possible answers)

1. may sakit ang bata.
2. walang salawal ang bata.
3. may singsing sa ilong ang babae.
4. may balbas ang lalaki.
5. may baha.
6. may payong ang babae.

May + verb

7. may kinakain ang mga bata.
8. may binabasa ang mga bata.
9. may ginagawa ang mga bata.
10. may sinasabi ang PCV sa nars.
11. may itinatanim ang PCV.
12. may binibili ang babae sa palengke.

TAGALOG
Language Correspondence course
Module 8

TOPIC: SOCIALIZING

TASK : Expressing bad or negative feelings/news

Part I. Content

<u>1.1. Competencies</u>	<u>Gambits</u>	<u>Comments</u>
a. To express dissatisfaction/to complain	BAKIT GANITO ITO? why like this this (Why is this like this?)	Informal
	BAKIT NAMAN? why (particle) (Why?)	Informal
	MALI ITO, A. wrong this (Oh, this is wrong!)	Informal
	AYOKO NITO. dislike-I this (I don't like this.)	Informal
	ANG <u>adjective</u> NAMAN! (It's very <u>adjective</u> !)	
	NAKAKAINIS NAMAN! irritating (How irritating!)	familiar used with peer
	NAKU, HINDI GANYAN! not like that (Oh, it's not like at all.)	
	MAY MAGAGAWA PA BA DITO? there's can be done still here (Can something still be done about this?)	Formal

b. to express
disappointment

DI NA BALE.
no already
(Never mind/It doesn't
matter.)

HINDI BALE NA LANG.
not already just
(Never mind/It doesn't
matter.)

SAYANG.
(What's a waste./It's
a pity.)

c. to state disapproval

AYOKO.
dislike-I
(I don't like.)

Familiar
personal

HINDI.
(No.)

HINDI PWEDE.
not to be able
(It's not possible.)

HINDI./DI AKO PAPAYAG. Authori-
no I allow tative
(No, I won't allow it.)

AYOKO NANG MAULIT ITO.
dislike-I to repeat this
(I don't like this to
happened again.)

- * Many Filipinos use non-verbal cues to express dissatisfaction and disappointment. Some of these cues are: frowning, refusing to talk, not looking straight at the person who caused the disappointment, shaking of the head, etc.

Dialogue

Situation: PCV with the Host Mother. The Host Mother is teaching the PCV how to wash clothes.

Host Mother: Naku, hindi ganyan. Mali 'yan.
no like that wrong that
(Oh, it's not like that. That's wrong)

PCV : Paano ho ba dapat? Ganito?
how should/must like this
(How should (I) do it, then? Like this?)

Host Mother: Di na bale ako na lang diyan.
no already I already just there
(It doesn't matter, I'll be the one to do it.)

Ito na lang ang gawin mo.
this already just do you
(You can do this instead.)

1.2. VocabularyQuestion Word

bakit why /ba' kit/

Pronouns

ito this, subject, demonstrative /i to'/

nito this, non-subject demonstrative /ni to'/

dito here, location, demonstrative /di'to/

ganito like this, manner demonstrative /gani to'/

ganyan like that, manner, demonstrative /gan ya'n/

Adjectives

mali wrong /ma li'/

nakakainis irritating /na ka ka ini's/

Verbs

magagawa will (be able to) do, not begun aspect, agentive case, abilitative /ma ga'gaa wa/

maulit	will (be able to) repeat, infinitive, objective case, abilitative	/ma u lit/
papayag	will allow/permit, not begun aspect, agentive case	/pa pa'yag/

Pseudoverbs:

ayoko	I dont like	/a yo' ko/
pwede	can, to be able to	/pwe'de/

Particles

A	(expresses mild surprise)
naman	(expresses a decrease in intensity of the meaning of the adjective preceding it)
di	(expresses negation, shortened form of hindi)
na	(already)
pa	(yet, still)
ba	(question particle for yes-no question)
hindi	(negation particle/No)

Idiomatic Expressions:

Di na bale	(never mind)
Hindi bale, na lang	(It doesn't matter)
Sayang!	((What a waste!/It's a pity)

1.3. Grammar

- a. Information Question - These questions begin with words. Below is the list of question words in Tagalog.

Ano - what	kanino - whose
Sino - who	alin - which
kailan - when	Ilan - how many
Saan - where (direction, location)	Gaano - how much (weight, length, depth, quantity, etc)
Nasaan - where (location)	Magkano - how much (cost)
Paano - how	

Information question words are used as predicates of sentences.

e.g. Ano ito?
(what this)

where ano is the predicate and ito is the subject. As predicates, they may be expanded with the use of modifiers.

e.g. Bakit ganito ito?
why like this this)
(Why is it like this?)

Where ganito is an expansion of the predicate bakit

- b) Use of the Nominalizer May. Nominalizers are called such because they change the function of non-nouns into that of nouns. Nominalizers precede nouns/nominalized words. May has 3 variants may, mavroon/meron and wala. May is used only at the beginning of a noun phrase or sentence but not as a short response. Mavroon has all the uses of may used as a short response. Wala is the negative equivalent of mavroon. May and its variants have three uses in Tagalog:

- a) as an existential marker
e.g. May tao sa bahay.
there is person in house
(There's someone in the house.)
- b) As a possessive marker
e.g. May pera si Gloria.
have money Gloria
(Gloria has (some) money.)

c) As an approximative (e.g. location, time, measurement)

e.g. Location : Sa may - simbahan.
in the vicinity of church
(Near the church)

Time : May alas-sais na.
about six o'clock already
(It's almost/around 6 o'clock
already.)

Measurement: May sampung tao doon.
around ten person there
(There are around 10 people
there.)

Being a nominalizer, any word preceded by may functions as a noun.

e.g. May tao sa loob.
there is person inside
(There's someone inside.)

May magagawa ba?
there will be done
(Is there something which can be done?)

May maganda dito.
there pretty here
(There's someone who is pretty here.)

(c) Use of the Intensified Adjective Form - Adjective may be intensified by marking the root adjective or unaffixed adjective form with ang.

e.g. Ang ganda naman.
beautiful
adjective root
(It's very pretty.)

Ang pangit!
ugly
(How ugly!)

1.4. Culture Notes

Expressing Bad News/Negative Feelings:

Filipinos are generally uncomfortable in sharing or expressing bad news or negative feelings. Always desirous of maintaining a pleasant interactive atmosphere, he finds it difficult to break in the bad news or to level his unpleasant feelings.

If he has to directly repeat the bad news, he will most likely ask how you are at that moment (Kumusta ka ba?) to find out if the timing of the bad news is appropriate. He will probably forewarn you by expressing more reluctance about proceeding with the topic or sounding disheartened and looking glum. If he senses that you have prepared yourself to hear the bad news, then he will proceed with the agenda.

Unless you have established a deep interpersonal relations with the Filipino, it is not easy for him to share negative feelings especially if it concerns you directly. The normal way to express negative or unpleasant feelings is to use 'euphanism' or indirect statements. One method is 'parinig' or letting the intended party hear the message by speaking to another person. Sometimes this is followed by the admonition that if someone feels alluded to he should not be offended: "Bato-bato sa langit ang tamaan wag magagalit" (Falling star from the sky, whoever it falls on should not be offended.)

Another euphanistic way of Filipino communication is through 'biruan' or teasing. The Filipino will make a light-hearted comment hoping to get the meaning across of the intended party. This has the objective of communicating the message without direct confrontation.

The use of 'tulay' or to go-between (literally, bridge) is a third method of indirect communication. Someone who is acceptable to both parties is used to pass on message to one another to avoid embarrassing and tension filled encounters. The intermediary normally plays the role of a listener and peacemaker to both non-confronting parties.

BEST COPY AVAILABLE

Part II. Activities

2.1. Gambits Exercises

A. Instructions:(1) Read the following selection

Si Pagong at si Matsing
The Turtle and the Monkey

<u>Tagalog</u>	<u>English</u>
"Tingnan mo, Pagong", sabi ni matsing, habang nakaturo sa puno ng saging.	"Look, turtle", said monkey, while pointing to the banana tree.
"Alin, ang langit?" sagot ni Pagong.	"Which one, the sky?" answered Turtle.
"Ang bagal mo na, bulag ka pa sabi ni Matsing.	"You're not only slow, you've also bilnd, said Monkey."
"Bakit ka naman ganyan?" ang hinagpis ni Pagong.	"Why are you like that?" moaned turtle.
"Teka, ako muna ang pipili, sabi ni Matsing.	"Wait, I'll choose first said monkey,.
"Bakit naman? Una na ako at maliit ako." sabi ni Pagong	"But why? Let me be the 1st since I'm small," Turtle said
"Hindi, pwede, ako ang unang nakakita, ako ang unang pipili", sabi ni matsing	"Oh no, I saw it first, I choose first", said monkey

- (2) Underline the lines in the dialogue which expressed negative feelings.
- (3) Practice saying Monkey's lines while your Language helper say's Turtle's lines. Then switch roles.
- (4) Answer the following questions:
 1. Ano ang nakita ni Matsing?

2. Mabagal ba si Pagong?

3. Bulag ba si Pagong?

4. Gusto ba ni Pagong ang sabi ni Matsing?

5. Sino ang unang pumili ng saging?

6. Bakit gusto ni Pagong na una siyang pipili?

7. Bakit gusto ni Matsing na una siyang pipili?

(B) Make your own dialogue based on the following situations

Situation 1 : Peace Corps Manila has not yet sent you your monthly allowance check (PCV and Filipino friend, character)

Situation 2 : Your project was not approved by the funding agency you applied for (PCV and Language helper, characters)

Situation 3 : Your neighbor's dog went inside your house and ate your dinner (PCV and neighbor characters)

(C) Match the negative feeling appropriate at the events/situations on the right column.

- | | |
|---|----------------------|
| _____ 1. May miting pero walang taong dumating. | a. Ayoko niyan e. |
| _____ 2. Gutom na gutom ka na pero wala pang handang pagkain. | b. Nakakainis naman. |
| _____ 3. May nag-aalok sa iyo ng balut. | c. Ang tagal naman. |
| _____ 4. Nasa bus ka. Puno na ang bus. Pero wala pa ang tsuper. | d. Nakakainip naman |

2.2. Vocabulary Exercises

a. Vocabulary Gathering : For each of the categories below. Add as many negative adjectives that you can collect with the aid of your Language helper.

1. clothes - e.g. ansikip (tight)
2. food - e.g. panis (spoiled)
3. surroundings - e.g. maputik (muddy)
4. behaviour - e.g. tamad (lazy)
5. Personality - e.g. masungit (grouchy)
6. performance - e.g. bobo (dumb)

b. Vocabulary Practice : Use each of the adjectives you listed above in the intensified adjectival phrases structure.

Ang (adjective) naman.
(Refer to Grammar Note C.)

c. Choose from the items listed below the ones you dislike. Then express your negative feelings about these items and state your reason for your feelings.

e.g. mini-skirt Ayoko ng mini skirt. Ang sagwa sa akin e

1. dinuguan
2. bagoong

- 3. tuyo/daing
- 4. ampalaya
- 5. sorbetes
- 7. patis
- 8. litson
- 9. chicharon

2.3. Grammar Exercise

a. To what information question are the following possible responses? Draw a line to connect the information question with it's possible responses.

<u>Responses</u>	<u>Questions</u>
sampu	sino
mga 25 kilo	ano
piso lang	alin
ang kapitbahay ko	kailan
sa lunes	nasaan
sa bayan	saan
magbu-bus ako	paano
si President Cory Aquino	bakit
masakit ang ngipin niya	kanino
lamok	ilan
nasa bahay	gaano
kay nanay	magkano

2.4. Culture Exercises

Questions:

1. How do Filipinos express bad news/feeling?
2. Is it easy for Filipinos to express bad news/feelings? Why?
3. What are the normal ways by which a Filipino may express negative/unpleasant feeling?
4. What things do Filipinos consider before breaking bad news to somebody else?
5. In your own culture, how do you react to bad news/feeling received?

2.5. Answer Key

1. Filipinos usually express bad news/feelings indirectly. Before breaking the bad news/feelings, the person who is giving the news will most likely ask how you are at that moment to find out if it's the right time to give you such negative news. If he senses that you are prepared then he will go ahead and give you the bad news.
2. No. Basically Filipinos hesitate in giving out unpleasant news because they wouldn't want to be the "bringer of anything negative which is bound to hurt the receiver." The Filipinos also finds it hard to express bad feelings especially those caused by rather embarrassing circumstances. He wouldn't want anyone to feel pity for him.
3. Using euphemisms or indirect statements by:
 1. Using a third person (go-between)
 2. Letting the intended party hear the message by speaking to another person.
 3. By means of teasing.
 4. Consider the appropriate time and the preparedness of the person involved.
 5. (To be answered by the PCV.)

TAGALOG
Language Correspondence Course
CELP Module No. 9

TOPIC: SOCIALIZING

TASK : Giving and Receiving Compliments

Part I. Content

1.1. <u>Competencies</u>	<u>Gambits</u>	<u>Comments</u>
a. To give compliments		
a.1. Food	<p>ANG SARAP! (How delicious!)</p> <p>MASARAP ANG LUTO MO. delicious cooking you (Your cooking is good.)</p> <p>ANG SARAP MO PALANG MAGLUTO. delicious you to cook (You cook very well.)</p> <p>MASARAP PALA KAYONG MAGLUTO. Formal delicious you to cook (You cook very well!)</p> <p>MASARAP KA PALANG MAGLUTO, A! well you to cook (You cook very well!)</p> <p>ITO ANG GUSTO KO. Familiar this like/want I (This is what I like.)</p> <p>ITO ANG PAVORITO KO. Familiar this favorite I (This is my favorite.)</p>	<p>Informal</p>
b. Clothes	<p>ANG GANDA NG <u>damit</u> MO! Informal beautiful dress your (Your dress is pretty.)</p> <p>BAGAY NA BAGAY SA IYO Informal looks/fits well to you ANG SUOT MO. clothes your (Your clothes fits you well.) (What you're wearing looks very well on you.)</p>	<p>Informal</p>

c. Performance

ANG GALING MO PALANG (verb). Informal
 good you
 (You _____ very well!)

ANG HSÚAY MO!
 good you
 (You're good!)

b. To respond to compliments by down-
 playing them
 b.1. Food

HINDI NAMAN. Demure
 (Not really./Not so much.)

TSAMBA LANG ITO. Informal
 chance just this
 (This is by chance.)

b.2. Clothes

LUMA NA ITO. Informal
 old already this
 (This is old.)

MATAGAL NA ITO. Informal
 long(time) already this
 (I've had this for a long
 time now.)

BIGAY LANG ITO SA AKIN.
 to give just this to me
 (This was just given to me.)

MURA LANG ITO.
 cheap just this
 (This is just cheap.)

b.3. Performance

TSAMBA LANG YON. Informal
 chance just that
 (That's by chance only.)

SWERTE LANG SIGURO. Informal
 luck just maybe
 (Maybe it was just luck.)

HINDI NAMAN. Informal
 (Not so well.)

- c. To respond to compliments by thanking
- SALAMAT.
(Thanks.) Informal
- MARAMING SALAMAT.
many thanks A bit formal
(Thank you very much.)
- d. To respond to compliments by asking questions about the effect of the object of the compliment of the person giving the compliment
- d.1. Food
- NABUSOG KA BA?
satisfied with food you
(We're you satisfied?)
- NASARAPAN KA BA?
felt good you
(Did you find it delicious?)
- d.2. Clothes
- NAGAGANDAHAN KA BA?
finding it pretty you
(Do you find it pretty?)
- TALAGA?
(really?)
- GUSTO MO BA?
like/want you
(Do you like it?)
- d.3. Performances
- NABALITAAN MO NA BA?
Heard the news you
(Have you heard about it?)
- NAKITA MO BA IYON?
saw you that
(Did you see that?)
- NANDOON KA BA?
there you
(Were you there?)
- NANINIWALA KA BA DOON?
believe you there
(Do you believe that?)

e. To respond to compliment
by giving additional
information about the object
being complimented

e.1. Food

DE-RECIPE IYAN. Informal
with a recipe that
(That was copied from a
recipe.)

MAY ingredient PA IYAN.
to have still that
(That also has _____.)

e.2. Clothes

SA SM KO ITO BINILI.
at SM I this bought
(I bought this at SM.)

GALING SA Hongkong ITO.
come from this
(This came from Hongkong.)

PADALA/PASALUBONG ITO SA
gift this to
AKIN.
me
(This was sent to me./
This was my "pasalubong".)

e.3. Performance

ANG TAGAL KO IYANG A little
longtime I that formal
PINAGHANDAAN.
prepared
(I prepared a longtime
for that.)

PINAGHANDAAN KO TALAGA Informal
prepared I really
'YAN.
that
(I really prepared for that.)

IYAN TALAGA ANG INTERES/HILIG KO.
that really the interest/hobby I
(That really is my interest.)

Dialogue

- Gina : Sylvia, eto nang plato mo. (Sylvia, here's your dish.
Ang sarap mo palang magluto. You cook very well.)
- Sylvia : Salamat, pero tsamba lang yon. (Thanks, but that's only
by chance.)
- Gina : Ang ganda naman ng duster mo! (You're house dress is
really nice!)
- Sylvia : Talaga? Padala ito sa akin (Really? This was sent to
galing ng Maynila. me from Manila.)
- Gina : Nabalitaan mo ba kung sino (Have you heard who won
ang nanalo na reyna ng piyesta? as our fiesta queen?)
- Sylvia : Oo. Nandoon ka ba? Ang ganda (Yes. Were you there? They
daw ng nanalo. said the winner was very
pretty.)
- Gina : Talaga? Swerte lang siguro. (Really? Maybe it was just
her lucky day.)

1.2. VocabularyAdjectives

malinamnam	delicious	/ma li nam na'm/
malasa	tasty	/ma la' sa/
matagal	long, as in time	/ma ta ga'l/
mahusay	good, as in ability	/ma hu' say/
bagay	fitting, looks good on	/ba' gay/
luma	old	/lu' ma/
mura	cheap	/mu' ra/
paborito	favorite	/pa bo ri'to/

Verbs

nabusog	satisfied w/ food, com- pleted aspect, agentive case	/na bu so'g/
nakita	saw, completed aspect, objective case	/na ki' ta/
nasarapan	felt good, completed aspect, agentive case	/na sa ra pa'n/
nagandahan	thought something/someone is pretty, CA, objective case	/na gan da ha'n/

nabalitaan	heard the news, CA, objective case	/na ba li ta' an/
naniniwala	believe, CA, agentive case	/na ni' ni wa la/
binili	bought, Ca, objective case	/bi ni li'/'
pinaghandaan	prepared, CA, objective case, intensive case	/pi n. g han da 'an/

Nouns

luto	cooking	/lu' to/
suot	object worn	/su 'ot/
damit	clothes	/da mi't/
tsamba	chance	/tsa'm ba/
interes	interest	/in te re's/
hilig	hobby	/hi' lig/
padala	gift/something sent from another place	/pa da la'/'
pasalubong	gift, esp. from someone	/pa sa lu' bong/

Pronouns

nandoon	there far from listener and speaker, locative set of demonstrative pronouns	/na'n do on/
---------	---	--------------

1.3. Grammar Notes

A. The objective case in Tagalog. -- There are two major classes of the objective case in Tagalog:

Class 1: Those requiring the obligatory involvement of a doer either as the initiator or as goal of the action. The objects in this class receive an externally induced action.

Class 2: Those not requiring the obligatory involvement of a doer. The objects in this class undergo some kind of process either as an experiencer or one that undergoes a change.

For Class 1 objective case, the verb affects the object in the following ways:

1. If motion is involved, that is the object moves, the verb transports the object away from the doer (centripetal motion) or toward the doer (centrifugal motion), e.g.,

away from the doer: Itinanim niya ang buto sa bakuran.

planted he/she the seed at the
backyard
(The seed was planted by him/her
at the backyard.)

toward the doer: Kinuha niya ang buto sa paso.

took he/she the seed from the po
(The seed was taken by him/her
from the pot.)

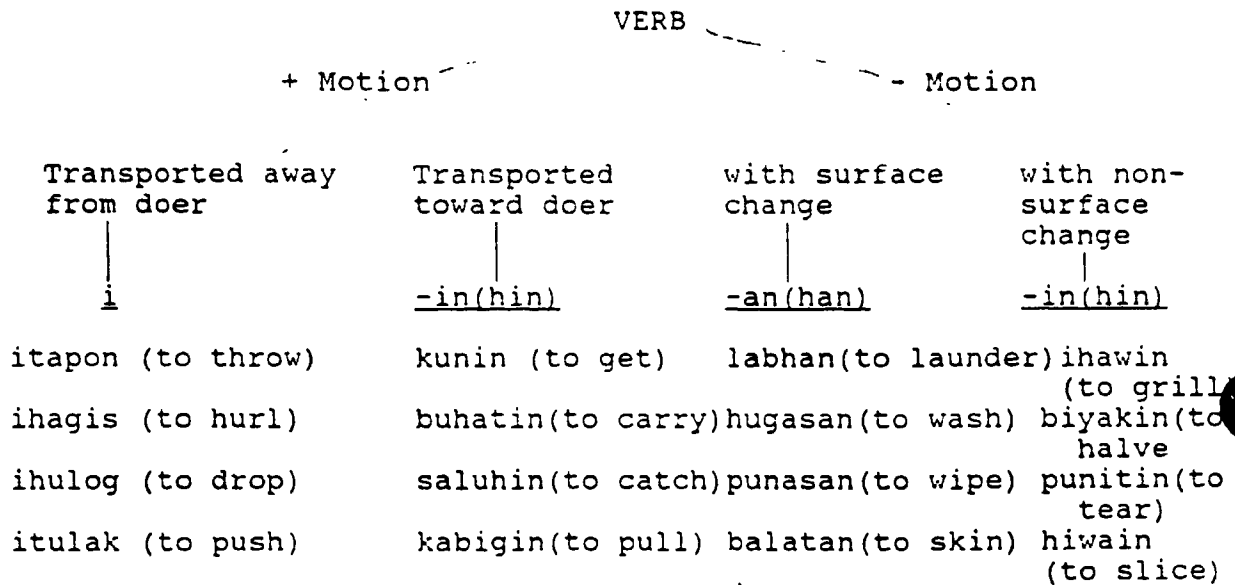
2. If motion is not involved, that is the object does not move, the verb changes or not changes the object. If the object is changed, the change may either be a surface change or not a surface change, e.g.,

with surface change: Nilabhan niya ang panyo.

laundered he/she the handkerchief
(The handkerchief was laundered
by him/her.)

with non-surface change: Binasag niya ang pinggan.
 (from a whole plate | broke | him/her | the plate
 to a broken one) | | |
 (The plate was broken by
 him/her.)

The following diagram illustrates the effects of the Class 1 verbs on the object:



For Class 2 objective case, those that optionally allow the doer to be involved in the action as an external causer of the action, the object undergoes some kind of process and a result, changes.

Object undergoes a change: Nasunog ang sinain.

burned the rice
(The rice burned.)

Nasunog ng katulong ang sinain.

burned the maid the rice
(The rice was left to burn by the maid.)

In summary, the objective case is marked in the verb by the following affixes: i-, -in(hin), -an(han), and ma-. These affixes appear in the verb when the object noun is chosen as the subject or is the ang marked element in the sentence, e.g.,

Itinapon niva ang basura.

throw he/she the garbage
(The garbage was thrown by him/her.)

When the object noun is not selected as the subject, it is preceded by the object case marker ng, e.g.,

Nagtapon siva ng basura.

throw she/he the garbage
(She/he threw the garbage.)

- B. The -um- affix as an undergoer-doer case affix. -- We have learned in earlier modules, specially Modules 2 and 5, about -um- as a doer case affix. This kind of doer is the typical action initiator or performer. Here in Module 9, we will learn about -um- as an undergoer case affix. The verb requires the doer to undergo a process of "becoming".

For example: Punuti si Isabel sa Maynila.

became white Isabel in Manila
(Isabel became fair-skinned in Manila.)

The roots that get attached to this undergoer-doer -um- are generally those that have to do with change in terms of color, size, number, etc., e.g.,

Color change: pula (red) > pumula (to become red)
Size change: laki (big) > lumaki (to become big)
Number change: dami (many) > dumami (to become plenty)
Personality change: bait (kind) > bumait (to become kind)
Economic change: vaman (rich) > yumaman (to become rich)

The only exception at this point is the change that has to do with prices, in which case mag- is used, e.g.,

mahal (expensive) > magmahal (to become expensive)
mura (cheap) > magmura (to become cheap)

Ma- as an undergoer case affix. -- Like -um-, ma- also expresses an undergoer-doer case. This is different from ma- as an undergoer-object case. (See Grammar Note # 1 of this Module.). As an undergoer-object case affix, ma- may or may not require the involvement of the doer in the sentence. But as an undergoer-doer case affix, ma- requires its doer to undergo a process the result of which he has no control over e.g.,

Nahulog ang bata sa sahig.
 | | |
 fell the child to the floor
 (The child fell to the floor.)

In the example above, the child undergoes the process of falling and has no control over its result, whether he sustains broken bones or not. Other examples of roots that attach themselves to ma- as an undergoer-doer case affix are:

<u>patay</u>	(dead)	<u>mamamatay</u>	(to die)
<u>buhay</u>	(live)	<u>mabuhay</u>	(to live)
<u>tulog</u>	(sleep)	<u>matulog</u>	(to sleep)

- D. Use of the particle pala. -- Pala is used to express mild surprise at a new information or unexpected turn of events. Being a polysyllabic particle, it follows monosyllabic pronouns and other particles, e.g.,

Ang husav mo din palang maqluto.
 | | | |
 well you also OH! to cook
 (Oh, I didn't know you cooked very well.)

E. Verb formation.

matulog (to sleep):	natulog	(completed)
	natutulog	(not completed)
	matutulog	(not begun)
	katutulog	(recently completed)
itapon (to throw):	itinapon	(completed)
	itinatapon	(not completed)
	itatapon	(not begun)
	katatapon	(recently completed)
bunutin (to pull) :	binunot	(completed)
	binubunot	(not completed)
	bubunutin	(not begun)
	kabubunot	(recently completed)
punasan (to wipe) :	pinunasan	(completed)
	pinupunasan	(not completed)
	pupunasan	(not begun)
	kapupunas	(recently completed)

1.4. Culture Notes

Filipinos like to show their best foot forward, especially to their guests or visitors. Thus, they will go to great pains to prepare the best food for their guests, wear the best clothes for the proper occasion, keep their houses clean, and show their talents to others (normally after some prodding.) The reward for all these is a sincere compliment, which Filipinos somehow expect but ostensibly shrug off or shy away from.

When invited to a sumptuous lunch or dinner, for example, at the home of a Filipino host, you will be asked: "Nagustuhan mo ba ang luto ko?" (did you like my cooking?). To which you are expected to reply with lavish compliment: "Ang sarap ng luto nyo! Tamang-tama ang timpla. Ang galing nvong maqluto." (Your cooking is delicious! The taste is just right. You're an excellent cook.)

When receiving a compliment, however, the Filipino will try to downplay the positive stroke by ascribing the cause to somebody else: "Bigay lang ito sa akin." (This was just given to me), by offering an apology by citing the direct opposite to the compliment: "Ang gulo-gulo nga ng bahay namin, e." (Our house, in fact, is very disorderly), or by limiting his direct participation or contribution: "Tsamba lang iyon." (That happened by chance). The false sense of humility is tied up with the Filipino's desire not to appear 'mayabang' (proud or haughty) lest people look down with derision on him. This phenomenon is described as the sociostat whereby the Filipino cuts down to size and individual who publicly takes credit for an act or claims any semblance of superiority over his in-group.

Part II. Activities

2.1. Gambits Exercises

a.1. Gambits practice. -- For each of the following compliments on the left, choose the appropriate downplaying response on the right. Draw a line to connect the matching gambits.

Ang ganda ng damit mo. Diyan ko lang ito binili.

Gusto ko ng sapatos mo. Hindi naman gaano.

Masarap ka palang magluto. Mura lang ito.

Ang galing mong maggitara. Tsamba lang iyon.

Bagay sa iyo ang damit mo. Bigay lang ito sa akin.

Mukhang matibay ang suot mo. Luma na ito.

a.2. Substitution drill. -- On the left below are the words you will use to substitute for certain words in the model gambit. Some words may need to be added in. Keep substituting and adding new words to the "current" gambit as there are words provided. The first gambit is done for you.

a. Model Gambit: Ang ganda ng damit mo.

niya	Ang ganda ng damit <u>niya</u>
tibay	Ang <u>tibay</u> ng damit niya.
sapatos	Ang <u>tibay</u> ng <u>sapatos</u> niya.
pala	Ang tibay <u>pala</u> ng sapatos niya.

b. Model Gambit: Bagay sa iyo ang damit mo.

sa akin	_____
ba	_____
salamin	_____
niya	_____
din	_____

c. Model Gambit: Mukhang matibay ang palda mo.

mahal _____
blusa _____
talaga _____
niya _____
ba _____

d. Model Gambit: Gusto ko ng luto mo.

din _____
tahi _____
intensify: gusto _____
namin _____

2.2. Vocabulary Exercises

a.1. Vocabulary Gathering. -- There are many words that may be used to compliment food, clothing, or performance. Some examples in English are listed below. Add more words to this list and ask your language helper for their equivalent in the target language.

- | | |
|-----------------|---|
| a. Food: | special
rich
colorful
tender
fresh
juicy |
| b. Clothing: | dressy
durable
expensive
stylish |
| c. Performance: | neat (as in reports)
excellent
fast
clear
organized |

a.2. Vocabulary Building. -- There are two ways of intensifying the meaning of an adjective: by repeating the adjective and by attaching napaka- to the adjective root (See Module 5 and 8). Form the intensified forms in the appropriate columns below.

repeating the adjective

prefixing napaka-

- a.3. Vocabulary Recall. -- Given the items below, what adjectives can you use to describe them in a complimenting way?

green vegetables
lasagna
fillet mignon
green peas, carrots, and corn salad
meat in gravy
ice cream and cake

satin dress
Christian Dior dress
denim pants
tailored dress

a 20-page report done in 1 day
well-applauded piano recital
clear and organized speech
a close game of basketball

2.3. Grammar Exercise

1. Encircle the object noun in the following sentences. Translate the sentences into English. Ask your language helper for the meanings of words you don't know.

a. Dinukot ni Pedro ang panyo niya sa bulsa.
(_____)

b. Maglinis ka ng bahay mamayang hapon.
(_____)

c. Nanaginip si Jose tungkol sa giyera.
(_____)

d. Bubunutin ng dentista ang ngipin ko.
(_____)

e. Nalaglag ang bisikleta ng bata sa kanal.
(_____)

2. You learned in the grammar notes in this Module that the case affixes i-, -in(hin), -an(han), and ma- have distinctive selectional features. Given the list of verb roots and their meaning below, predict the object case affix to which each of the roots may be attached. (Use the infinitive form of the verbs e.g.,

tapon	(throw)	<u>itapon</u>
ligpit	(keep)	_____
pahid	(wipe)	_____
dala	(carry)	_____
tago	(hide)	_____
hugot	(pull)	_____
tabi	(set aside)	_____
bali	(bend)	_____
nakaw	(steal)	_____
balot	(wrap)	_____

3. Of the verb roots listed below, which involves motion and which do not. For those with motion, mark M on the blank; for those without motion, mark WM on the blank. Note that the motion here refers to the object affected by the verb.

_____ tanim (plant)	_____ bagsak (drop)
_____ lubog (submerge)	_____ hila (pull)
_____ pukpok (hammer)	_____ sara (close)
_____ tadtad (chop)	_____ sira (destroy)
_____ bayo (pound)	_____ layo (separate)
_____ hilamos (wash face)	
_____ banlaw (rinse)	
_____ tawag (call)	
_____ halungkat (ransack)	
_____ ipon (save)	

4. Of those which you marked M, which ones are moving toward the doer, mark them with D. Those which move away from the doer, mark them with AD.
5. Of those which you marked WM, which ones are with surface change (SC) and which ones are with non-surface change (NSC)?
6. Attach the correct objective case affix to each of the roots listed above. Use them in sentences.

2.4. Culture Activity

Get an interesting artifact available in your site. Study the object carefully and while you're doing this, ask yourself the following questions:

1. What kind of society does it come from?
2. What meaning does it hold for the people of this culture?
3. What is your reaction to the object?
4. How would you describe it?
5. Is there something in the object that gives you a clue as to what patterns of behavior the markers may have? Does it give you a clue that these people, when given a compliment, will downplay it or respond to it in a manner quite different from the way you will respond to it?

Visit a cultural site. In Manila, you may want to visit Casa Manila and San Agustin Church (which are just across the street from each other) in Intramuros.

2.5. Answer KeyGambitsa.1. Gambits Practice

1. Ang ganda ng damit mo. - Mura lang ito.
Luma na ito.
Bigay lang ito.
2. Gusto ko ang sapatos mo.- Mura lang ito.
Luma na ito.
Bigay lang ito.
Diyan ko lang ito
binili.
3. Masarap ka palang - Hindi naman gaano.
magluto. Tsamba lang ..
4. Ang galing mo palang - Hindi naman gaano.
maggitara.
5. Bagay sa iyo ang damit - Diyan ko lang ito
mo. binili.
Mura lang ito.
Bigay lang ito sa
akin.
Luma na ito.
6. Mukahng matibay ang - Diyan ko lang ito
suot mo. binili.
Mura lang ito.
Bigay lang ito sa
akin.
Luma na ito.

a.2. Substitution Drill

- b. Bagay sa akin ang damit mo.
Bagay ba sa akin ang damit mo?
Bagay ba sa akin ang salamin mo?
Bagay ba sa akin ang salamin niya?
Bagay din ba sa akin ang salamin niya?

Grammar

- c.1. a. ang panyo
 b. ng bahay
 c. si Jose
 d. ang ngipin ko
 e. ang bisikleta
- c.2. iligpit
 ipahid
 dalhin
 itago
 hugutin
 itabi
 baliin
 nakawin
 balutin
- c.3. M - tanim
 M - lubog
 WM- pukpok
 WM- tadtad
 WM-bayo
 M - bagsak
 M - hila
 M - sara
 WM-sira
- M - layo
 WM- hilamos
 WM- banlaw
 M - tawag
 M - halungkat
 M - ipon
- c.4. AD - tanim
 AD - lubog
 AD - bagsak
 D - hila
 AD - sara
 AD - layo
 D - tawag
 D - halungkat
 D - ipon
- c.5. NSC - pukpok
 NSC - tadtad
 NSC - bayo
 NSC - sira
 SC - hilamos
 SC - banlaw
- c.6. itanim
 ilubog
 ibagsak
 hilahin
 isara
- ilayo
 tawagin
 halungkatin
 ipunin (final o becomes u when
 suffix is added)
 pukpukin
 tadtarin (sometimes, d becomes an
r when placed in between 2 vowels)
 bayuhin
 sirain
 hilausan
 banlawan

- c. Mukhang mahal ang palda mo.
Mukhang mahal ang blusa mo.
Talagang mukhang mahal ang blusa mo.
Talagang mukhang mahal ang blusa niya.
Talagang bang mukhang mahal ang blusa niya?
- d. Gusto ko daw ng luto mo.
Gusto ko din ng tahi mo.
Gustong-gusto ko din ng tahi mo.
Gustong-gusto din namin ng tahi mo.

TAGALOG
Language Correspondence Course
CELP - Module 10

to manage conversation

ensuring clear communication

Part I : Content

<u>1.1. Competencies</u>	<u>Gambits</u>	<u>Comments</u>
a. To ask for repetition	PAKIULIT NGA (HO). PAKIULIT NGA HO ULIT. (Please repeat.)	Formal
	ANO (HO) ULIT? ANO (HO)? (What again?)	Informal
	ANO KAMO/KANYO? (What did you say?)	Colloquial
b. To verify one's understanding	GUSTO/IBIG MO SABIHIN E ... (You mean to say that...)	
	GUSTO/IBIG MO BANG SABIHIN ... (Did you mean to say that...)	
	GANITO BA ANG IBIG MONG SABIHIN...? (Is this what you wanted to say?)	
	(<u>said word or meant idea</u>) BA KAMO/KANYO? (Did you say _____?)	
	DI BA GANITO ANG IBIG MONG SABIHIN...? (Is this not what you want to say?)	

BEST COPY AVAILABLE

Dialogue

A: Ano ho? Pakiulit nga ho?
(Excuse me. Would you mind saying that again?)

B: Ipagpatuloy/Iisipin ko muna.
(Let me see.)

A: Ang ibig mong sabihin, e ... ?
(Do you mean to say... ?)

B: Ganito yon, e.
(Let me put it this way.)

Nakuha mo?
(Did you get it?/Do you follow me?)

A: Oho, naintindihan ko na.
(Yes, I understand it now.)

* Understanding can also be expressed by expression "A" accompanied by a nod.

1.2. VocabularyVerbs

pakiulit	(Please repeat)
ulitin	(to repeat, objective case)
sabihin	(to say, objective case)
ipaliwanag	(to explain, objective case)
ipaliwanag	(to explain, ibjective case)
sabi	(say, verb rootword)
alam	(know, verb rootword)
naintindihan	(understood, objective case)
sinabi	(said, objective case)

Others

kano from wika _____ mo
 | |
 | language your, singular
 | word
 | (You said.)

Pseudoverbs

ihig/gusto (want/like)

Adverb

ganito (like this)

BEST COPY AVAILABLE

1.3. Grammar Notes1. Expressions of request

In tagalog, request may be expressed through the paki- affix in the verb or the particle nga in the sentence. These two expressions may be found together in the same sentence to emphasize the request or may appear independently of each other.

The affix pa may co-occur with all the case-marking affixes except um and mang-.

Case-marking affixes examples:

Agentive: mag- + pa = magpa- = magpalaba 'to cause someone to wash'
 ma- + pa = mapa- = mapaalis 'to cause someone to leave'

Objective: -in + pa = pa- + -in = patakbuhi 'to make someone run'
 -an + pa = pa- + -an = paliguan 'to make someone take a bath'
 i- + pa = pa- + i- = ipasabi 'to make someone say something'
 'to send a message'

Locative: -an + pa = pa- + -an = papuntahan 'to make someone go to somebody or somewhere'
 'to send someone somewhere'

pa- + -an = pagpa- + -an = pagpasabihan 'to make someone tell somebody'

Benefactive: ipag- + pa = ipagpa = ipagpaluto 'to make someone cook for somebody'

Note: that the benefactive affix i (which is used with rootwords that take um in the agentive case) does not take on pa

Instrumental: ipang- + pa = ipangpa/ipampa = ipampahukay 'to make someone use something for digging'

makapag- + pa = makapagpa = makapagpataba 'to cause someone/something to become fat'

Note: That since maka- is already an instrumental cause affix (see Grammar Bulletin # 2, appendix B) the intensive pag is added in to complete the combination.

To summarize the case affix combinations with pa- refer to the chart below.

Case	+ Causative <u>Pa-</u>
Agentive: mag-	magpa- + V
ma-	mapa- + V
Objective: -in(hin)	pa- + V + -in(hin)
-an(han)	pa- + V + -an(han)
- I	ipa- + V
Locative: -an(han)	pa- + V + -an(han)
pag- + -an(han)	pagpa- + V + -an(han)
Benefactive: ipag-	ipagpa- + V
Instrumental: ipang-	ipampa- + V
maka-	makapagpa- + V

2. The use of particles e, o, and a.

E has several uses (1) it may be used to express a reason and when it does, it may be found at the end of the reason sentence. Read the dialogue below:

Question: Bakit ka umuwi kaagad.

why you went-home immediately
(Why did you go home immediately.)

Answer: Wala ka doon e.

none you there
(You were not there.)

(2) It may be used to express hesitation or pause, and when it does, it is usually found in front of the sentence.

Question: Bakit ka umuwi agad?

Answer: E, wala ka doon e.

hesitation reason

1.4. Culture Notes

Ensuring clear communicating:

Talking in the target language is one thing, but ensuring understanding is another. When talking to a Filipino, it is important to check if your understanding and his are the same. If you are the sender of the message, when he nods his head continuously, it does not mean that he understands everything you are saying. It could simply indicate that he hears what you are saying and that he wants you to keep on going. This is his way of keeping the conversation smooth and pleasant and his way of showing "active" listening. It helps, therefore, to check by asking: "Malinaw ba ang sinabi ko?" (Did I make myself clear?).

When receiving communication from a Filipino, always check your understanding of the meanings as intended by the Filipino. For example, Filipinos are fond of using indefinites such as "mamaya" (in a short while), "saka na" (later on), "doon" (over there), or "konti lang" (just a little). Make sure expectations match the realities of those terms.

Since Filipinos think in the local language, watch out when they use English terms. There are certain English phrases which have been invented and accepted as correct: "by and by" means "later on"; "for a while" means "one moment, please"; "you be the one" means "you do it"; "I'll pass for you" means "I'll pick you up"; "yes, I am not going" means "no, I am not going"; "I went there already" means "I have been there". Likewise, certain terms have taken precise meanings: "blow-out" means "a treat or celebrations"; "brown" means power failure or shortage; "dear" means expensive; "comfort room" means restroom; "frigidaire" means refrigerator; "colgate" means toothpaste; and "kleenex" means tissue paper.

Occasionally, Filipinos giggle, laugh or smile when you mispronounce a local term. The normal response is to smile back to acknowledge the mistake and then to ask for the correct pronunciation of the term. do not take personal offense on the Filipino behaviour as giggling, laughing or smiling are normal ways of coping with an embarrassing situation.

Part II. Activities

2.1. Gambits Exercise

1. Competency Reinforcement. List down all the possible gambits for each of the competencies below. You may want to include other gambits not found in this module so you may ask the help of your Language Helper for this exercise.

- a. to ask for clarification
- b. to state clarification
- c. to ask for repetition
- d. to verify another person's understanding
- e. to state/confirm one's understanding.

2. Read aloud the following proverb. then give the attached instruction to your language helper. Your LH will be asking you questions about the proverb. Response is needed.

Card 1: After the learner has read the Tagalog proverb, read to him/her, the instruction below:

PAKI-ULIT MO NGA ANG BINASA MO.

If the learner's rendition of the proverb is not clear, ask him to repeat over and over until the reading is clear. Use varied gambits.

Card 2: When the reading is clear and intelligible, ask him the question:

ANO ANG IBIG MONG SABIHIN?

Listen to his response. When he is finished, ask the question in Card 3.

Card 3:

IBIG MO BANG SABIHIN E Don't judge a book by it's cover?

The response should be no. When he has responded, move on to Card 4.

Card 4:

IBIG MO BANG SABIHIN E Don't judge a person until you've walked a mile in his shoe?

The response is still no. When he has responded, move on to Card 5.

Card 5:

IPALIWANAG MO ANG "PROVERB" SA INGLES.

His response must be what our Tagalog proverb means.

To the Language Helper: A close translation or equivalent of our Tagalog proverb in English:

PEOPLE IN GLASS HOUSES SHOULDN'T THROW STONES.

or The pot calls the kettle black.

2.2. Vocabulary Exercise

1. Below is a list of English words that belong to the semantic group of tell. Find their rootword equivalents in Tagalog. If there are any special usage notes for these. Add more words to the list if you want.

a. to speak	salita
b. to mention	banggitin
c. to say	sabihin
d. to report	ulat
e. to talk	usap
f. to converse	usap
g. to discuss	usap
h. to narrate	salaysay, kuwento
i. to explain	paliwanag
j. to mean	kahulugan
k. to express	hayag
l. to announce	balita
m. to chat	daldal
n. to whisper	bulong
o. to shout	hiyaw

2.3. Grammar Exercise

1. Study the verb formation in the attached sheet. Do the different aspectual forms of the rootwords listed under the examples. Write these forms in the space below.

VERB FORMATION

Magpa:

magpabago: nagpabago, nagpapabago, magpapabago
 magpatulog: nagpatulog, nagpapatulog, magpapatulog

taba, sundo, halata, gabi, lamig, dinig, iwan
 kilala, daan, hatid

Pa-in:

paalisin: pinaalis, pinaaalis, paaalisin
 palakihin: pinalaki, pinalalaki, palalakihin

upo, galing, luwag, punta, hiram, ligaya,
 hinto, hinog, lambot, baba

Ipa:

ipatawag: ipinatawag, ipinatatawag, ipatatawag
 ipalabas: ipinalabas, ipinalalabas, ipalalabas

kita, kilala, dala, kuha, alaala, hanap,
 tanong, intindi, dampot, tapon

Pa--an:

papalitan: pinapalitan, pinapapalitan, papapalitan
 pahirapan: pinahirapan, pinahihirapan, pahihirapan

punas, dala, sabi, alaala, hangin, bakod,
 bayad, umpisa, bukas

2. still on the causative pa. In the sentences below, underline the true doer of the action expressed by the verb.
 - a. Nagpaluto ang Nanay ng champorado kay Amy.
 - b. Pinabiuli ko si Ine ng tuyo sa tindahan.
 - c. Pinadalhan niya sina Aling Anita ng kaunting champorado.
 - d. Ipinagpabili niya ako kay Stella ng banig.
 - e. Ipinaliwanag ko kay Larry ang sinabi mo.

3. Read the following situations below. Then write the request that is appropriate to the situation.
 - a. You observe that young members of the family take the hand of the older family members and touch it to their forehead. You need an explanation for this practice.

 - b. You dropped your pen but you can't pick up; you're carrying a heavy box. What will you say?

 - c. You're asking for directions to a place. What will you say?

ons below. Determine which of the par-
will best. Fit the statement for each

our way to the next town. As you were
he ricefields, your companion saw a big
o where a hen with her brood were feed-
riend shouted:

o go to Baguio. Your friend have been
how much colder it is there. One day
Baguio. But it was very hot and you

aman malamig.

| |
eally cool
(t really cool.)

appointment with your supervisor at
c's now 3:10 and you are still at a
your barangay captain. You hurried to
for explaining:

miting kasi ako.

| | |
meeting because I
I had to attend a meeting.)

2.4. Culture Exercise

- a. Knowing that Filipino love to use non-verbal cues to express themselves, observe the people in your community and take note of other non-verbal gestures or expressions that are common to Filipino and the message that they meant to convey.
- b. Are there similarities with the non-verbal cues common to your own culture?
- c. Aside from those mentioned in the culture notes, what other "invented and "accepted" English phrases or words have you heard being used on your community.

TAGALOG
Language Correspondence Course
CELP - Module 11

TOPIC: Language to manage conversation

TASK : Controlling communication over a whole conversation

Part I. Content

1.1. Competencies

Gambits

1. a. To initiate a conversation At a bus station
by verifying an observation
PA place HO, BA KAYO?
TOWARDS place YOU?
(Are you going to place?)

Naghihintay ka rin yata

waiting you also
ng masasakyan?

where one can ride
(Are you also waiting
for a ride?)

SANDALI LANG, PWEDE PO DANG...?
wait just can
(Excuse me, may I ... ?)

PARANG NAKITA NA KITA NUON?
seem saw already I-you before
(Haven't I seen/met you
before?)

DI BA SI name KA?
not you
(Aren't you _____?)

b. By stating an observation

PARANG KAMUKHA KA NG KAIBIGAN
seem look-alike you friend
KO?
you
(You are my friend's look-
alike!)

PARANG UULAN.
look like will rain
(Looks like it will rain.)

NAMALENGKE YATA KAYO.
went-marketing maybe you
(You probably went marketing.)

Note: The statement varies
according to the observation.

Example:
To a student, to an employee
PAPASOK KA YATA.
enter you maybe
(I guess you're going to
school/work.)

To a mother.
ANG TABA NG ANAK NINYO.
fat child you
(Your child is fat.)

Note: It is okay for one to
say a child is fat (which is
highly conelated with healthy,
having a lot to eat and thus
hugh economic status)but not
to adults.

c. By direct request
to talk

PUEDE BA KITANG MAKAUSAP.
can I-you to be able
to talk
(Can I talk with you?)

HALIKA, KUWENTUHAN MUNA TAYO.
come exchange stories first
we
(Let's tell stories.)

MERON AKONG IKUKUWENTO SA IYO.
have I will tell story to you
(I have a story to tell you.)

2. To direct a conversation
a. by asking for one's
opinion

ANO ANG PALAGAY NINYO TUNGKOL
X?
what opinion you about
(What is your opinion on X?)

SA PALAGAY N'YO KAYA E . . .
in opinion-your (speculation
particle)...
(In your opinion . . .)

b. by stating one's

ANO ANG MASASABI MO TUNGKOL.
what will be able to say
SA . . .?
you about
(What can you say about?)

SA AKING PALAGAY E . . .
(In my opinion . . .)

PARA SA AKIN E . . .
(For me . . .)

SA TINGIN KO E . . .
in look my
(The way I see it . . .)

c. by stating a desired
topic of conversation

(TEKA), PAG-USAPAN NATIN ANG
wait talk we
TUNGKOL SA X.
(Wait), let's talk about X.)

- TEKA, E KUMUSTA NAMAN ANG/
SI X ?
wait how is/are _____?
(Wait, what about _____?)
- d. by suggesting a desired
- BAKIT DI NATIN PAG-USAPAN ANG
TUNGKOL SA X ?
why not we talk about _____
(Why don't we talk about _____?)
- PUEDE BANG PAG-USAPAN MUNA
NATIN ANG TUNGKOL SA _____ X ?
can talk we about _____
(Can we talk about _____?)
3. To redirect a conversation
- SIYANGA PALA
(Incidentally/By the way...)
- MAIBA NGA AKO
to be different I
(Let's talk about something
else.)
(Another thing I want to speak
with you about)
- TEKA MUNA
(Wait first)
- TEKA SANDALI
(Wait a minute)
- TEKA, BAGO KO MAKALIKUTAN...
wait before I (able) to forget
(Oh, before I forget)
- MABALIK TAYO SA USAPAN
return we (incl.) to
conversation
(Now, to get back to what we're
talking about.)

4. To close a conversation

SAYANG, ANG SARAP PA NAMAN NG
too bad interesting
(expression of regret) USAPAN
NATIN PERO . . .
conversation our
(Too bad, our conversation is
very interesting but . . .)

TEKA MUNA. BAKA GABIHIN
wait first maybe to be late
NA AKO.
already I
(Wait first, I will be already
late.)

SAKA NA MUNA NATIN ITULOY ITO..
later first we continue this
(Let's continue this later...)

SIGE.
(So long.)

INGAT KA.
take care you
(Take care.)

SIGE MAUNA NA AKO.
okay go first already I
(Well, I have to go.)

KAILAN TAYO MAGKIKITA
when we see each other
ULI?
again
(When are we going to see
each other again?/let's get
together soon.)

DialogueGambits

- A: Parang nakita na kita noon.
(I think I met/saw you before.)
- B: Totoo? Saan?
(Really? Where?)
- A: Ewan ko nga ba, hindi ko na maalala.
(I don't know, I can't remember.)
- B: Siyanga pala, kilala mo si Atty. San Jose?
(Oh, by the way, do you know Atty. San Jose?)
- A: Hindi, pero bago ko makalimutan may miting pala tayo sa
Barangay Hall sa Sabado.
(No, but before I forget we will have a meeting at the
Barangay Hall on Saturday.)
- B: O sige, aalis na ako.
(Okay, I'm going.)
- A: Ingat ka ha.
(Take care.)

1.2. VocabularyVerbs

naghihintay	'waiting, agentive case'
uulan	'will rain, agentive (phenomenal) case
namalengke	'went to market, agentive case
masasabi	'will be able to say, objective case
papasok	'will enter (school, work regularly)'
pag-usapan	'to talk about something, locative case
gabihin	'to be out late at night, objective case
ituloy	'to continue, objective case
teka (from hintay ka)	'wait, imperative, agentive case

Nouns

sasakyan	'vehicle'
palagay	'opinion'
tingin	'look'
anak	'child'
taba	'fat'
sandali	'minute'
usapan	'talk'
kamukha	'look a like'
kaibigan	'friend'

Adverbs

pa-Maynila	'to Manila'
------------	-------------

Idioms

Siyanga pala	'by the way'
--------------	--------------

Particles

kaya
yata
muna

"Initiating" Terms

nakita	(saw, CA, objective case)	/na ki' ta/
nakilala	(met, CA, objective case)	/na ki' la' la/
narinig	(heard, CA, objective case)	/na' ri' nig/
nabasa	(read, CA, objective case)	/na ba' sa/
pamilyar	(familiar)	/pa mi' ya' r/

Words/Phrases for "Remembering"

naalala	(remembered, CA, objective case)	/na a' la' la/
naisip	(thought, CA, objective case)	/na i' sip/
siyanga pala	(by the way)	/sya ng' la' la/
bago ko maka-	(before I forget, by the way)	/ba' go ko sa'
limutan		ka li' na yan/

Closing-a-conversation words/phrases

aalis	(will leave, NBA, agentive case)	/a' alis/
mauna	(to go first, infinitive agentive case)	/ma' u na/
dito ka lang muna	((you) stay here first)	/di' to ka lang mu' na/
kailan tayo magkikita	(when are we going to see each other again)	/ka i la'n u li't ta' yo mag ki ki' ta/
ingat	(to take care, root verb)	/i' ngat/

1.3. Grammar NotesA. Use of PARANG in a Tagalog Predicate.

Normally, Parang or its synonyms Mukhang "seem" ("like" as in similes) is used an introducer of a noun phrase used as predicate, as in the e.g.,

Parang langgam ang mga tao.
like ant people
(The people look like ants.)

referring, of course, to the number of people. However, parang may also be an introducer of a verbal predicate, as in the example:

Parang nakita na kita nuon.
seem/like saw already I-you before
(It seems like I've seen you before.)

B. The Use of the Double Pronoun KITA.

Tagalog has a double pronoun Kita which may replace ko - ikaw in a sentence.

Parang nakita na kita noon.
 may also be:
 Parang nakita ko na ikaw noon.
 (It seems like I've seen you before.)

Gusto kita.
 may also be:
 Gusto ko ikaw.
 (I like you.)

1. The ma- affix

The ma- affix has several uses two of which have been discussed in earlier modules. Let's review these uses here.

- a. Ma-: Agentive case marker used when the action of the sentence or the verb is undergone rather than initiated by the subject of the sentence. Verbs with this ma- affix are intransitive. They do not require object nouns to go with them in the sentence.

Natulog ang bata.
 slept child
 (The child slept.)

- b. Ma-: Objective case marker used when the object noun experiences or undergoes a physical or psychological change.

Nalungkot si Tess.
 became sad
 (Tess became sad)

The third use for ma- affixed verbs in the focus in this Module.

- c. Ma-: Objective case marker used to express subjecting the object noun to an involuntary action.

Nasabi ni Jose ang nangyari sa iyo.
happened to tell by Jose that w/c happened to you
(Jose what happened to you?)

Maiba muna ako.
happened to be different first I
(Let me change (the topic).)

This involuntary action ma- verb may be affixed to noun bases with the suffix -an(han) as in:

matagpuan 'happen to be found'

Matatagpuan ang Pilipinas sa Timog Silangan Asya.
will happened to be found Philippines in Southern Asia.
(The Philippines can be found in Southeast Asia.)

Wala kang masasakyan dito sa gabi.
none you will happen to be used here at night as vehicle
(You won't find any vehicle here at night.)

1.4. Culture Notes

(Same as in Module 10 so no need to include in this Module.)

Part II. Activities

2.1. Gambits Exercise

1. Read the selections below. Underline the initiating gambits (verbal or non-verbal) used by the interlocutors.
 - a. Minsan, nagkita sina Puting Unggoy at Manual (isang agila). Kasalukuyang uugoy-ugoy si Puting Unggoy sa sanga ng isang puno nang lumapag sa kalapit na sanga si Manual.
 "Mukhang naragdagan ang iyong tikas," bati ni Unggoy kay Manual.

 "Paano'y masarap maglibot ng walang pinangangambahang panganib," sagot naman ni Manual.
 1. verifying an observation
 2. stating an observation
 3. direct request to talk
 - b) Masayang-masaya si Andy. Mamamasyal siya kasama ng kanyang mga magulang. Pagkatapos maligo, nagbihis siya at isinuot niya ang kanyang bagong gomang sapatos. Kanina pa naghihintay ang kanyang amang ina sa kotse.
 "Kaytagal mo naman", sabi ng kanyang ina.
 - c) Dumalaw si Mr. Jose sa bahay nina Mr. Santos. Nang sila'y nangakaupo na sa sala at nagkakumustahan na, sinabi ni Mr. Santos, "E, Mr. Jose, bakit ho kayo napasyal?"
 - d) Pagkatapos maipakilala ni Emy si Gloria kay Andy. Tumayo si Emy upang ipaghanda ang maiinom ang kanyang mga kaibigan. Pero bago siya lumabas, sabi niya: "O sige, mag-usap muna kayo diyan at maghahanda ako ng meryenda natin."

2. Situation Reaction. Give an appropriate gambits to the following short situation to show how you'd react to them.
 1. You'd like to ask a policeman for direction to the post office.
 2. You're explaining your plans to a co-worker and so far the only response you've getting is an occasional head nod.
 3. Another co-worker has been talking for at least 5 minutes and he's losing the gist of the discussion.
 4. Upon neighbors comes to your house, wanting to talk and maybe gossip, but you are preaparing a repot to your supervisor. what would you tell your neighbor?
 5. You stopped by the sari-sari to buy some envelopes. Your barkadas is there and they invite you to drink beer with them. You accept but plan to leave after one bottle. What would you say to them when you've finished that bottle of beer?
 6. You're at the Manila Office and you wish to talk to the Language Specialist about some language materials you need.

3. Gambit Completion

Try to complete the following gambits. You may ask your LH or a native speaker to help you with this exercises.

1. Bago ko makalimutan. . .
2. Siyanga pala . . .
3. Ewan ko pero . . .
4. Sige . . .
5. Hindi ba . . .

2.2. Vocabulary Exercise

All about the weather

1. Collecting words: Below is a list of some weather words in Tagalog with their English meaning. expand this list by adding some English weather words and start asking your language helper for their meanings (if they have) in Tagalog.

- 1) ulan (rain)
- 2) kulog (thunder)
- 3) kidlat (lightning)
- 4) baha (flood)
- 5) hangin (wind)
- 6) bagyo (storm)
- 7)
- 8)
- 9)
- 10)
- 11)
- 12)
- 13)
- 14)
- 15)

2. Although the weather words in the list above can all be used as verbroots, e.g.,

ulan - uulan 'will rain'
 kulog - kukulog 'will thunder'

there are specific verbs that may be used with these nouns, as subjects of the sentence, e.g.,

ulan Papatak ang ulan
 will drop rain
 (The rain will fall.)

BEST COPY AVAILABLE

In English, think of verbs that will go with the following weather words. Then get their Tagalog meanings and use them in sentences. The first one is done for you.

- 1) hangin (wind)
 English verb: blow The wind blow.
 Tagalog verb: hihip Hihihip ang hangin.

- 2) ulan (rain)
 English verb: _____
 Tagalog verb: _____

- 3) baha (flood)
 English verb: _____
 Tagalog verb: _____

- 4) araw (sun)
 English verb: _____
 Tagalog verb: _____

- 5) kulog (thunder)
 English verb: _____
 Tagalog verb: _____

- 6) kidlat (thunder)
 English verb: _____
 Tagalog verb: _____

3. Matched Pairs

Matched the following english terms with their target language equivalent. (Refer to the answer key to check your answer.)

I	II
_____ 1. saw	naalala
_____ 2. meet each other	narinig
_____ 3. remembered	nakilala
_____ 4. vent forst	natandaan
_____ 5. read	naisip
_____ 6. met	nauna
_____ 7. remembered	nakita
_____ 8. forget	nabasa
_____ 9. thought	nakalimutan
_____ 10. heard	nagkita

2.3. Grammar Exercise

1. Study the structure of the sentences below. Do the same for the succeeding items.

a. Verb: Makita 'to happen to see'

- a.1. Nakita ko siya kahapon (past)
- a.2. Hindi ko siya nakita. (negative)
- a.3. Ayaw ko siyang makita. (pseudoverb)
- a.4. Nakita ko ba siya? (Question)

b. Verb: Marinig 'to happen to hear'

- b.1.
- b.2.
- b.3.
- b.4.

c. Verb: Mapanaginipan 'to happen to dream about.'

- c.1.
- c.2.
- c.3.
- c.4.

d. Verb: Matanaw 'to happen to see from afar'

- d.1.
- d.2.
- d.3.
- d.4.

e. Verb: Maamoy 'to happen to smell'

- e.1.
- e.2.
- e.3.
- e.4.

2. Answer the following questions:

- a. Anu-anong mga puno ang matatagpuan sa inyong barangay?
- b. Anu-anong mga ibon ang makikita sa inyong barangay?
- c. Anu-anong mga amoy ang maamoy sa inyong kapaligiran?
- d. Anu-anong mga isda ang mahuhuli sa mga ilog at lawa sa inyong barangay?
- e. Anu-anong mga hayop ang makakain sa inyong barangay?

3. Translation Drill. Please give the nearest English translation of the following. You may ask your IJL to help you with this exercise and you can refer to the Answer key to check your work.

1. Parang kahapon lang . . .
Answer:
2. Mukhang pagod ka.
Answer:
3. Parang doble ang paningin ko.
Answer:
4. Parang kailan lang.
Answer:
5. Mukhang uulan.
Answer:
6. Mukhang galit ka yata.
Answer:
7. Parang magkakasakit ako.
Answer:
8. Parang langgam ang mga tao sa labas.
Answer:

ANSWER KEYVocabulary Exercise

1. nakita
2. nagkita
3. naalala/natandaan
4. nauna
5. nabasa
6. nakilala
7. naalala/natandaan
8. nakalimutan
9. naisip
10. narinig

Grammar Exercise

1. It seems like yesterday . . .
2. You look/seem tired . . .
3. I seem to be seeing double.
4. It seems like yesterday . . .
5. It looks like rain./It looks like it's going to rain.
6. You look/seem angry.
7. I seem to be coming down with the flu.
8. The people outside look like ants.

TAGALOG
Language Correspondence Course
CELP Module 12

TOPIC: Language to Manage Conversation

TASK : Focusing Communication

Part I. Content

<u>I.I. Competencies</u>	<u>Gambits</u>	<u>Comments</u>
a. To initiate a topic	<p>* ALAM MO/NINYO... know you you(plural or w/ respect) (You know...)</p> <p>MAY BALITA AKO. to have news I (I have some news.)</p> <p>* HULAAN MO...! guess you (Guess _____!)</p> <p>* NAKU! HINDI KA MANI- not you NIWALA ... believe (Oh, you won't believe...)</p> <p>NABALITAAN/ALAM MO NA BA? heard news know you already (have you heard (the news)?)</p> <p>* TEKA, IKUKUWENTO KO SA IYO... wait will tell a story I to you (Wait, let me tell you about.../ Let me fell you in ...)</p>	<p>familiar/informal</p> <p>used among peers</p> <p>familiar</p>
<p>* are gambits used to initiate an interesting news/ events and gossip.</p>		

b. To focus
attention

ANG TOTOO NGA NIYAN ...
truth that
(As a matter of fact.../
The truth of the matter is...)

SA PALAGAY KO . . .
In opinion my
(In my opinion.../As far as I'm
concerned...)

KUNG AKO ANG TATANUNGIN MO...
if I will ask you
(If you ask me . . .)

SA TINGIN KO . . .
in look my
(As I see it...)

SA TOTOO LANG . . . colloquial
in truth only expression
(To tell the truth . . . /
As a matter of fact...)

HINDI LANG IYAN/IYON...
(Not only that.../
Furthermore...)

Dialogue

A: Jeff, nabalitaan mo na ba?
(Jeff, have you heard the news?)

B: Tungkol saan?
(About what?)

A: Tungkol kay John. Naku. Di ka maniniwala pero totoo?
(About John. You won't believe it, but it's true.)

B: Ano ba iyon? Hindi kita maintindihan.
(What is it? I don't understand you.)

A: Nobya daw niya si Ann.
(Someone said that Ann is already his girlfriend.)

B: Alam ko na iyan. Gusto nga kitang tanungin tungkol diyan, e.
(I know that already. I've been wanting to ask you about it.)

A: Kung ako ang tatanungin mo, hindi sila bagay.
(If you ask me, they're not suited to each other.)

B: Sa palagay ko, ang importante e masaya silang dalawa.
(As far as I'm concerned, the important thing is that they're happy.)

A: Kunsabagay.
(Maybe so.)

1.2. VocabularyNouns

balita	(news)	/ba li' ta/
totoo	(truth, fact)	/to to o'/
palagay	(opinion)	/pa la ga'y/

Pronouns

niyan	(that(far from speaker, near the listener)	/n ya'n/
sa iyo	(to/for you, directional set of personal pronouns)	/sa i yo'/

Verbs:

tingin	(to look, rootverb)	/ti ngin/
hulaan	(guess, infinitive/impe- rative, objective case)	/hu la an/
nabalitaan	(heard the news, CA,obj. case)	/na ba li ta an/
maniniwala	(will believe,NBA, agentive case)	/ma ni ni wa la/
ikukuwento	(will tell a story,NBA, objective case)	/i ku ku wen to/
tatanungin	(will ask, NBA, directional case)	/ta ta nu ngin/

Conjunction

kung	(if)	/kung/
------	------	--------

Common Expressions

naku!	(Oh!)	/na ku/
teka	(wait)	/te ka/
kunsabagay	(maybe so)	/kun sa ba gay/

1.4. Culture Notes (Same as in Module 10 and 11)

Part II. Activities

2.1. Gambits Exercise

A. Write down the Tagalog equivalent of the following English gambits focussing on communication. You may refer back to the Content Guideline for Gambits to check your answers:

1. Have you heard the news . . . ?
2. Do you know that . . . ?
3. As far as I'm concerned . . .
4. The way I see it . . .
5. In my opinion . . .
6. Let me tell you about . . .
7. I have some news for you . . .
8. Oh, you won't believe . . .
9. As a matter of fact . . .
10. Not only that . . .

B. Try practicing and applying these gambits as much as you can in your daily activities.

2.2. Vocabulary and Grammar Exercise

A. Fill in the blanks

Give the correct Tagalog pronoun as indicated by their English equivalent (inside parenthesis) to complete the sentences. Refer to the answer key for the correct answer.

1. May sasabihin ako _____ (to you, plural)
2. Nagtatanong ng direksyon ang mama _____ (from him)
3. Hindi bagay _____ ang bago niyang damit (to her)
4. Gusto niyang ibigay _____ ito. (to you, sing.)
5. Walang sinasabi _____ si Mario tungkol diyan
(to me)
6. Paki-kuha mo ang pera _____ (from them)
7. Huwag kang maniniwala _____ (her)
8. Gustong sumama ni Pamela _____ sa siyudad .
(with us, incl.)
9. Hiniraman ng libro si Arlene _____ (from us, excl.)
10. Hindi totoo ang balita tungkol _____ (about me).

B. Transformers

Based on what you've learned in Grammar note B, write the correct form of the verb using the ma- -an affix. Then give the contextual translation of the sentences. You may refer to the Answer key at the end of the Module to check your answers.

e.g., Nabalitaan (balita, CA) mo na ba?
English: Have you heard the news?

1. Hindi ka ba _____ (bigay, CA) ng pera kanina?
English:
2. _____ (tulong, NCA) ng foundation ang mga taong mahirap.
English:
3. Gusto kong _____ (sulat, infinitive) ang mga pinsan ko sa Amerika.
English:
4. Puede bang _____ (hiram, inf.) ng libro ang aklatan?
English:
5. _____ (nakaw, CA) kami ng kasangkapan kagabi.
English:
6. Hindi _____ (linis, NBA) ng tsuper ang kotse mamaya.
English:
7. _____ (sira, CA) sila ng sasakyan sa highway.
English:

2.3. Answer Key

Vocabulary and Grammar Exercise

A. Fill in the blanks

- | | |
|-------------|--------------|
| 1. sa inyo | 6. sa kanila |
| 2. sa kanya | 7. sa kanya |
| 3. sa kanya | 8. sa atin |
| 4. sa iyo | 9. sa amin |
| 5. sa akin | 10. sa akin |

B. Transformers

1. nabigyan - Were you not given money (a while a go)
2. natutulungan - The foundation helps/can help the less fortunate
3. masulatan - I'd like to write to my cousins in Amerika
4. mahiraman - Can (you/we) borrow books from the library
5. nanakawan - We were robbed of furniture last night.
6. malilinis - The car cannot be cleaned by the driver
7. nasiraan - Their car broke down along the highway./They had a car breakdown along the highway.

TAGALOG
Language Correspondence Course
CELP - Module 13

TOPIC: Language to Manage Conversation

TASK : Controlling Communication Within a Conversation

Part I. Content

<u>1.1. Competencies</u>	<u>Gambits</u>	<u>Comments</u>
a. to interupt a conversation	PWEDE BA AKONG can I MAKASINGIT SANDALI? (be able to) interrupt one second (Excuse me for interrupting.../ Excuse me may I interrupt you for a minute?) SANDALI LANG, PWEDE? one second only can (Excuse me, may I interrupt for a minute?) MAWALANG GALANG NA PO . . . without respect already (With due respect. . .)	polite Very formal
b. to hesitate	A TEKA. wait (Let's see. . .) TEKA MUNA/SANDALI. wait first one second (Let me see now . . .) EWAN KO, PERO . . . don't know I but (I don't know but . . .) HINDI AKO SIGURADO . . . not I sure (I'm not sure, but . . .)	informal informal

IISIPIN/TITINGNAN KO. . .
will think will see I
(Let me think/Let me see. . .)

HINDI KO MASABI.
not I can say
(I cannot say it.)

HINDI KO ALAM KUNG PAANO used when
not I know if how breaking bad
KO SASABIHIN . . . news
I will say
(I don't know how to
say it . . .)

Dialogue

- A: Pwede ba akong makasingit sandali?
(Excuse me, may I interrupt you for a minute?)
- B: Teka muna.
(Just a minute.)
- A: Sandali lang, pwede? Importante ito.
(Just a minute please. It's important.)
- B: O, ano 'yon?
(So, what is it?)
- A: Baka magalit ka sa akin.
(You might be angry with me.)
- B: Bakit nga?
(But why?)
- A: Kasi nawala ang librong ipinahiram mo sa akin.
(Because I lost the book you lent me.)
- B: Iyon lang ba?
(Is that all?)
- A: Oo, pero nahihiya ako sa iyo.
(Yes, but I'm embarrassed about it.)
- B: Kalimutan mo na 'yon. Wala 'yon.
(Forget it. That's nothing.)
- A: Bibili na lang ako ng bago.
(I'll just buy a new one.)
- B: Huwag na, okey lang iyon.
(You don't need to. It's alright.)
- A: Sori ha? at salamat.
(Sorry and thank you.)

1.2. VocabularyCourtesy Words/Phrases

patawad	(forgive me)	/pa ta' wad/
pasensiya	(I'm sorry)	/pa se'n si ya/
paumanhin	(excuse/apology)	/pa u man hi'n/

Words of Hesitancy

teka (muna)	(wait, just a minute)	/te' ka mu' na/
sandali (lang)		/san da li'/'
siguro	(maybe)	/si gu' ro/
ewan (ko)	(I don't know)	/e' wan ko/
malamang . .	(maybe, it's possible)	/ma la ma'ng/
hindi sigurado	(not sure)	/hin di' si gu ra' do/
iisipin	(well think, NBA, objective case)	/ii si' pin/
titingnan	(will see, NBA, objective case)	/ti' ting nan/

Verbs

makasingit	(to be able to) inter- rupt, infi., agentive)	/ma ka si' ngit/
magalit	(to be angry, infi., agentive)	/ma ga' lit/
nawala	(lost, CA, obj. case)	/na wa la'/'
ipinahiram	(lent, CA, obj., causative)	/i pi na hi ra'n/
nahihiya	(ashamed, embarrassed, NCA, agentive)	/na hi' hi ya/
kalimutan	(forget, imperative, objective case)	/ka li mu' tan/
masabi	(to be able to say, inf. obj., abilitative)	/ma sa' bi/
sasabihin	(will say, NBA, obj.)	/sa sa bi' hin/

Adjective

bago	(new)	/ba' go/
------	-------	----------

Particles

muna	(expresses temporariness, first)	/mu' na/
------	----------------------------------	----------

baka	(expresses uncertainty, maybe)	/ba ka'/'
------	--------------------------------	-----------

nga	(imperative softener)	/nga/
-----	-----------------------	-------

Pseudoverb

huwag	(don't)	/h'wag/
-------	---------	---------

Conjunction

kasi	(because)	/ka si'/'
------	-----------	-----------

pero	(but)	/pe' ro/
------	-------	----------

1.3. Grammar Notes

A. The Derivational Verbal Affixes

In previous grammar notes, the different case-marking affixes of verbs have been discussed. There are however other verbal affixes which may be combined or added to these case-marking affixes to add certain meaningful considerations to the verbal predicate. These are called derivational affixes.

The Abilitative KA- Affix

One of these derivational affixes is the Abilitative KA- affix which when added to a simple verbal predicate will also take note of the ability to do the action.

An example is the MAKA- affixed verbal predicate which may select the doer/agent of the action as the subject in the sentence.

e.g., Pwede ba akong makasingit?

| |
agent-subject

(Excuse me, may I interrupt you?)

In the above e.g. the verb makasingit (can interrupt) has the pronoun ako (I) as its subject. The verb is also in the infinitive form as it co-occurs with a pseudoverb (pwede).

CA : nakasingit
NCA: nakakasingit or nakasisingit
NBA: makakasingit or makasisingit

B. Review of the Particles

In Module No. 1, the particles and their position in sentences were discussed. (See Grammar Notes No. 4, Module 1). Below are some more of the particles.

BAKA - a particle which expresses uncertainty and is always at the beginning of a sentence

e.g., Baka magalit ka. (You might get angry.)

MUNA - expresses temporariness and usually precedes the subject

e.g., Kukuha muna ako ng pera.

|
particle subject
(I'll get some money first.)

In a series of one-syllable particle and/or pronouns, MUNA usually comes at the end of the series, having more than one syllable.

e.g. Kumuha ka na muna ng pera.

| | |
one syllable one-syllable two-syllable
pronoun particle particle
(Get some money first.)

With 2 syllable pronouns, the 2-syllable particle muna, will precede the pronoun.

e.g. Kumuha muna sila ng pera.

| |
2-syllable 2-syllable
particle pronoun
(They got some money first.)

BEST COPY AVAILABLE

C. Review of Combining Sentences by Coordinating
Conjunction (Grammar Note # 1 of Module 4)

Another way of combining sentences is the use of subordinating conjunctions to express relations of subordination below or among sentences of unequal importance. The important sentence is usually the lead sentence followed by the subordinating conjunction, which introduces the subordinating sentences. Examples of subordinating conjunctions are:

KASI (because) a subordinating conjunction
for reason

e.g., Nahihya ako kasi nawala ko ang libro mo.
(I'm embarrassed because I lost your book.)

KUNG (if) for condition, etc.

e.g., Aalis ako kung hindi uulan.
(I will leave if it won't rain.)

KUNG + Information question word

a. for manner

e.g., Hindi ko alam kung paano sabihin sa iyo.
(I don't know how to tell you.)

b. for place

e.g., Hindi ko alam kung saan ang bahay mo.
(I don't know where your house is.)

1.4. Culture NotesEnsuring Communication is clear

Talking in the target language is one thing, but ensuring understanding is another. In talking to a Filipino, it is important to check if your understanding and his are the same. If you are the sender of the message, be careful not to misread the Filipino's nonverbals. For example, when he nods his head continuously, it does not mean that he understand everything you are saying. It could simply indicate that he hears what you are saying and that he wants you to keep on going. This is his way of keeping the conversation smooth and pleasant and his way of showing "active" listening. It helps, therefore, to check by asking: "Malinaw ba ang aking sinabi?" (Did I make myself clear?)

When receiving communication from a Filipino, always check your understanding of the meanings as intended by the Filipino. For example, Filipinos are fond of using indefinites such as "mamaya" (in a short while), "saka na" (later on), "doon" (over there), or "kaunti lang" (just a little). Make sure expectations match the realities of those terms.

Since Filipinos think in the local language, watch out when they use English terms. There are certain English phrases which have been invented and accepted as correct: "by and by" means "later on", "for a while" means "one moment please", "you be the one" means "you do it", "I'll pass for you" means "I'll pick you up", "yes, I am not going" means "no, I am not going", "I went there already" means "I have been there". Likewise, certain terms have taken precise meanings: "blow-out" means a treat or celebration; "brown-out" means power failure or shortage; "dear" means expensive; "comfort room" means restroom; "frigidaire" means refrigerator; "colgate" means toothpaste; and "kleenex" means tissue paper.

Ocasionally, Filipino giggle or smile when you mispronounce a local term. The normal response is to smile back to acknowledge the mistake and then to ask for the correct pronunciation of the term. Do not take personal offense of the Filipino behaviour as giggling, laughing or smiling are normal ways of coping with an embarrassing situation.

Part II. Activities

2.1. Gambits Exercise

1. Go back to the Content Guideline and try to internalize the gambits as well as the dialogue. You may want to practice with your LH or another native speaker to do this.
2. Now do this little exercise.

Write down a possible reply to the following gambits. Check your answers with your LH.

1. Pwede ba akong makasingit?
Response:
2. Bakit nga?
Response:
3. Sandali lang, pwede?
Response:
4. Hindi ko alam kung paano ko sasabihin. . . ?
Response:
5. Ano ba iyon?
Response:
6. Iyon lang ba?
Response:
7. Pasensiya ka na.
Response:

2.2. Vocabulary Exercise

A. Vocabulary Gathering

With the help of your language helper and your notes during PST, write down as many verbs as you can which may take the abilitative MAKA- affix. (You may use the back of this sheet for your answer.)

e.g., maka + bili = (to be able to buy/can buy)
maka + punta= (to be able to come/go)

B. Word Association

From the vocabulary list in the content guideline, choose the word which is closely associated with the following clues. Refer to the answer key to check your answer.

1. "Excuse me", "Have patience"
2. "Just a minute", "Wait"
3. "Who know?"/"I don't know"
4. uncertainty, doubt
5. embarrassed, shy, ashamed
6. "I'm sorry", "Forgive me"
7. "a possibility"
8. to be angry, to be mad
9. will think about something
10. should not, must not, don't

C. Use of Particle

Say it Right! There's something wrong with the sentences below. Find out what's wrong and then write the correct sentences pattern below the incorrect ones.

e.g., Wrong : Paki-kuha nga mo ako ng beer.
Correct: Paki-kuha mo nga ako ng beer.

1. Wrong : Isipin muna mo ang sagot.
Correct:
2. Wrong : Bibili siya ng damit baka
Correct:
3. Wrong : Ikaw muna na
Correct:
4. Wrong : Nagsasabi nga ka ng totoo
Correct:
5. Wrong : Kakanta siya muna.
Correct:
6. Wrong : Nahihiya baka si Rick
Correct:
7. Wrong : Paki-sagot na nga mo ang telepono
Correct:

2.4. Answer Key

Vocabulary Exercise

B. Word Association

- | | |
|--|-------------------------|
| 1. Pasensya | 6. Patawad or Paumanhin |
| 2. Teka or Sandali lang | 7. Malamang or siguro |
| 3. Ewan | 8. magalit |
| 4. hindi sigurado <u>or</u>
siguro <u>or</u> baka | 9. iisipin |
| 5. nahihiya | 10. huwag |

Grammar Exercise

B. Appropriate Conjunction

- | | |
|---------|----------|
| 1. kung | 6. pero |
| 2. kung | 7. kung |
| 3. pero | 8. kung |
| 4. kasi | 9. kasi |
| 5. kasi | 10. pero |

C. Say it Right

1. Isipin mo muna ang sagot.
2. Baka bibili siya ng d' l.
3. Ikaw na muna.
4. Nagsasabi ka nga ng tutuo.
5. Kakanta muna siya.
6. Baka nahihiya si Rick.
7. Paki-sagot mo na nga ang telepono.

TAGALOG
Language Correspondence Course
CELP - Module 14

TOPIC: Food

TASK : Finding out about new food

Part I. Content

1.1. <u>Competencies</u>	<u>Gambits</u>	<u>Comments</u>
a. to ask about the taste of food	<p>ANONG LASA NITO? what taste this (How does it taste?)</p> <p>MASARAP BA? delicious (Is it good?)</p>	<p>-may be a close ended question in a way, since the expected answer is supposed to be positive or unoffensive to the hostess</p>
b. to describe the taste of food	<p>(<u>taste,adj.</u>) ITO. (It's _____.)</p> <p>MAALAT. (Salty.)</p> <p>MATAMIS. (Sweet.)</p> <p>MAASIM. (Sour.)</p> <p>MAPAIT. (Bitter.)</p> <p>MAANGHANG. (Hot!)</p>	

- c. to ask how food is prepared
- PAANO NILULUTO ITO?
how cook this
(How is it cooked?)
- PAANO MO GINAGAWA ITO?
how you made this
(How did you do/make this?)
- d. to describe how food is prepared
1. method

NILALAGA.
(It's being boiled.)

INIHAW.
(It's being broiled; roasted)

PINIPRITO.
(It's being fried.)
 2. temperature

INAAHIN NANG MAINIT.
serve hot
(It's served hot.)
 3. form eaten

KINAKAIN NG HILAW.
eat raw/uncooked
(It's being eaten raw.)

LUTONG-LUTO.
(Well-cooked.)
 4. consistency

MAMANTIKA.
(It's oily.)

MALAPOT.
(It's thick./Creamy.)
 5. parts

MAY KARNENG MAY TABA.
there is meat there is fat
(There's meat with fat.)

MAY KARNENG MAY DUMOG.
(There's meat with some fat.)
 6. ingredients

GAWA SA (ingredients).
(It's made of _____.)

- e. to ask for the use of food SAAN GINAGAMIT ITO?
where use this
(Where do you use this?)
- PARA SAAN ITO?
for where this
(What's this for?)
- f. to identify the use of food PANG- (use).
PANG-ULAM.
(for the main dish)
PANG-MERYENDA.
(for snacks)
- g. to ask for the source of food SAAN (verb) ITO?
where this
(Where did it _____?)
GALING (came from)
HINULI (caught)
BINILI (bought)
- h. to state the source of food GALING SA (source).
(Came from _____.)

Dialogue

- Jeff: Gutom na ako.
(I'm already hungry.)
- Mers: Ako rin. Halika, kumain na tayo.
(Me, too. Come on, let's eat.)
- Jeff: Saan?
(Where?)
- Mers: Ikaw e, anong gusto mong kainin?
(It's up to you! What should you like to eat?)
- Jeff: Lumpiang sariwa.
(Fresh lumpia.)
- Mers: Ano 'yon?
(What's that?)

Jeff: Gulay na binalot sa pangbalot ng lumpia.
(Vegetables that are wrapped with lumpia wrapper.)

Mers: Anong gulay ang nasa sariwang lumpia?
(What vegetables are there in lumpia?)

Jeff: May patani, kamote, singkamas, mani at letsugas.
(There's beans, sweet potato, turnip, peanuts and letuce.)

Mers: Paano ito kinakain?
(How is it eaten?)

Jeff: Niluluto muna ang mga gulay, pagkatapos binabalot sa
lumpia wrapper na sariwa.
(The vegetables are cooked first, then it is wrap with
lumpia wrapper.)

Mers: Masarap ba 'yon?
(Is it good?)

Jeff: Oo, subukan mo.
(Yes, you should try it.)

1.2. VocabularyFood Taste

maalat	(salty)	/ma a' lat/
maasim	(sour)	/ma a' sim/
matamis	(sweet)	/ma ta mi's/
mapait	(bitter)	/ma pa i't/
maanghang	(spicy, hot)	/ma ang ha'ng/
masarap	(delicious)	/ma sa ra'p/
walang lasa	(bland)	/wa lang la' sa/
matabang	(bland)	/ma ta ba'ng/
malasa	(tasty)	/ma la' sa/
maanta	(rancid)	/ma an ta'/
mapakla	(a taste of immatured fruits)	/ma pak la/

Methods of Food Preparation

nilalaga	(being boiled, NCA, obj)	/ni la la' ga/
niluluto	(being cooked, NCA, obj)	/ni lu lu to/
nililitson	(being roasted NCA, obj)	/ni li' lit son/
ginigisa	(being sauted, NCA, obj)	/gi ni' gi sa/
piniprito	(being fried, NCA, obj)	/pi ni pri' to/
inihaw	(being broiled, NCA, obj)	/i ni i' haw/
dinadaing	(being cut in half as in fish)	/di na da'ing/
sinasaing	(being boiled, as in rice, NCA, obj)	/si na sa' ing/

Form Eaten

hilaw	(raw, uncooked)	/hi la'w/
luto	(cooked)	/lu to'/

Consistency

mataba	(fatty)	/ma ta ba'/
mamantika	(oily)	/ma man ti' ka/
malapot	(thick, as in soup)	/ma la' pot/
malabnaw	(thin, as in soup)	/ma lab na'w/
makatas	(juicy)	/ma ka ta's/

Food Ingredients

suka	(vinegar)	/su' ka/
asin	(salt)	/a si'n/
asukal	(sugar)	/a su' kal/
paminta	(black pepper)	/pa min ta'/
toyo	(soy sauce)	/to' yo/
patis	(fish sauce)	/pa ti's/
luya	(ginger)	/lu' ya/
bawang	(garlic)	/ba' wang/
sibuyas	(onion)	/si bu' yas/

Use of Food

pang-ulam	(used as main dish)	/pang- u'lam/
pang-sawsawan	(used as sauce)	/pang- saw sa' wan/
pangpagana	(used as an appetizer)	/pang pa ga' na/
panghimagas	(used as a dessert)	/pang hi ma' gas/

2.3. Grammar NotesNoun Formation

A. The Instrumental PANG- Affix

Nouns may be formed in Tagalog by adding the affix PANG- to a root word. The new word formed will have the meaning "an instrumental for . . ." "used as/for . . ."

e.g., pang- + sawsawan	>	pangsawsawan (used as sauce)
(sauce)		
pang- + ulam	>	pang-ulam (used as main dish)
(dish)		
pang- + putol	>	pangputol ("instrument for cutting)
(cut)		

B. Review of the -(h) In- Objective Affix (Also Grammar Note # 1, Module 2).

With the -(h) In- case marking affix, the object of the action expressed by the verb may be selected as the subject of the sentence.

e.g., bili- + <u>-in-</u>	>	<u>binili</u>
(to buy)		(bought, CA)
luto + <u>-in-</u>	>	<u>linuto</u> , <u>niluto</u>
(to cook)		(cooked, CA)

Sentences:

Binili ng bata ang kendi sa tindahan.
object-subject
(The child bought candy from the store.)

Niluto ng nanay ang pagkain.
obj-subject
(Mother cooked the food.)

Notice that with the verb *luto* (cook), the *-in-* affix has undergone a process called *metasthesis*, where the *-in-* became *-ni-* and was prefixed to the root verb.

luto + *-in-* > *linuto* > *niluto* (cooked, CA)

This same process is true with other verbs beginning with L

e.g., *linis* + *-in-* > *lininis* > *nilinis* (cleaned, CA)

luto

bili

Infinitive:	<i>lutu<u>in</u></i>	<i>bili<u>hin</u></i>
CA	: <i><u>ni</u>luto</i>	<i><u>bi</u>nili</i>
NCA	: <i><u>ni</u>luluto</i>	<i><u>bi</u>nibili</i>
NBA	: <i>lulutu<u>in</u></i>	<i>bi<u>bi</u>li<u>hin</u></i>

* When the final vowel of the last syllable is O, the O becomes a U before a suffix is added (see *luto*)

C. Pronunciation Points

1. When a suffix beginning with a vowel (e.g., *-in-*, *-an*) is added to a root verb ending with a vowel without a glottal stop, an h needs to be inserted below the root verb and the suffix.

e.g., *basa* (to read) + *-hin* > *basahin* (read)
tinda (to sell) + *-han* > *tindahan* (sell or a store)

2. However, when a glottal stop is present in a root verb ending in a vowel, the suffix (*-in-*, *-an*) is just attached to the root verb.

e.g., *basa g.* (to get wet) + *-in* > *basain*
 (to get someone wet)
sira g. (to destroy) + *-an* > *siraan*
 (to destroy an object, a place or a person's reputation)

* The symbol for the glottal stop may be:

g, ʔ, or .

1.4. Culture Notes

Food is an important aspects of Filipino life. Filipinos love the act and fact of eating because of their sociable and gregarious nature. Food is not only elementary requirement but a social event or well. If the way to a man's heart is through his stomach, then the way to a Filipino acceptance is through the act of eating.

Filipinos eat five meals a day: breakfast, lunch and dinner plus a snack at mid-morning and mid-afternoon. Filipino food is generally brown in color. Vegetables tend to be overcooked and most of the main dishes require a lot of time and preparation.

Filipinos are sensitive about classifying food either as a "pagkaing mayaman", (rich man's food) or "pagkaing mahirap" (poor man's food). Considered rich man's food are white rice, meat, and fish in liberal amounts, cabbage, carrot, sweet peas, Baguio beans, sayote, potatoes, and ube. Poor man's food consist of discolored rice, corn, camote, cassava, gabi, camote tops, malunggay, dried fish and salted fish. "Fiesta" (festival holiday) dishes are those reserved for big occassions. Lechon (roast pig), kare-kare (tripe with vegetables), rellenong bangus (stuffed milkfish), menudo (chopped meat with potatoes, sweet pepper, carrots, etc.)

Filipino food is generally a combination of Spanish, Indonesia, Indian, Malaysian and Chinese influence. Food is prepared with generous amounts of condiments, herbs and spices.

To the Filipino, food is a symbol of God's grace or grasya. Thus, it must be treated with respect, enjoyed and shared with others. It is also the result of one's own labor. Thus, no matter how humble it should not be despised.

Rice is the main staple food of Filipino, followed by corn and cassava. The Filipino eats for bulk and rice is essential to his fullness. No matter how many sandwiches he eats, the Filipino will always say he is not full because he ate no rice.

In the rural areas, fresh food (e.g. fish, vegetables, meat) are available only in the morning, having no refrigeration facilities, Filipinos cook perishable food and serve them cold or have them warmed over at a later time. Rice is purchased in small amounts to meet two day's needs.

Filipinos like to talk about their cooking recipes or to share kitchen, "secrets". If you are curious you can ask the Filipinos to described how a particular food is prepared. You can sense a lot of pride in Filipinos when they do so.

Part II. Activities

2.1. Gambits Exercise

1. Study the gambits and the dialogue in the content guideline. You may need to memorize them to do the next activity.

2. Observe or ask a Filipino (your host mother, your LH, etc.) how a Filipino dish is cooked, using the gambits you've learned. Then write down the recipe of that particular dish in Tagalog, with or without the aid of your language helper. (Use another sheet for your recipe.)

2.2. Vocabulary Exercise

1. Vocabulary Recall -- Take note of the different ways and methods of preparing food, and then for each of the food items listed below, write down as many ways by which each item may be prepared or cooked. You may ask your LH to help you check your answers.

1. kanin (rice)
2. bangus (milkfish)
3. gulay (vegetables)
4. manok (chicken)
5. baboy (pork meat)
6. karne (beef)
7. hipon (shrimp)
8. alimango (big crabs)

2. Vocabulary Gathering -- With the help of your past notes and hand-outs during the PST or your language helper, list down as many seafoods and vegetables that you know in Tagalog.

e.g.,	<u>Seaffods</u>	<u>Vegetables</u>
	bangus (milkfish)	repolyo (cabbage)
	hipon (shrimp)	talong (eggplant)

3. Anong lasa nito?

(See Answer key at the end of this Module.)

1. ampalaya
2. hilaw na saging
3. dilaw na mangga
4. kalamansi
5. bagoong
6. salabat
7. purong tsokolate
8. kanin
9. tuyong isda
10. sili

4. "Pares-pares" (Get a LH for this activity)

Cut out the attached vocabulary sheets into cards. Mix the Tagalog words with the English ones. Deal out all the cards between you and your partner. Get all the matching Tagalog and English cards from your desk and set them aside. Your desk should contain only those Tagalog words without their Tagalog English meanings or English meanings without their Tagalog meanings. Get a card from player 2. If you get a pair, set it aside. Now player 2 gets a card from your desk, do this alternately until one card is left without a match. The holder of this card loses.

5. Match columns A with Column B by drawing lines to connect the matching items.

Column A

hilaw na saging
 manggang hinog
 paminta
 bagoong
 suka
 ampalaya
 litsong baboy

Column B

maalat
 maasim
 matamis
 maanghang
 mapait
 malinamnam
 mapakla

6. The Market Game

- 6.1. Color and cut out the food pictures.
 6.2. Randomly arrange the food pictures on the table.
 (This is your market.)
 6.3. You can "buy" as many items as you want as long as you give the correct Tagalog name of each item.
 (Some pictures have Tagalog names already.)
 6.4. Put your purchases in the envelope that has the appropriate label for your purchased item. (If you buy a condiment item, it should go into the "pantimpla" envelope)
 6.5. Refer to your vocabulary list to check if you got the food items labelled correctly.

7. List 3 food items for each taste category.

a. matamis

- 1.
- 2.
- 3.

d. maanghang

- 1.
- 2.
- 3.

b. maasim

- 1.
- 2.
- 3.

e. mapait

- 1.
- 2.
- 3.

c. maalat

- 1.
- 2.
- 3.

f. mapakla

- 1.
- 2.
- 3.

8. Here are some riddles about certain fruit. Guess which fruit is referred to in each riddle.

a. Hindi tao, hindi hayup
Pero maraming mata. _____

b. Alkansiya ni Mr. Ordenez
punong-puno ng perdigones. _____

c. Oo nga't niyog,
nasa loob ang bunot. _____

d. Nanganak ang birhen
itinapon ang lampin. _____

e. Ate ko, ate mo
Ate ng lahat ng mga tao. _____

f. Hindi bahay, hindi biro
punong-puno ng pako. _____

2.3. Grammar Exercise

1. Using the PANG- noun forming affix, make new words out of those listed below, and give their English meanings. (Refer to the answer key at the end of ...e modules.)

e.g., putol (to cut) > pangputol - (tool used for cutting.)

- | | | | |
|----|------------|-------------|-------|
| 1. | almusal | (breakfast) | _____ |
| 2. | meryenda | (snacks) | _____ |
| 3. | gisa | (to saute) | _____ |
| 4. | hapunan | (supper) | _____ |
| 5. | tanghalian | (lunch) | _____ |
| 6. | luto | (cook) | _____ |
| 7. | prito | (fry) | _____ |
| 8. | laga | (boil/ | _____ |
| 9. | hiwa | (slice) | _____ |
| 10 | tadtad | (chop) | _____ |

2. Change the case relationship of the following verbs from the agentive to the objective case. Then use the new verbs in sentences.

e.g., kumain > kinain

sentence: Kinain ko ang mapait na ampalaya.
(completed action)

1. bumibili >
Sentence:

2. susulat >
Sentence:

3. naglinis >
Sentence:

4. gumagamit >
Sentence:

5. magsuklay >
Sentence:

6. nagtatapon >
Sentence:

7. magbasa >
Sentence:

8. nagtanim >
Sentence:

9. hihiram >
Sentence:

10. magsabi >
Sentence:

2.4. Answer Key

Vocabulary Exercise

3. Anong lasa nito?

- | | |
|------------|---------------|
| 1. mapait | 6. maanghang |
| 2. mapakla | 7. mapait |
| 3. matamis | 8. matabang |
| 4. maasim | 9. maalat |
| 5. maalat | 10. maanghang |

Grammar Exercise

Activity 1.

- | | |
|--------------------|------------------------------|
| 1. pang-almusal | (food for breakfast) |
| 2. pang-meryenda | (something eaten for snacks) |
| 3. panggisa | (used for sauteing) |
| 4. pang-hapunan | (something eaten for supper) |
| 5. pang-tanghalian | (something eaten for lunch) |
| 6. pang-luto | (used for cooking) |
| 7. pangprito | (used for frying) |
| 8. panglaga | (used for boiling/stewing) |
| 9. panghiwa | (used for slicing) |
| 10. pangtadtad | (used for chopping) |

Activity 2

- | | |
|---------------------------------|---------------------------------------|
| 1. binibili, NCA | 6. tinatapon, NCA |
| 2. susulatin, NBA | 7. basahin, inf. or imperative |
| 3. lininis or nilinis, CA | 8. tinanim, CA |
| 4. ginagamit, NCA | 9. hihiramin, NBA |
| 5. suklayin, inf. or imperative | 10. sabihin, infinitive or imperative |

TAGALOG
Language Correspondence Course
CELP - Module 15

TOPIC: Food

TASK: Eating New Food

Part I. Content

1.1. Competencies

- a. to ask for the manner of eating new food
- b. to explain/describe the manner of eating new food

Gambits

PAANO (ito) ZINAKAIN?
(ivan)
(iyon)
how (this) eat
(that)
(that)
(How do you eat this, etc.?)

BALATAN MO MUNA.
peel you first
(First, you peel.)

ALISIN ANG BUTO.
remove seed
(Remove/Discard the seed.)

BIYAKIN MO.
split you
(Cut in half.)

KAYURIN ANG LAMAN.
scrape meat/flesh
(Scrape off the meat.)

HIGUPIN ANG SABAW.
(Sip the soup/broth.)

LULUNIN ANG BUTO.
(Swallow the seed.)

HIWAIN ANG LAMAN.
(Cut/Slice the meat.)

PIGAIN ANG KATAS.
(Squeeze the juice.)

Dialogue

She: Anong dala mo?
(What are you carrying?)

He : Pinya. Matamis ito.
(Pineapple. This is sweet.)

She: Paano kinakain iyan?
(How do you eat that?)

He : Simple lang.
(It's simple.)

Una, balatan mo ng ganito.
(First, peel it this way.)

Tapos hugasan mo at hiwain ng ganito.
(Then, wash it and slice it this way.)

Lagyan mo ng asin at kainin mo na.
(Put some salt and then eat it.)

1.2. VocabularyManner of Eating/Preparing Food

biyakin	(split in half, imperative, obj.)	/bi ya ki'n/
kagatin	(bite, imperative, objective)	/ka ga ti'n/
kayurin	(scrape, imperative, objective)	/ka yu' rin/
higupin	(sip, imperative, objective)	/hi gu' pin/
sipsipin	(suck, imperative, objective)	/sip si pi'n/
nguyain	(chew, imperative, objective)	/ngu ya i'n/
lulunin	(swallow, imperative, objective)	/lu lu ni'n/
hiwain	(slice, cut, imperative, obj.)	/hi wa' in/
pigain	(squeeze, imperative, objective)	/pi ga i'n/
balatan	(peel, imperative, objective)	/ba la ta'n/
lagyan	(put, imperative, objective)	/lag ya'n/

Nouns:

laman	(meat, flesh)	/la ma'n/
buto	(seed or bone)	/bu to'/
balat	(peel or skin)	/ba la't/
sabaw	(soup, broth)	/sa ba'w/
katas	(juice)	/ka ta's/

2. For some words ending in d, the d changes to an r when a suffix is added.

e.g., kayod > kayurin
(to scrape) (scrape)

3. Some verbs become irregular when suffixes are added. For most cases the root verbs lose the final vowel especially in the infinitive form and the not-begun action.

e.g., bili + -(h)in > bilhin (infinitive)
bibilhin(not begun action)

bigay + -an > bigyan (infinitive)
bibigyan(not begun action)

1.5. Culture Notes

Filipinos are impressed with foreigners whose tastes are quite adventurous. They like to test your gastronomical fortitude by asking you to eat "dinuguan" (pork meat cooked with pig's blood), "balut" (a fermented duck egg with half developed embryo inside), "bagoong" (shrimp paste), "kilawin" (raw fish) or "bopis" (made of pig's cheeks and lungs). Unless you are ready, you may gently but politely decline the invitation. When trying out these dishes, the PCV should adapt a pleasant attitude and should not be annoyed when everybody stares at him as they wait for his reaction. In trying out new food, it is always safe to ask the Filipino host how a particular food is eaten. Otherwise, observe your host and do as the "Romans" do.

Part II. Activities

2.1. Gambits Exercise

Look at each picture closely and then write down a possible gambit or sentence which would best describe what is being depicted in the picture.

(Please see the pictures following:)

2.2. Vocabulary Exercise

Vocabulary Reinforcement

A. The following food items need to be eaten. How will you eat them? Please use words you've learned in the vocabulary list. Ask your LH to check your answers.

1. hinog na papaya
2. buko
3. katas ng kalamansi
4. santol
5. niyog
6. sopas
7. mangga
8. lansones
9. bayabas
10. saging

B. Now let's do it in reverse. This time, give as many foodstuffs as you can which could be eaten by the following methods listed below: (Check your answers with your LH).

1. binabalatan

2. binibiyak

3. hinihiwa

4. sinisipsip

5. pinipiga

2.3. Grammar Activity

There is quite a number of verbs which become irregular, the suffixes -(h)in or -(h)an are added. Find out what these verbs are and list them down. And don't forget to inflect them in the 3 aspects: CA, NCA, NBA and in the infinitive form. check your answers through your language helper. Remember that with these affixes only the infinitive and the NBA are irregular.

e.g., bili (to buy) - Inf.: bilhin (to buy)
CA : binili (bought)
NCA : binibili (buy, buying)
NBA : bibilhin (will buy)

2.4. Culture Activity

Read the following paragraphs and choose the correct answer to the questions asked. Ask the help of your LH if necessary.

1. You were invited to a little get-together in your neighborhood. One of the dishes served was "balut". How did the people eat this?
 - a. They removed the shell and eat it with a little salt.
 - b. They ate it while with a salt.
 - c. They squeezed and then sipped it.
 - d. They split it in half and ate it.

2. Your host family is fond of eating "kilawin" or raw fish/shrimp. You've watched them prepare this dish several times. How is "kilawin" prepared?
 - a. grated fish sauted in vinegar, salt and pepper
 - b. a whole fish in vinegar, pepper and onion
 - c. grated fish meat or shrimp sauted in onion, ginger, pepper, salt and vinegar
 - d. a clean whole fish with salt and vinegar

3. One dinnertime, your family served "dinuguan" as the main dish. Your taste is not yet prepared to sample such culinary adventure. So how would you tell your host family about this without offending them?

TAGALOG
Language Correspondence Course
CELP - Module 16

TOPIC: Food

TASK : Offering and Responding to an Offer of food

Part I. Content

1.1. Competencies

1. To welcome

Gambits

KUHA PO KAYO. *
get you, plural
(Please help yourself.)

TIKMAN PO NINYO. *
taste you, plural
(Please try it.)

KUHA NA.
get already
(Get some.)

KUHA PA.
get still
(Get some more.)

GUSTO MO?
like/want you
(Do you want some?)

Comments

Formal kayo
and ninyo may
also be you,
singular with
respect, when
addressing an
older person,
a person in
authority or a
stranger.

Informal

Informal

Informal

2. To ask about
the food

ANO ANG TAWAG [DITO?]
[DIYAN]
[DOON]
what call here
there
there
(What do you call this?)

ANO ANG LASA [NITO?]
[NIYAN]
[NOON]
what taste this
that
that
(How does it taste?/
what's the taste?)

PAANO ITO NILULUTO?
how this cook
(How is this cooked?)

SAAN GALING ITO/ IYAN, IYON?
where come from this, that, that
(Where did this come from?)

3. To provide infor- MASARAP IYAN.
mation about the delicious that
(It's good!)

GAWA KO IYAN.
make I that
(I made that.)

GALING SA SOURCE.
come from
(That came from.)

AYOKO NG (food).
 dislike-I
 (I don't like ____.)

should be used
 discreetly and
 descriminatedly
 so as not to
 cause offense.

HINDI AKO KUMAKAIN NG (food).
 not I eat
 (I don't eat ____.)

11. to states likes
 & dislikes in
 food

BAWAL SA AKIN ANG (food).
 prohibited for me
 (I am not allowed to eat ____.)

HINDI AKO PWEDENG KUMAIN (food).
 not I can eat
 (I cannot eat ____./I'm not
 allowed to eat ____.)

HINDI AKO MAHILIG SA (food).
 not I fond of
 (I'm not fond of eating ____.)

AYOKO NG (food).
 dislike-I
 (I don't like ____.)

HINDI AKO KUMAKAIN NG (food).
 not I eat
 (I don't eat ____.)

12. To respond to
 the refusal

AYAW MO NA?
 don't like you already
 (Don't you like some more.)

Dialogue

A: Accepting Offer of Food

Jo : Gusto mong kumain ng liempo?
 (Would you like some liempo?)

Edith: Sigé, titikman ko.
 (Yes, I'd like some.)

Saan galing ito?
 (Where did this come from?)

Jo : Galing sa Bulacan 'yan.
(That came from Bulacan?)

Ano? Masarap ba?
(so, is it good?)

Edith: Oo, masarap.
(Yes, it's delicious.)

B: Refusing Offer of Food

Jo : Gusto mo?
(Like/Want some?)

Edith: Ayoko.
(No, I don't.)

Jo : Sige na, tikman mo.
(Come on, try it.)

Edith: Bawal sa akin 'yan e, sabi ng doktor. Salamat na
lang.
(The doctor says it's not good for me. Thanks,
anyway.)

1.2. VocabularyVerbs:

kuha, kumuha	(get, take, imperative, agentive)	/ku' ha/
tikman	(taste, imperative, objective)	/ku mu' ha/
niluluto	(being cooked, NCA, obj.)	/ni lu lu' to/
gawa	(make, root verb)	/ga wa'/
kakakain	(just eaten, recently-completed action)	/ka ka ka' in/

Pseudoverbs:

pwede	(able to)	/pwe' de/
ayaw	(dislike, hate)	/a' yaw/
gusto	(to like, want)	/gus to'/
bawal	(prohibited, not allowed)	/ba' wal/
huwag	(don't, should not, must not)	/hu wa'g/

Particles:

na	(already)
pa	(still, yet)
lang	(just, only)
naman	(may express intensity or a shift in viewpoint or role)

Adjectives:

busog	(full, satisfied)	/bu so'g/
-------	-------------------	-----------

Adverb:

medyo	(a little)	/me'd yo/
-------	------------	-----------

Approximative:

may	(before a noun, it expresses an approximation) See Grammar Note
-----	---

Others:

mahilig	(to be fond of . . .)	/ma hi' lig/
---------	-----------------------	--------------

1.4. Culture Notes

Offering and Responding to an Offer for New Food

The Filipino expresses his generosity and hospitality by inviting and acquaintance into his home and offering him food. Persistent invitation is extended if one is genuinely wanted as a guest, as distinguished from the "pabalat-bunga" or token invitation.

It is customary to offer a visitor something to eat or drink in one's home. Visitors who drop in for just a few minutes are prevailed upon to take a bite, to have a bottle of softdrinks or coffee.

When the Filipino prepares a meal for guest, he is an excellent host. For foriegners, he will prepare dishes which are considered delicious and standard "fiesta" fare and those which he considers "exotic" to foreigners through their native food and derive pleasure from watching the guest's face as he chews each bite.

At meal time, Filipinos consider it bad manners to rush to the dining table and guest must be urged to make a move. Rushing to the table might must also be interpreted as being too hungry. So wait for the host to insist before you graciously "obliged".

The place at the head table or the right side of the head table are the places of honor. These are normally given up to guest or important visitors. Guests are served first and it is not uncommon to find yourself eating alone while the family serves the food and the children wait for their turn to eat.

Filipinos loves to overfeed his guest. He sets out more food on the table than can be consumed because a party that ends up with no leftovers is rated as "kulang sa handa" (the provision was inadequate). In some cases, relatives and closed friends are expected to bring home little packages of leftovers for tomorrow's meal.

It is customary to leave a small portion of food on the plate to indicate that one is finished and satisfied. Water is served at the end of the meal and drinking is considered as cue that one has finished eating. Burping (which is a no-no in American context) is a sign that one had eaten much and had really enjoyed the meal.

Especially if the food is personally prepared by the host, one should at least sample all the dishes on the table. The host will feel offended if you do not at least "try" since he went to great pains to cook for his guest. He might also think that you did not consider his "rich man's food." If you are not particularly keen about certain dishes, you decline the offer by insisting that you are under strict orders from your doctor to stay away from certain food or that you really had enough.

Part II. Activities

2.1. Gambits Exercise

Gambit Reinforcement: Give a possible gambit for each language competency. Refer back to the content guideline to check your answers.

1. To state health/religion reasons for refusing the offer of food.
2. To respond to the offer of food by refusing.
3. To provide information about food.
4. To encourage/insist that someone try the food offered.
5. To respond to the refusal
6. To state likes/dislikes in food
7. To ask about the food.
8. To ask for one's opinion of the food
9. To offer food
10. To respond to the offer of food by accepting
11. To state the reason for refusal
12. To state one's opinion of the food

2.2. Vocabulary Exercise

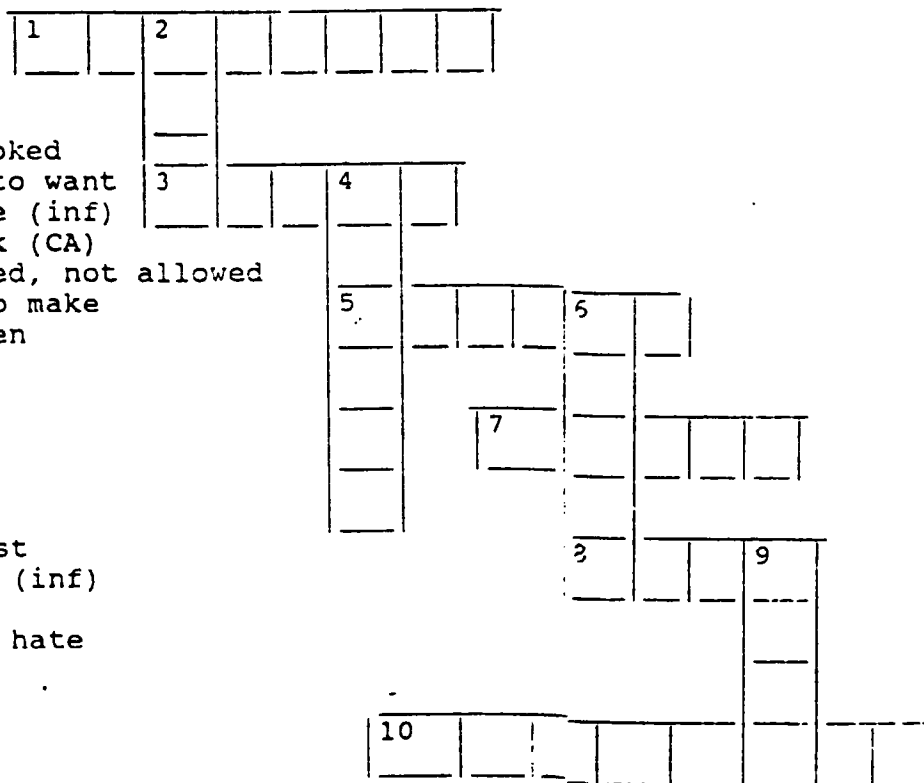
Mini-Crossword. Fill out the boxes on the right by using the clues on the left. (To check your answers, see the Answer Key.)

ACROSS

- 1. being cooked
- 3. to like/to want
- 5. get, take (inf)
got, took (CA)
- 7. prohibited, not allowed
- 8. to do, to make
- 10. just eaten

DOWN

- 2. only, just
- 4. to taste (inf)
- 6. don't
- 9. dislike, hate



2.3. Grammar Exercise

1. Change the aspect of the verb in the following sentences from a completed action (CA) to a recently completed action. Then, give the English translation of each sentence.

e.g., Binili ko ang payong sa SM. >
Kakabili or Kabibili ko lang ng payong sa SM.
(I bought this umbrella from SM just recently.)

1. Kumain na ng tanghalian ang mga trabahador.
2. Pumunta dito si Jun kanina.
3. Umalis na sina Anna at John.
4. Binasa ng tatay ang diyaryo kaninang umaga.
5. Nilinis na ng katulong ang kusina.
6. Nagdala ng bulaklak si Bill para kay Cathy.
7. Niluto na ng kusinera ang ulam para mamaya.

2. Using any of the ways of forming the Moderative Adjective. Change the following adjective in their Intensive form to their moderative form. (Check your answer from the Answer Key at the end of the Module.)

1. Masyadong malabo -
2. malalim na malalim -
3. Ang ganda! -
4. payat na payat -
5. mataas na mataas -
6. masyadong malakas -
7. Ang liit! -
8. napakapangit -
9. napakatamad -
10. napakahaba -

3. Using the KA- -(H)AN noun forming affixes, form new words out of the following. Then give their English equivalent.

1. (ma)bait (kind) -
2. (ma)sama' (bad) -
3. (ma)saya (happy) -
4. (ma)linis (clean) -
5. (ma)tanda (old) -
6. (ma)runong (knowledgeable) -
7. (ma)yabang (braggart) -

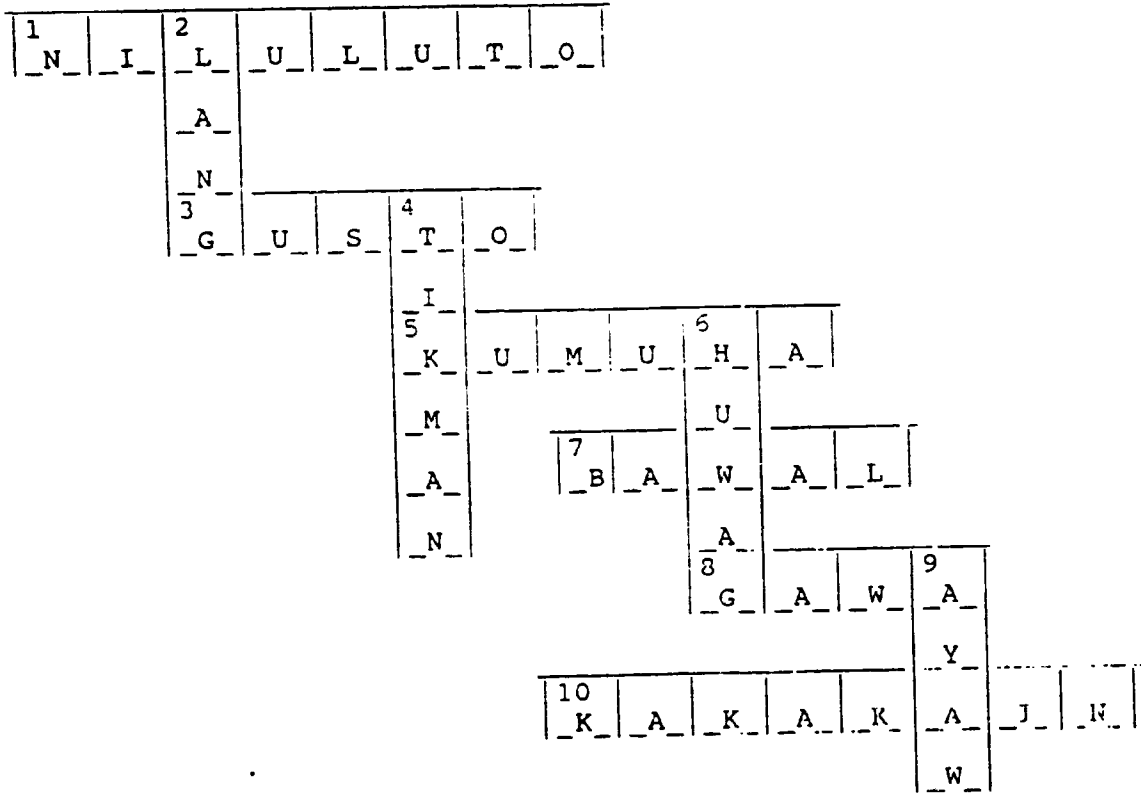
2.4. Culture Activity

Here are some situations concerning culture. Read them and try to imagine what your reaction would be to each particular situation. Discuss your answer with your LH or any native speaker.

1. Joseph attends a birthday party of his host sister's friend. At eating time, the mother of the celebrator approaches him and urges him to try a Filipino delicacy which looks so strange to him. It gives him goose pimples just to look at the delicacy but out of politeness, he got some for his plate. Not contented though, the mother insist that he taste it in her presence.
2. Hank swallows the last spoonful of food with all gusto and enthusiasm. As he was about to get up from the table, the party host placed more food on his plate, telling him that he has tasted only a little of her cooking and that she was extremely anxious about what Hank thinks of her other dishes. However, his already full and satisfied.

2.5. Answer Key

Voacbulary Exercise
Mini-Crossword



Grammar Exercise

Activity 1

1. Kakakain lang ng tanghalian ng mga trabahador.
(The worker have just finished/eaten lunch.)
2. Kakapunta or Kapupunta lang dito ni Juan kanina.
(Juan has just been here.)
3. Kakaalis or kaaalis lang nina Anna at John.
(Anna and John have just left.)
4. Kakabasa or Kababasa lang ng tatay ng diyaryo.
(Father has just read the newspaper.)
5. Kakalinis or Kalilinis lang ng katulong ng kusina.
(The maid has just cleaned the kitchen.)
6. Kakadala or Kadadala lang ng bulaklak ni Bill para kay Cathy.)
(Bill has just bought flowers for Cathy.)
7. Kakaluto or Kaluluto lang ng kusinera ng ulam para mamaya.
(The cook has just cooked the food for later.)

Activity 2

1. medyo malabo or may kalabuan
2. medyo malalim or may kalaliman
3. medyo maganda or may kagandahan
4. medyo payat or may kapayatan
5. medyo mataas or may kataasan
6. medyo malakas or may kalakasan
7. medyo maliit or may kaliitan
8. medyo pangit or may kapangitan
9. medyo tamad or may katamaran
10. medyo mahaba or may kahabaan

Activity 3

1. kabaitan (kindness)
2. kasamaan (meanness)
3. kasayahan (happiness, joy)
4. kalinisan (cleanliness)
5. katandaan (old age or maturity)
6. karunungan (knowledgeable, wisdom)
7. kayabangan (pride)

TAGALOG
Language Correspondence Course
CELP - Module 17

TOPIC: Food

TASK : Preparing Food

Part I. Content

1.1. Competencies

a. To ask how food
is prepared

Gambits

PAANO ITO NILULUTO?
how this cook
(How do you cook this?)

PAANO NILULUTO ANG (dish)?
how cook
(How do you cook _____?)

b. To describe how
food is prepared

IHANDA MO ANG MGA SAHOG.
prepare you ingredients
(Prepare the ingredients.)

HUGASAN ANG (food item).
(Wash the _____.)

ILAGAY ANG (food item) SA
KALDERO.
(Put the _____ in the pot.)

c. To ask for the
ingredients used

ANU-ANO ANG MGA SAHOG?
(What are the ingredients?)

d. To state the ingredients

ASIN (SALT)
BAWANG (GARLIC)
SIBUYAS (ONION)
ETC. (see vocabs.)

e. To state the amount of
time for the different
steps of preparation

PAKULUAN MO NANG (time)
boil you for _____
MINUTOS/ORAS.
minutes hour
(Boil it for _____
hour.)

BEST COPY AVAILABLE

PAKULUAN MO HANGGANG LUMAMBOT
boil you until become tender
ANG KARNE.
meat
(Let it boil until the meat is
tender.)

Dialogue

A: Paano niluluto ang adobong manok?
(How is "adobong manok" cooked?)

B: Hugasan mo ang manok.
(Wash the chicken.)

Hiwain sa tamang laki.
(Cut according to the desired size.)

Lagyan ng konting tubig.
(Put a little water.)

Ilaga hanggang lumambot.
(Boil it until the meat becomes tender.)

Ihanda ang mga sahog.
(Prepare the ingredients.)

Ilagay ang mga sahog.
(Put the ingredients.)

Iluto pa ng kinse minutos.
(Cook for 15 minutes more.)

Pagkatapos, hanguin na.
(And then, remove the pot from the fire.)

A: Anu-ano ang mga sahog?
(What are the ingredients?)

B: Ito ang mga sahog.
(These are the ingredients.)

suka	(vinegar)
toyo	(dark soy sauce)
luya	(ginger)
bawang	(garlic)
sibuyas	(onion)
paminta	(black pepper)
laurel	(bay leaf)
betsin	(monosodium glutamate)

A: Gaano katagal dapat pakuluan ang dish ?
(How long should _____ be boiled?)

B: Hanggang lumambot ang laman.
(Until the meat is tender.)

1.2. VocabularyIngredients

suka	(vinegar)	/su' ka/
toyo	(dark soy sauce)	/to' yo/
luya	(ginger)	/lu' ya/
bawang	(garlic)	/ba' wang/
sibuyas	(onion)	/si bu' yas/
kamatis	(tomato)	/ka ma' tis/
patis	(fish sauce)	/pa ti's/
paminta	(black pepper)	/pa min ta'/
asin	(salt)	/a si'n/
asukal	(sugar)	/a su' kal/

Methods of Food Preparation

hugasan	(wash, inf/imp, obj. case)	/hu ga' san/
iluto	(cook, imp/inf. obj. case)	/i lu' to/
ilagay	(put, imp/inf, obj. case)	/i la ga'y/
ihanda	(prepare, imp/inf., obj. case)	/i han da'/
ilaga	(boil, imp/inf., obj. case)	/i la' ga/
hiwain	(cut, slice, imp/inf., obj. case)	/hi wa' in/

Cooking Utensils

kawali	(wok or pan)	/ka wa' li/
kaldero	(aluminum pots)	/kal de' ro/
palayok	(earthen pot)	/pa la yo'k/
sandok	(ladle)	/san do'k/
kutsilyo	(knife)	/ku tsi'l yo/
kutsara	(spoon)	/ku tsa' ra/
tinidor	(fork)	/ti ni do'r/
mangkok	(bowl)	/mang ko'k/
pinggan	(plate)	/ping ga'n/
bandehado	(serving plate)	/ban de ha' do/

1.3. Grammar NotesA. I- as an Objective Affix

With the i- object case marking affix, the object of the action expressed by the verb is selected as the subject of the sentence.

e.g., handa (to prepare)
Ihanda ang mga sahog.

object-subject
(Prepare the ingredients.)

Inf./Imperative: Ihanda
CA : inihanda
NCA: in i hahanda
NBA: i hahanda

* When i- is used as an object-case marking prefix, the object noun does not undergo any change of state but is being transported, thus sahog is being transported from one location to another, as a result of the action, ihanda.

B. The Coordinating Conjunction PAGKATAPOS

PAGKATAPOS; TAPOS (and then) for addition

e.g., Hugasan ang manok pagkatapos hiwain nang maliit.
(Wash the chicken and then cut it into small pieces.)

1.4. Culture Notes

Filipino food is generally tasty and uses a generous amount of salt, soy sauce, and spices. Filipino dishes are generally described as a little salty (maalat-alat), a little sweet (manamis-namis) or a little sour (maasim-asim). Many urban dishes are meat-based and sauted. The diet in the rural areas consist mostly out of reach for the people.

There are some prevailing folk beliefs and practices in cooking certain dishes. When cooking ampalaya for example, one should not stir the vegetable too much or else the dish would taste bitter. Another practice associated with cooking ampalaya is that the cook has to hold his breath while cooking so that the dish will not taste bitter. When cooking shells, it is believed that the cook should open his mouth so that all the shells will open.

Part II. Activity

2.1. Gambits Exercise

"My Favorite Recipe"

For this activity, you may or may not need the help of your host mother. Using the gambits you've learned, write down the recipe of a Filipino dish that your host mother loves to cook or any dish that you yourself know how to cook it.

2.1. Vocabulary Exercise

A. Vocabulary Reinforcement. Below are some Filipino dishes. Write down the ingredients needed in preparing them. You may ask the help of your host mother or your language helper to do this exercise. (Answer may be found in the answer Key after this Module.)

1. asado -

2. ginisang sitaw -

3. pansit bihon -

4. tinolang manok -

5. sinigang na baboy -

B. "What's the Use?"

Identify the use of each kitchen utensil by matching Column B with Column A. (Answers at the end of this Module.)

<u>Column A</u>	<u>Column B</u>
_____ 1. mangkok	a. where you put the food you'll eat
_____ 2. tinidor	b. for cutting, slicing
_____ 3. kutsilyo	c. for drinking
_____ 4. bandehado	d. for cooking rice (earthen pot)
_____ 5. kawali	e. for serving food
_____ 6. palayok	f. for stirring food while cooking or for getting food for serving
_____ 7. pinggan	g. for frying, sauteeing
_____ 8. kutsara	h. for putting food in your mouth
_____ 9. sandok	i. for soup
_____ 10. baso	j. for "spearing" the food on your plate

2.3. Grammar Exercise

- A. Below are some verbs which take the I- object marking affix. Inflect them into the 3 aspects: AC, ANC, ANE and the infinitive form:

e.g., lagay	Inf: ilagay
(to put)	CA : <u>inilagay</u>
	NCA: <u>inilalagay</u>
	NBA: <u>ilalagay</u>

- | | |
|----------|----------------------|
| 1. luto | (to cook) |
| 2. bigay | (to give) |
| 3. sabog | (to scatter) |
| 4. tapon | (to throw) |
| 5. tulak | (to push) |
| 6. sara | (to close) |
| 7. handa | (to prepare) |
| 8. laga | (to boil) |
| 9. suot | (to wear, to put on) |
| 10. abot | (to pass on) |

B. "Sentence Completion"

Complete the following by adding another sentence after pagkatapos to form a combined sentence.

1. Nagsipilyo ang bata pagkatapos . . .
2. Pumasok siya sa loob ng tindahan pagkatapos . . .
3. Niluto ng kusinera ang ulam pagkatapos . . .
4. Nanood si Alex ng T.V. pagkatapos . . .
5. Nagbasa ang kuya ng diyaryo pagkatapos . . .
6. Naligo ako pagkatapos . . .
7. Kumain ako ng almusal pagkatapos . . .

2.5. Answer Key

A. Vocabulary Reinforcement

1. asado - karne, kamatis, sibuyas, toyo, paminta, patatas, asin
2. ginisang sitaw - sitaw, bawang, sibuyas, mantika, hipon o baboy, patis o asin
3. pansit bihon - bihon, sibuyas, bawang, mantika, baboy o manok, toyo, repolyo, carrots, paminta, celery
4. tinlang manok - manok, papaya, luya, mantika, bawang, sibuyas, patis o asin, dahon ng sili
5. sinigang na baboy - baboy, kangkong, gabi, sitaw, kamatis o sampalok, asin o patis, sibuyas

B. "What's the Use?"

- | | |
|------|-------|
| 1. I | 6. D |
| 2. J | 7. A |
| 3. B | 8. H |
| 4. E | 9. F |
| 5. G | 10. C |

Grammar Activity

A. I- Object Marking Affix

1. luto - iluto, iniluto, iniluluto, iluluto
2. bigay - ibigay, ibinigay, ibinibigay, ibibigay
3. sabog - isabog, isinabog, isinasabog, isasabog
4. tapon - itapon, itinapon, itinatapon, itatapon
5. tulak - itulak, itinulak, itinutulak, itutulak
6. sara - isara, isinara, isinasara, isasara
7. handa - ihanda, inihanda, inihahanda, ihahanda
8. laga - ilaga, inilaga, inilalaga, ilalaga
9. suot - isuot, isinuot, isinusuot, isusuot
10. abot - iabot, iniabot, iniaabot, iaabot

TAGALOG
Language Correspondence Course
CELP - Module 18

TOPIC: Shopping

TASK : Locating Sources of Needed Items

Part I. Content

1.1. Competencies

Gambits

a. To ask for the name/
type of store which
sells given item

SAAN PWEDENG BUMILI NG (item)?
where can buy _____
(Where can (I) buy _____?)

SAAN MAKAKABILI NG (item) ?
where can buy _____
(Where can I buy _____?)

b. To state the name/
type of store which
sells a given item

BAKA MERON SA (kind of store)
maybe there is in _____
(There may be some at _____.)

TINGNAN MO SA SARI-SARI.
look you in variety store
(Try the sari-sari storc.)

c. To ask for directions
to sources of needed
items

1. Food

SAAN ANG (source) DITO?
where _____ here
(Where's the _____ here?)

PAANO ANG PAGPUNTA SA (store)?
how the going to _____
(How does one get to the _____?)

ANO ANG SASAKYAN PAPUNTA SA (place)?
what vehicle going to _____
(What should I take in going to
_____?)

2. Medicine MAY BOTIKA BANG MALAPIT DITO?
 there is drugstore near here
 (Is there a drugstore near here?)
- SAAN ANG BOTIKA/PARMASYA DITO?
 where drugstore/pharmacy here
 (Where is the drugstore/pharmacy
 here?)
3. Clothing SINO ANG MARUNONG TUMAHI DITO?
 and who know to sew here
 Accessories (Who knows how to sew/make good
 clothes here?)
- MAY PATAHIAN BA DITO ?
 there is dress shop here
 (Is there a dress shop here?)
- MAY MODISTA/SASTRE BA DITO?
 there is dressmaker/tailor here
 (Is there a dressmaker/tailor here?)
4. Personal item (same gambits as in # 1)
5. House and (same gambits as in # 1)
 Household item
6. Work supply and * Use any of the appropriate
 materials,tools, gambits above
 equipment parts
7. Personal lightweight -
 vehicles
8. Travel items
9. Miscellaneous items

d. To give directions
to sources of needed
items

MALAPIT SA MAY (place).
near around _____
(It's near _____.)

SUMAKAY KA NG (means of transpor-
ride you
tation)
(Take a _____.)

SABIHIN MONG DALHIN KA SA (place).
tell you bring you to _____
(Tell (the driver) to take you
to _____.)

ALAM NA NG TSUPER KUNG SAAN IYON.
know driver if where that
(The driver knows where that place
is.)

Dialogue

A: Saan pwedeng bumili ng item ?
(Where can one buy _____ ?)

B: Baka meron sa palengke.
(Maybe they have in the market.)

A: Saan ang palengke dito?
(Where's the market here?)

B: Malapit sa munisipyo.
(It's near the municipal hall.)

A: Paano pumunta doon?
(How does one get there?)

B: Sumakay ka ng traysikel.
(Take a trike.)

Sabihin mong dalhin ka sa palengke.
(Tell (the driver) to take you to the market.)

A: Alam na ng tsuper iyon.
(The driver knows that place.)

1.2. VocabularySources of Items

tindahan	(store)	/tin da' han/
palengke	(wet and dry market)	/pa le'ng ke/
botika/parmasya	(drugstore/pharmacy)	/bo ti' ka/par ma's ya/
patahian	(dress shop)	/pa ta hi' an/
hardware	(hardware store)	
bilihan	(place to buy)	/bi li' han/
panaderya	(bakery)	/pa na der ya'/

Food

bigas	(uncooked rice)	/bi ga's/
ulam	(any dish that goes with rice)	/u' lam/
tinapay	(bread)	/ti na' pay/

Clothing and Clothing Articles

damit	(clothes, dress)	/da mi't/
tela	(clothing materials)	/te' la/
pantalón	(pants)	/pan ta lo'n/
kamiseta	(t-shirt)	/ka mi se' ta/
medyas	(socks)	/me'd yas/
sapatos	(shoes)	/sa pa' tos/
tsinelas	(slippers)	/tsi ne' las/

Housing Items

kahoy	(wood)	/ka' hoy/
semento	(cement)	/se me'n to/
yero	(g.i. sheet)	/ye' ro/

Work Supplies

pako	(nail)	/pa' ko/
martilyo	(hammer)	/mar ti'l yo/
itak	(bolo)	/i ta'k/
pala	(shovel)	/pa' la/

Personal Items

sabon	(soap)	/sa bo'n/
sipilyo	(toothbrush)	/si pi'l yo/
pabango	(perfume, cologne)	/pa ba ngo'/

1.3. Grammar Notes

Word Formation

A. Noun Forming Affix PAG- + root verb

PAG- + root verb > gerund noun
(act of _____)

e.g., pag- + punta > pagpunta
(to go) (act of going/act of coming)

pag- + kanta > pagkanta
(to sing) (act of singing)

B. Noun Forming -(H)AN Suffix

Root verb + -(H)AN > "place"

e.g., bili + -(h)an > bilihan
(to buy) (a place to buy)

tinda + -(h)an > tindahan
(to sell) (a place for selling/
a store)

C. The PA- -AN Noun Forming Affix

PA- + rootverb + -an > "place"

e.g., pa- + tahi + -an > patahian
(to sew) (place where dresses
are made; dress shop)

1.4. Culture Notes

Locating Sources of Needed Items

Most of the needed items (e.g., food, clothing, personal care products, household items) can be procured in a public market located at the heart of the city or town. The best place to inquire is in the bus, jeepney or tricycle waiting stations most of these conveyances will have drop-off points near the central market. Another logical place to inquire is the local "sari-sari" (variety store).

The central market in several areas is usually an open market which sells most anything and everything. There is a dry section where clothing materials, ready made dresses, household plastic and chinawares are sold. There are also stores which sell rice, eggs and canned goods. The wet section sells meat and fish, fruits and vegetables. Fresh food are sold in the morning when the public market is generally open. Some markets operate only twice a week during market days so be aware of this schedule.

On certain days, the market may be busier than usual because of the vendors who arrive with their goods from other towns. This day is known as the "tiangge". There are many dry goods stores operated by Chinese-Filipinos and Indian-Filipinos.

Part II. Activities2.1. Gambit ExerciseMatch Play

Give the possible responses to the following questions by drawing a connecting line below them. Match your answers with those in the Answer Key.

- | | |
|---|---|
| 1. Saan makakabili ng gamot dito? * | * Baka meron sa tindahan. |
| 2. Saan pwedeng bumili ng <u>(item)</u> ? * | * Malapit sa may simbahan. |
| 3. Paano ang pagpunta sa <u>(name of a place)</u> ? * | * Sumakay ka sa tricycle. |
| 4. Ano ang sasakyan papunta sa <u>(name of a place)</u> ? * | * Sa botika sa kanto. |
| 5. Saan ang <u>botika</u> dito?* | * Tingnan mo sa sari-sari store. |
| 6. Saan ang patahian dito? * | * Alam na ng tsuper kung saan 'yon. |
| 7. Paano pumunta sa <u>bavan</u> ?* | * Sabihin mo sa tsuper na dalhin ka sa <u>(name of a place)</u> . |

2.2. Vocabulary ExerciseA. Vocabulary Gathering

With the help of your LH, write down all the possible items that may be bought from the following. You may use the back part for your answers.

- a. hardware
- b. panaderya
- c. palengke
- d. sari-sari
- e. botika

B. Word Association

Which among the list of words on your right are relevant or related to those on your left? Write your answers on the blanks provided. (Correct answers are found at the end of this module.)

- | | | |
|--------------|-------|-----------|
| 1. medyas; | _____ | kanin |
| 2. sipilyo; | _____ | pako |
| 3. martilyo; | _____ | panaderya |
| 4. pantalon; | _____ | bubong |
| 5. ulam; | _____ | sapatos |
| 6. pala; | _____ | paa |
| 7. tsinelas; | _____ | lupa |
| 8. yero; | _____ | ngipin |
| 9. sabon; | _____ | katawan |
| 10. tinapay; | _____ | binti |

- C. Read the selection below. Underline the preposition + noun phrases in the selection. Then, give the meaning of the underlined phrases.

APOY, ASIN, AT TUBIG

Isang gabi, nagising si Suwan. May naamoy siyang nasusunog. Bumangon siya. Lumabas siya sa kusina.

Totoong may sunog. Nakita niyang nasusunog na ang kusina nila. Tumakbo siya sa loob ng bahay.

"Inay, gising. Nasusunog ang bahay natin. Bumangon kayo. Madali, bumangon kayo."

Bumangon ang nanay ni Suwan. Tumakbo sa labas ng bahay. Tumakbo rin si Suwan.

Lumaki nang lumaki ang apoy.

"San Nikolas de Tolentino, iligtas po ninyo ang bahay namin," ang dasal ni Suwan.

Ngunit patuloy sa paglaki ang sunog. Sunog na ang kusina at ngayon, ang kabahayan naman ang nasusunog.

Naalala ni Suwang may ilang buslong puno ng asin sa ilalim ng bahay. Tumakbo siya sa silong at kinuha ang isang buslong puno ng asin. Saan niya ilalagay ang asin para hindi masunog?

Naisipang ilagay ang asin sa tubig. "Sabi ni Inay, hindi masusunog ang anumang bagay kapag nasa tubig ito."

Tumakbo sa ilog si Suwan. Inilagay niya sa tubig ang buslo ng asin. Tumakbo uli siya sa bahay para kumuha pa ng buslong puno ng asin.

Huli na siya. sunog na ang bahay. Sunog na rin ang mga buslo ng asin sa ilalim ng bahay.

Nang magbalik siya sa ilog para kunin ang asing inilagay doon, wala nang asin sa loob ng buslo. Isang alimango ang nakita niya sa buslo.

Hinuli niya ang alimango.

"Ikaw pala ang kumain ng asin ko," ang sabi ni Suwan.
"Iihawin kita."

Hinuli ni Suwan ang alimango at inihaw nga. Nang maluto na ang alimango, kinain ito ni Suwan. Ngunit hindi naman maalat ang alimango.

"Bakit kaya hindi maalat ang alimango ganong ang daming asing kinain ito mula sa buslo?" ang tanong ni Suwan sa kanyang sarili.

Answer the following questions about the selection.

1. Nasaan ang sunog?

2. Saan pumunta si Suwan nang makita ang sunog?

3. Nasaan ang nanay ni Suwan.

4. Saan kinuha ni Suwan ang asin?

5. Saan itinago ni Suwan ang asin?

6. Nasunog ba ang bahay ni Suwan?

7. Ano ang nangyari sa asin?

8. Nasaan ang alimango?

9. Ano ang ginawa ni Suwan sa alimango?

10. Ano ang lasa ng alimango?

2.3. Grammar Exercise1. Word Formation

For each of the noun-forming affixes below, form new words and then use each new word in a sentence.

A. PAG- + root word

1. pag- + (gamot) =
Sentence:
2. pag- + (bili) =
Sentence:
3. pag- + (gamit) =
Sentence:
4. pag- + (gawa) =
Sentence:
5. pag- + (luto) =
Sentence:

B. Root verb + -(H)AN

1. (hiram) + -an =
Sentence:
2. (saka) + -han =
Sentence:
3. (simba) + -han =
Sentence:
4. (tira) + -han =
Sentence:
5. (kain) + -an =
Sentence:

C. PA- root verb + -(H)AN

1. pa- + (gawa) + -(h)an =
Sentence:
2. pa- + (gupit) + -(h)an =
Sentence:
3. pa- + (aral) + -(h)an =
Sentence:
4. pa- + (ligo) + -(h)an =
Sentence:
5. pa- + (gamot) + -(h)an =
Sentence:

2. Phrase structure

- a. Get your list of words in the vocabulary section. Choose an adjective that may be used to describe each of the words on the list. Write your adjective + N structures below.

1. isda _____
2. sabon _____
3. damit _____
4. pala _____
5. mangkok _____
6. pinggan _____
7. tinapay _____
8. asarol _____
9. palda _____
10. suklay _____

- 11. botika _____
- 12. karne _____
- 13. palengke _____
- 14. kutsara _____
- 15. kalaykay _____
- 16. sandok _____
- 17. sipilyo _____
- 18. tindahan _____
- 19. kalan _____
- 20. kamiseta _____

b. Respond to the following questions with the appropriate N + N phrase.

- 1. What much coffee, tea or milk do you drink for breakfast?
- 2. What do you take for your headache? And how much of it do you take ?
- 3. How much rice do you eat for one meal?
- 4. How much water do you drunk after meal?
- 5. How much supply of aspirin do you have now?

c. Given the following situations below, what pseudoverb + verb phrases will you use to fill the blanks?

1. The child is running a 40 c fever. What can she eat?

_____ ang bata ng sabaw.

2. I don't know where to buy a pair of slippers. Where can I buy them?

_____ ka ng tsinelas sa palengke.

3. It's very hot. What do you like to drink?

_____ ng Coke.

4. There's a meeting this afternoon. But why is Mr. Santos not coming to the meeting?

_____ sa miting ni Mr. Santos.

d. Describe the following people by using adverb + verb phrases as suggested below.

1. Ang nanay mo. (cooks well)

2. Ang tatay mo sa Amerika. (drives carefully)

3. Ronald Reagan. (talks well)

4. isang matanda (walks slowly)

5. The Beatles (sing beautifully)

2.4. Answer Key

Saan makakabili ng gamot dito? *

* Baka meron sa tindahan

Saan pwedeng bumili ng (item)? *

* Malapit sa may simbahan

Paano ang pagpunta sa (name of place)? *

* Sumakay ka sa tricycle

Ano ang sasakyan papunta sa (name of place)? *

* Sa botika sa kanto

Saan ang botika dito?*

* Tingnan mo sa sari-sari store

Saan ang patahian dito?*

* Alam na ng tsuper kung saan iyon

Paano pumunta sa bayan? *

* Sabihin mo sa tsuper na dalhin ka sa (place).

Vocabulary Exercise

B. Word Association

1. medyas; sapatos
2. sipilyo; ngipin
3. martilyo; pako
4. pantalon; binti
5. ulam; kanin
6. pala; lupa
7. tsinelas; paa
8. yero; bubong
9. sabon; katawan
10. tinapay; panaderya

Grammar Exercise

- A. 1. paggamot (act or manner of healing, curing the sick)
2. pagbili (act of buying)
3. paggamit (manner of using)
4. paggawa (manner or act of doing something)
5. pagluto (act or manner of cooking)
- B. 1. hiramán (a place for borrowing)
2. sakahan (a place for plouring; a rice field)
3. simbahan (a place for hearing mass; a church)
4. tirahan (a place to live; a home)
5. kainan (a place for eating; a restaurant or a cafeteria)
- C. 1. pagawaan (a place where machines or cars are fixed; workshop)
2. pagupitan (a place where one gets a haircut; a beauty parlor or a barber shop)
3. paaralan (a place for learning; a school)
4. paliguan (a place for bathing; a bathroom)
5. pagamutan (a place where one goes to be cured; a clinic or a hospital)

TAGALOG
Language Correspondence Course
CELP - Module No. 19

TOPIC: Shopping

TASK : Selecting Items

Part I. Competencies

Gambits

- a. To ask what item
is needed

ANO (HO) ANG GUSTO N'YO?
what like your
(What do you like?)

ANO'NG KAILANGAN NINYO?
what need your
(What do you need?)

ANO'NG HANAP NINYO?
what find your
(What are you looking for?)

ANO HO ANG SA INYO?
what yours
(What yours?)

- b. To state item
needed

MAY (name of item) BA KAYO?
there you
(question particle)
(Do you have name of item?)

MAYROON BA KAYONG
there (question particle) you
(name of item)?
(Do you have name of item?)

- c. To ask preference
about needed item

ANO'NG (KULAY, ISTILO, SIZE, KLASE)
what color style type
ANG GUSTO NINYO?
like you
(What dimensions do you like?)

- d. To state preference
about needed item

MAYROON BA KAYONG MAS (adjective)
there you more
E.G., MALAKI, PINO.
big smooth
(Do you have something comparative
adjective?)

MAS GUSTO KO YATA NG adjective E.G,
 more like I seem
 PUTI, MAS MALAKI/NOUN E.G., COTTON.
 white more bigger
 (I prefer something (adjective/noun.)

e. To ask what type
 of item it items
 are made of

ANO'NG KLASE NG TELA ITO?
 what kind/type cloth this
 (What kind of cloth material is
 this?)

GAWA ITO SA ANO?
 made this of what
 (What is this made of?)

f. To ask where item
 is made

SAAN ITO GAWA?
 where this made
 (Where is this made?)

GAWA ITO SAAN?
 made this where
 (Where is this made?)

g. To ask different
 items

WALA BA KAYONG IBA?
 not there you different
 (Don't you have others?)

h. To respond the
 question

WALA HO E.
 not there particle to express
 disappointment
 (None.)

i. To state
 (a) materials an
 item is made of

MATERIAL OF WHICH ITEM'S MADE.
 (That is made of bamboo.)

(b) place where
 item is made

Made in Japan IYAN.
Imported IYAN.
Stateside IYAN.
 (This is made in Japan.)
 (This is imported.)
 (This is stateside.)

- j. To seek seller's opinion about the item
 SA PALAGAY NINYO, ALIN DITO ANG opinion your which here
 MAS maganda? more beautiful
 (In your opinion, which of these is prettier.)
- k. To recommend an item
 ITO HO ANG MAS MAGANDA.
 this more beautiful
 (This is prettier.)
- WALA HO KAYONG KAPROBLE-PROBLEMA
 none you-plural a trace of a problem.
 DITO.
 here
 (You have absolutely no problem here.)

Dialogue

- Ine: Ano'ng kailangan ninyo, suki?
- Amy: May tetoron ba kayo?
- Ine: Meron ho. Ano'ng kulay ang gusto ninyo?
- Amy: Puti. Pamblusa sa eskwelâ.
- Ine: Heto ho, o. Primera klaseng tetoron ho iyan. Malinis ang pagkaputi, tingnan ninyo.
- Amy: Maganda rin ang hipo; madulas; magkano ang yarda?
- Ine: Kuwarenta ho ang yarda diyan. Doon ho ba sa isang klase mababa-baba? Trenta'y ocho lang. Pero iba ho ang hipo.
- Amy: Patingin nga doon sa tag-trenta'y ocho . . . Iba ang hipo nito. Hindi kasingdulas. Medyo magaspang.

- Ine: Mas mahusay ho talaga itong tig-kwarenta. Hindi ko kayo aalukan ng mahinang klase. O, ilang yarda ho ang kukunin ninyo?
- Amy: Baka naman may bawas pa sa kwarenta.
- Ine: Wala na ho, suki. Tapat na ho sa kwarenta.
- Amy: O sige, bigyan mo ako ng apat na yarda.

* NOTES FOR COMPREHENSION AND GRAMMAR

1. A suki is one who is a regular customer of a certain vendor.
2. Tapat means the price at which the vendor makes a reasonable profit or just break even.
3. The particle o when found at the end of the sentence is used to direct attention to the item cited in the sentence.

Heto ho, o.
(Here it is, right here.)

When the particle o is found in front of the sentence, it is used as a discourse introducer, much like well in English.

O ano?
(Now/Well what?)

O ilang yarda ang kukunin ninyo?
(Well, how many yards that which-will-be-taken you?)
(Well, how many yards are you getting?)

4. Adjectives may be used to express moderation in terms of degree of quality signified adjectival root. The moderate adjective is formed by reduplicating the adjective root.

simple : mababa 'low'
moderate: mababa-baba

1.2. VocabularyTerms of Clothing items

tela	(cloth)
damit	(dress)
pantalón	(pants)
blusa	(blouse)
palda	(skirt)
kamiseta	(shirt)

Terms for size

haba	(length)
lapad	(width)
ikli	(short, referring to objects)
sikip, kipot	(a size smaller, tightness)
kitid	(narrow)
luwag	(looseness)

Terms to describe cloth material

lukutin, gusutin	(easily gets creased)
matibay	(durable)
marupok	(not durable)
sabitin	(gets easily snagged)
manipis	(light)
malamig sa katawan	(cool)
makapal	(thick)

Parts of a dress

kuwelyo	(collar)
manggas	(sleeves)
harapan	(front)
likuran	(back)
bulsa	(pocket)
baywang	(waistline)
palda	(skirt)
laylayan/hadlaran	(hemline)
pinakakatawan	(bodice)

Design of Clothes

palda'y blusa	(blouse and skirt)
deretso	(straight cut)
mahabang manggas	(long sleeves)
maikling manggas	(short sleeves)
walang manggas	(sleeveless)
may suri	(shirred)

1.3. Grammar Notes

1. The sequence ano + ang is contracted to ano'ng
2. May/Mavroon, and wala

2.1. These forms have two meanings:

- a. to express the presence or absence of an item
- b. to express possession or non-possession of an item

2.2. When used to express the presence or absence of an item, may/mavroon and wala as noun markers of a predicate, do not require a subject to co-occur with them.

e.g., May tao sa bahay.

Mavroong tao sa bahay.
 there man in house
 (There's a man in the house.)

Walang ___ tao sa bahay.
 not there man in house
 (There is not a man in the house.)
 (There is no one in the house.)

2.3. When used to express the possession or non-possession of an item, may/mavroon and wala require a subject to co-occur with them, e.g.,

May lupa si Pedro.
 have land Pedro
 (Pedro owns some land.)

Mavroon pera si Pedro.
 have money Pedro
 (Pedro has some money.)

Walang asawa si Pedro.
 not have-spouse Pedro
 (Pedro is not married.)

- 2.4. Mav and Mavroon are synonymous forms but may is always a marker preceding a noun; mayroon, may or may may not co-occur with a noun. When mayroon occurs in the sentence without a noun, the noun is implied but not specified.

Mayroong pera si Pedro. (Pedro has some money.)
 Mayroon si Pedro. (Pedro has some X.)

- 2.5. Mayroon may be pronounced and spelled meron.

3. Adjective forming affixes: ma- and -in

- a. ma- - is used to express having the quality signified by the rootword, e.g.,

ma- + tibav 'durability' = matibav 'durable'

- b. -in - is used to express causing or producing an effect that is signified by the rootword, e.g.,

ousot 'crease' + -in = ousutin (easily gets creased)

4. To form a noun meaning "a trace of Rootword", reduplicate the rootword (if it is a 2-syllable word) or reduplicate the first two syllable segment of a rootword with more than 2 syllables, then prefix ka- as in

Kapera-pera 'a trace of money'
 kaproble-problema 'a trace of problem'

This forms usually occurs in a negative construction and is thus preceded by walang e.g., walang kapera-pera 'absolutely penniless'. When mayroon occurs with a noun, the linker -g is attached to it, e.g., mayroong pera

When the noun marked by mayroon does not immediately follow mayroon, the linker -ng, -g or na is attached to the word preceding it, e.g.,

Mayroong nang anak si Ellen.
 Mayroon na bang anak si Ella?
 Mayroon ba kayong ballpen?

5. Sentence Formation:

- a. Comparative adjective - adjectives maybe classified into unequal or equal comparatives.

Unequal comparative adjectives may use the following expressions.

1. Mas + adjective. . . kaysa (sa)
 e.g., Mas matibay ang clothman kaysa tetoron.
 (More durable) clothman than tetoron.
 (Clothman is more durable than tetoron.)
2. Repetition of adjective root . . . sa . . .
 e.g., Matibay - tibay ang clothman sa tetoron.
 (Clothman is a bit more durable than tetoron.)
3. Di masyado + adjective di tulad ng . . .
 e.g., Di masyado + adjective . . . di tulad ng. . .

Di masyadong matibay ang tetoron
 not much durable
 di tulad ng clothman.
 unlike
 (Tetoron is not as durable as clothman.)

1.4. Culture Notes

Selecting Items:

Municipal and town markets would carry most of the essential household and personal items needed by the consumers: basic foodstuffs, kitchen wares, ready-made dresses and apparel, limited footwear, and some personal items (hats, underwear, towels, etc.). Larger markets in the cities would have specialty shops that carry a wider line of products such as processed meat products, clothing materials, fashion accessories (for women), garden tools and equipment, hardware items, travel items and sport wear. In most town and cities, one can find a tailoring shop, a beauty shop, a mini-drugstore ('botika'), and sometimes a photo shop. Most personal care items (toothpaste, soap and shampoo), canned goods, beverages, bottled products, snack items, household items (matches, candles, wash soap, etc.) and some non-prescription tablets are available the whole day in small neighborhood stores called "sari-sari" stores. Except in large key cities, it is difficult to find convenience stores which carry frozen products, and ready to cook meal preparations or large supermarkets which carry all kinds of food products, pharmacy items and housewares. Imported items (e.g., canned goods, shirts, shoes, etc.) can be obtained only in large modern department store or supermarkets in big cities.

Unlike in the United States where sizes are expressed in numerals (e.g., size 14 or size 32-9-10), men's shirts and women's dresses are classified into small (S), medium (M), or large (L) or extra small (XS). Children's shirts and dresses are normally classified according to numerical codes (size 6,7,8, etc.), just like in USA.

Except in large department stores, stocks are kept in limited quantity. When an item is out of stock, one can arrange to come back later when new stocks arrive or place a "special order" for a desired size, color, or design.

When buying an item, it is common to hear Filipinos ask self-assuming questions such as: "Matibay ba ito?" (Is this durable?), "Matamis ba ito?" (Is this sweet?), or "Masarap ba ito?" (Is this delicious?). Predictably the answer from the seller is an affirmative one. This reassures the buyer that he is getting a good value for his money. Another interesting Filipino buying habit is the practice of 'tikim' (or taste-test). In buying small fruits, for example, a Filipino buyer will ask if he can taste a piece of the fruit to determine its quality. This is an acceptable practice especially among long-time patrons.

It is common to observe Filipinos closely examining a product (e.g., glassware, fruit, dress, etc.) before buying it. This is because some products can have some defects (such as a crack in the objects, damage due to overhandling, poor workmanship, etc.) which can be left undetected. When buying items or products, therefore, be sure to check the quality (a low priority to most Filipino sellers) before leaving since returning an item product is generally met with intolerance or irritation.

Part II. Activities

2.1. Grammar Exercises

Activity 1. Study the following rootwords. Determine by their meanings whether to attach the ma- or -in adjectives forming affixes to each of them.

- a. kupas (not colorfast) _____
- b. kapal (thickness) _____
- c. lambot (softness) _____
- d. dumi (dirt) _____
- e. nisnis (snog) _____
- f. luwang (looseness) _____
- g. haba (length) _____
- h. kitid (narrowness) _____
- i. ikli (shortness) _____
- j. himulmul (loose thread) _____

Activity 2. Give the meaning of the following may sentences. Respond with P/A if may expresses possession or non-possession of item.

- a. May bola ang bata _____
- b. May bola sa mesa _____
- c. May ilaw sa labas _____
- d. May coke sa baso _____
- e. May langaw ang sabaw _____
- f. May tastas sa laylayan _____
- g. May butones ang bulsa _____

Activity 3. Describe the picture below using sentences with may, mayroon, or wala. Show your sentences to your language helper for feedback.

Activity 4. Compare and contrast the dresses below. Use the comparison forms of adjectives as explained in the grammar notes.

TAGALOG
Language Correspondence Course
CELP - Module No. 20

TOPIC: Shopping

TASK : Obtaining Custom-made or special order

Part I. Content

1.1. Competencies

Gambits

- a. To state need for custom-made or special order items

GUSTO KO SANANG macpatahi
like I have sewn
ng damit.
dress/clothes
(I want to have a dress made.)

GUSTO KO SANANG macpagawa
like/want I have made
ng silva.
chair
(I'd like to have a chair made.)

PWEDE BA AKONG MAGPATAHI
can I have sewn
NG DAMIT?
dress/clothes
(Can I have a dress made?)

- b. To state need for specialized

KAILANGAN KO NG modista/sastre.
need I dressmaker/tailor
(I need a _____.)

KAILANGAN KO NG karpintero.
need I carpenter
(I need a carpenter.)

KAILANGAN KO NG tubero.
need I plumber
(I need a plumber.)

NAGHAHANAP AKO NG karpintero.
looking for I carpenter
(I'm looking for a carpenter.)

- c. To ask how long the order will take
- GAANO NAMAN KATAGAL
 how long
 BAGO ITO MAYARI?
 before this made
 (When will this be finished?)
- KAILAN ITO MAYAYARI/
 when this will be made
 MATATAPOS?
 will be finished
 (When will this be finished?)
- KAILAN KO ITO PWEDENG KUNIN?
 when I this can get
 (When can I have this?)
- d. To state how long the order will take
- BALIKAN MO ITO SA (date).
 return you this on _____
 (Come back for it on _____.)
- SIGURO MGA (time period).
 maybe around _____
 (Maybe in _____.)
- e. To ask why order is delayed
- WALA PA BA?
 none still
 (Is it here yet?)
- TAPOS NA BA?
 finished already
 (Is it already finished?)
- GAWA NA BA?
 made already
 (Is it done?)
- f. To explain the
- WALA PA. MEDYO MATATAGALAN.
 none yet a bit will take to be prepared
 (Not yet. It might be delayed)
- KASI (reason).
 (Because _____.)

- g. To complain about continuing delay in order
- BAKIT ANG TAGAL NAMAN?
 why long (time)
 (Why is it taking so long?)
- DI BA USAPIN NATIN (time period)?
 not agreement our _____
 (Isn't our agreement _____?/
 Didn't we agree on _____?)
- h. To apologize about continuing delay in order
- PASENSIYA KA NA, HINDI PA TAPOS.
 patience you not yet finished
 (I'm sorry, it's not yet finished.)
- i. To ask when (time and day) and where pick-up or delivery of items can be made
- GAANO NAMAN KATAGAL
 how long
 BAGO ITO MAYARI?
 before this made
 (When will this be finished?)
- KAILAN ITO MAYAYARI/
 when this will be made/
 MATATAPOS?
 will be finished
 (When will this be finished?)
- KAILAN KO ITO PWEDENG KUNIN?
 when I this can get
 (When can I have this?)
- PWEDE BANG PAKI-DELIVER SA
 can please deliver in
 BAHAY KO?
 house my
 (Can you (please) have it delivered
 to my house?)
- j. To state when (time, day) and where pick-up or delivery of item can be made
- BALIKAN MO ITO SA (date).
 return you this on _____
 (Come back for it on _____)
- SIGURO MGA (time period).
 maybe around _____
 (Maybe in _____.)

- k. To state that item was not made or ordered correctly (There was no such order.) WALA HO'NG GANYANG ORDER.
none like that
- l. To ask what is incorrect (Which is incorrectly made?) ALIN HO ANG MALI DITO?
which wrong here
ANO/SAAN ANG DIPERENSYA?
what/where fault/difference
(So, what's wrong?)
- m. To describe the way the work must be re-done (It needs to be change.) KAILANGANG baguhin ITO.
need change this
KAILANGANG ulitin ITO.
need repeat this
(It needs to be repeat.)

Dialogue

- Y: Pwede ba akor magpagawa ng damit?
(Can I have dress made?)
- M: Oo, pwede.
(Yes, you can.)
- Y: Gaano katagal bago ito mayari?
(When will it be finished?)
- M: Siguro mga isang linggo.
(Maybe in about a week.)
- Y: Bakit ang tagal naman?
(Why will it take that long?)
- M: Kasi marami pa akong tahiin.
(Because, I still have dresses to make.)

a week after . . .

- Y: Pwede ko na bang kunin ang damit ko?
(Can I get my dress now?)
- M: Pasensya ka na, hindi pa tapos.
(I'm sorry, it's not ready yet.)
- Y: Kailan ko babalikan?
(When will I come back for it?)
- M: Sa Linggo, alas diyes ng umaga.
(On Sunday, at 10:00 a.m.)

that Sunday . . .

- Y: Yari na ba?
(Is it already finished?)
- M: Oo, eto na.
(Yes, here it is.)
- Y: Naku, bakit ganito?
(Why is it like this?)
- M: Bakit? Ano'ng diperensya?
(Why? What's wrong?)
- Y: Mali ang gawa ng kwelyo.
(The collar is not right.)
- M: Sige, aayusin ko na lang.
(Okay, I'll just fix it.)

1.2. VocabularySpecialized

modista/mananahi	(dressmaker)	/mo di's ta/ ma na na' hi/
sastre	(tailor)	/sas tre'/
mekaniko	(mechanic)	/me ka' ni ko/
tubero	(plumber)	/tu be' ro/
karpintero	(carpenter)	/kar pin te' ro/

Clothing Articles and Materials

kamiseta	(t-shirt)	/ka mi se' ta/
pantalón	(pants)	/pan ta lo'n/
sando	(tank top)	/sa'n do/
polo	(polo shirt)	/po' lo/
bestida	(dress)	/bes ti' da/
palda	(skirt)	/pa'l da/
sinulid	(thread)	/si nu' lid/
karayom	(needle)	/ka ra' yom/
gunting	(scissors)	/gun ti'ng/
butones	(buttons)	/bu to' nes/
siper	(zipper)	/si' per/
makina	(sewing machine)	/ma ki' na/

Time Expressions

umaga	(morning)	/u ma' ga/
tanghali	(noon)	/tang ha' li/
hapon	(afternoon)	/ha' pon/
gabi	(evening)	/ga bi'/
ngayon	(today)	/nga yo'n/
kahapon	(yesterday)	/ka ha' pon/
bukas	(tomorrow)	/bu' kas/
ngayong buwan	(this month)	/nga yong bu wa'n/
ngayong linggo	(this week)	/nga yong ling go'
sa susunod na na linggo	(next week)	/sa su' su nod na ling go'/
sa susunod na na buwan	(next month)	/sa su' su nod na bu wa'n/
sa susunod na taon	(next year)	/sa su' su nod na ta 'on/
sa isang linggo	(next week)	/sa i sa'ng ling go'
sa makalawa	(in 2 days)	/sa ma ka la wa'/

Ordinal Numbers

una	(first)	/ u' na/
pangalawa	(2nd)	/pa nga la wa'/
pangatlo	(3rd)	/pa ngat lo'/
pang-apat	(4th)	/pang a' pat/

panglima	(5th)	/pang li ma'/
pang-anim	(6th)	/pang a' nim/
pampito	(7th)	/pam pi to'/
pangwalo	(8th)	/pam wa lo'/
pangsiyam	(9th)	/pang si ya'm/
pangsampu	(10th)	/pang sam pu'/

Clock time

ala una	(1 o'clock)	/a la u' na/
alas dos	(2 o'clock)	/a las do's/
alas tres	(3 o'clock)	/a las tre's/
alas kwatro	(4 o'clock)	/a las kwa't ro/
alas singko	(5 o'clock)	/a las si'ng ko/
alas sais	(6 o'clock)	/a las sa i's/
alas siyete	(7 o'clock)	/a las si ye'te/
alas otso	(8 o'clock)	/a las 'ot so/
alas nuwebe	(9 o'clock)	/a las nu we' be/
alas diyes	(10 o'clock)	/a las di ye's/

Days of the Week

Lunes	(Monday)	/Lu' nes/
Martes	(Tuesday)	/Mar te's/
Miyerkoles	(Wednesday)	/Mi ye'r ko les/
Huwebes	(Thursday)	/Hu we' bes/
Biyernes	(Friday)	/Bi ye'r nes/
Sabado	(Saturday)	/Sa' ba do/
Linggo	(Sunday)	/Li'ng go/

Months of the Year

Enero	(January)	/E ne' ro/
Pebrero	(February)	/Peb re' ro/
Marso	(March)	/Ma'r so/
Abril	(April)	/Ab ri'l/
Mayo	(May)	/Ma' yo/
Hunyo	(June)	/Hu'n yo/
Hulyo	(July)	/Hu'l yo/
Agosto	(August)	/A go's to/
Setyembre	(September)	/Set ye'm bre/
Oktubre	(October)	/Ok tu'b re/
Nobyembre	(November)	/Nob ye'm bre/
Disyembre	(December)	/Dis ye'm bre/

Verbs

mayari	(to be made, fixed, inf., obj.)	/ma ya' ri,
matapos	(to be finished, inf., obj.)	/ma ta' pos
magpagawa	(to have something made, inf. ag.)	/mag pa wa'/
magpatahi	(to have something sewn, inf. ag.)	/mag pa hi'/

1.3. Grammar Notes

1. Use of GAANO + Adjective

When the information question word GAANO is used with an adjective, the adjective is marked by the affix KA-, as in the e.g.,

Gaano kataagal bago mayari?
how long as in time before finished
(How long will it be before it's finished?)

Gaano kalaki ang bahay?
how big house
(How big is the house?)

2. The subordinating Conjunction BAGO

Bago

"before..."

(used for time)

e.g., Bago ako umalis, kumain muna ako.
(Before I left, I ate first.)

Magsipilyo ka muna bago matulog.
(Brush your teeth first before going to sleep.)

3. The MAGPA- Causative Affix

Another of the derivational affixes mentioned in Module 13 is the causative pa- affix.

Sentences with the causative affixes contains 2 agents: the causing agent and the natural agent. The causing agent does not do the action expressed by the verb - it causes someone (the natural agent) to carry out the action expressed by the verb.

In all sentences with causative verb, the causing agent expresses the agentive relationship with the verb. While the natural agent expresses the direction relation with the verb.

A variant of the pa- causative affix is the MAGPA- affixed verb, the causing agent is selected as the subject in the sentence. The natural agent may or may not be overtly expressed.

e.g., Nagpatahi si Joan ng damit sa modista.
 causing agent (subject) → natural agent
 (Joan had a dress made by the dressmaker.)

Nagpagawa ang nanay ng aparador kay Juan.
 causing agent (subject) → natural agent
 (Mother caused Juan to make a closet for her.)
 or
 (Mother had a closet made for her by Juan.)

In both e.g., the verbal predicate are in the completed action form.

MAGPA- affixed verb

Infinitive/Imperative: magpatahi magpagawa
 CA : nagpatahi nagpagawa
 NCA : nagpapatahi nagpapagawa
 NBA : magpapatahi magpapagawa

1.4. Culture NotesObtaining custom-made or special order.

Custom-made dresses or apparel can be obtained from a local seamstress or a tailor in most towns. Most tailors would have a small shop where they receive order but seamstresses are available mostly on a "home service " or on-call basis. Most towns and barrios would have an all-around carpenter, electrician, plumber, or mechanic who can do general repairs (e.g., roof leaks, faulty wiring, clogged sewer or minor mechanical troubles shooting) in most cases. More speacialized services such as cabinetry, appliance repair, electrical installation, or engine repair are harder to obtain.

In obtaining the commitment of service suppliers, it is important to ask for specific dates for delivery or completion of repairs. Filipinos have a much more relaxed view of time which tend to affect their sense of commitment. Therefore, always communicate a sense of urgency when setting delivery commitments: "I need this dress for a wedding party on Sunday" or "I need this dress for the visit of my relatives on the 22nd". In any case, it is a good advise to allow for anticipated delays by asking for delivery dates earlier than your actual needs.

Another good practice is to follow-up delivery commitments by checking on the progress of the work occasionally. The Filipino's sense of "hiya" (shame) will normally work in your favor if you gently remind the service supplier of his pending commitment. If nothing else, the follow-up will give you an indication of what to expect about the work when the deadline comes.

Part II. Activities

2.1. Gambits Exercise

Activity 1. With the help of your Language Helper or any native speaker. Practice the dialogue until you're able to do the exchange without glancing at it.

Activity 2. Now, complete the following dialogue by filling out the missing parts.

Situations: The PCT would like to have some furnitures made.

Characters: PCT and the Carpenter (K)

PCT: Gusto ko sanang magpagawa ng mesa at silya.

K: _____

PCT: Magkano lahat iyon?

K: _____

PCT: _____

K: Balikan mo sa isang linggo.

After a week . . .

PCT: Tapos na ba?

K: _____

PCT: _____

K: Kasi marami pa akong ginawang order.

PCT: _____

K: Sa Miyerkoles na lang.

On Wednesday

PCT: _____

K: Bakit, ano ang diperensya?

PCT: Masyadong mababa ang mesa.

K: _____

PCT: Sige, paki-deliver na lang kapag natapos.

2.2. Vocabulary Exercise

Activity 1. With the help of your Language Helper, find out what are the materials and tools that the following people need in doing their job:

1. modista -

2. mekaniko -

3. karpintero -

4. tubero -

Activity 2. Using the time expressions found in the content part of the vocabulary, answer the following questions.

1. Kailan ang IST ninyo?
2. Anong buwan ang birthday mo?
3. Pang-ilan ka sa pamilya?
4. Anong oras ka gumigising sa umaga?
5. Anong oras ka nagtutrabaho?
6. Anong araw nagsisimba ang Host Family mo?
7. Anong buwan ka dumating sa site mo?
8. Kailan ang Thanksgiving day sa Amerika?
9. Pang-ilang presidente ng Pilipinas si Cory Aquino?
10. Anong araw ang Pasko ngayong taon?

Activity 3. Matching Type

Match Column A with Column B. Write the letters on the blanks provided. (See Answer Key to check your answer.)

<u>Column A</u>	<u>Column B</u>
_____ 1. noong isang linggo	a. last Sunday
_____ 2. kamakalawa	b. this afternoon
_____ 3. ngayon	c. the day before yesterday
_____ 4. sa susunod na linggo	d. the day after tomorrow
_____ 5. noong isang Linggo	e. next year
_____ 6. ngayong hapon	f. last week
_____ 7. samakalawa	g. last night
_____ 8. mamayang gabi	h. today
_____ 9. sa isang taon	i. next year
_____ 10. kagabi	j. tonight
	k. now

2.3. Grammar Exercise

Activity 1. Supply the correct form of the adjective with the question word Gaano.

1. Gaano _____ (small) ang butas?
2. Gaano _____ (heavy) ang timbang mo?
3. gaano _____ (kind) ang host family mo?
4. Gaano _____ (difficult) ang trabaho mo?
5. Gaano _____ (big) ang bahay mo?
6. Gaano _____ (many) ang tao sa baryo mo?
7. Gaano _____ (tall) ang co-worker mo?
8. Gaano _____ (noisy) ang aso?
9. Gaano _____ (hardworking) ang mga Pilipino?
10. Gaano _____ (goodlooking) ang girlfriend/
boyfriend mo?

Activity 2. Sentence Completion

Please continue the following sentences.

1. Bago umalis ang co-worker ko . . .

2. Kumain muna si Mang Pedro bago . . .

3. Nagtrabaho muna ako sa hardin bago . . .

4. Bumili muna ako ng mantika bago . . .

5. Umulan muna bago . . .

6. Natulog muna siya bago . . .

Activity 3. Give the correct aspect of the MAGPA- verbal predicate and an appropriate time expression for each of the sentences below.

e.g., MAGPAPAGAWA (make, do) ako ng bagong bahay sa tabing ilog sa isang buwan.

1. _____ (sew) si Pamela ng damit para sa sayawan _____.
2. _____ (cook) ang nanay kay Aling Nena ng pansit para sa hapunan _____.
3. _____ (sat, tell) ang kapitan na hindi siya makakarating sa miting _____.
4. _____ (leave) ang mga pulis ng mga strikers sa harap ng U.S. Embassy _____.
5. _____ (get) ang Ate ng pera sa kwarto _____.
6. _____ (cut) ng buhok si Mike sa barbero _____.
7. _____ (help) ang mga mangingisda sa gobyerno dahil sa "red tide" _____.
8. _____ (change) ng tseke ang PCV's sa bangko _____.
9. _____ (lend money) ang kooperatiba sa mga magsasaka ng puhunan _____.
10. _____ (clean) ako ng kwarto sa katulong namin _____.

2.4. Culture Activity

Answer the following questions.

1. How could you get a firm commitment from a service supplier?
2. Knowing the Filipino concept of time, how could you make sure that a service supplier does the job when you need it done?
3. What advice could you give to another PCV or any foreigner so that he or she will not be caught unaware if ever they commit to a service supplier in the country?

2.5. Answer KeyVocabulary Exercise"Matching Type"

- | | |
|-----------|-------|
| 1. f | 6. b |
| 2. c | 7. d |
| 3. h or k | 8. j |
| 4. i | 9. e |
| 5. a | 10. g |

Grammar Exercise

- | | |
|-------------------------|----------------------------------|
| 1. Gaano <u>kaliit</u> | 6. Gaano <u>karami</u> |
| 2. Gaano <u>kabigat</u> | 7. Gaano <u>katangkad/kataas</u> |
| 3. Gaano <u>kabait</u> | 8. Gaano <u>kaingay</u> |
| 4. Gaano <u>kahirap</u> | 9. Gaano <u>kasipag</u> |
| 5. Gaano <u>kalaki</u> | 10. Gaano <u>kaganda/kagwapo</u> |

Culture Activity

- by asking or stating specific dates for delivery
- always communicate urgency when setting delivery commitments
 e.g., I need this completed by the 23rd because my relatives are coming to visit on the 24th.
- one should anticipate delays.

TAGALOG
Language Correspondence Course
CELP - Module No. 21

TOPIC: Shopping

TASK : Making or Arranging repairs and/or servicing of items

Part I. Content

1.1. Competencies

- a. To describe a repair problem

Gambits

On Housing:

TUMUTULO ANG BUBONG.
dripping roof
(The roof is leaking.)

SIRA ANG KANDADO NG PINTO KO.
broken lock of door my
(My door lock is broken.)

UMUUGA ANG MESA NAMIN.
not firm, shaky table our
(Our table is uneven.)

BUTAS ANG DINGDING.
has a hole wall
(The wall is broken./There's
a hole in the wall.)

AYAW UMILAW ANG BOMBILYA
not like to light light bulb
SA SALAS.
in living room
(The light bulb in the sala won't
light.)

- b. To ask if repair/
servicing can be
done by oneself

KAYA KO BANG GAWIN ITO?
able I to do this
(Can I do this myself?)

PWEDE BANG AKO ANG MAG-AYOS NITO?
can I fix this
(Can I fix/repair this myself?)

c. To state if repair/servicing can be done by

KAYANG-KAYA MO IYAN.
able you that
(Sure, there's not much to it.)

MADALI LANG IYAN.
easy just that
(Sure, it's easy.)

KAILANGANG IPAGAWA MO IYAN
need have it done you that
SA mekaniko.
(You better have it fixed by a mechanic.)

d. To ask how to do repair/servicing by oneself

PAANO KO GAGAWIN ITO?
how I will do this
(How will I do this?)

ANONG GAGAWIN KO DITO?
what will do I here
(What should I do to fix this?)

e. To give instructions about repair/servicing

INGATAN MO LANG IYUNG _____
take care you just
(Be careful in handling the ____.)

f. To ask for/give directions to repair or service shop

TUMAWAG KA NG specialized service.
call you
(Better call a/an ____.)

g. To ask if repair/servicing can be done by the shop

GUMAGAWA BA KAYO NG (broken item)?
do,make you(plural)
(Can you fix the ____.)

h. To state that repair/servicing can/cannot be done

OHO.
(Yes, with respect.)

HINDI KAMI GUMAGAWA NIYAN.
not we do, fix that
(We don't fix/do that here.)

- i. To ask for the cost of repair/servicing job and any maintenance product
- MAGKANO HO ANG PA-REPAIR
 how much have something fixed
 NG SIRANG (item)?
 (How much will it cost to have a broken _____ repaired?)
- MAGKANO NA NGAYON ANG
 how much already now
 ISANG PIYESA?
 one piece
 (How much does one (item needed)
cost now?)
- j. To state the cost of repair/servicing job and any maintenance product
- MGA ₱ _____
 (Around _____.)
- AABUTIN NG ₱ _____
 will reach _____
 (It may be about _____.)
- k. To bargain cost of repair/servicing . . .
- WALA BANG BAWAS/TAWAD?
 none discount
 (Is there no discount?)
- ₱ _____ NA LANG.
 just
 (Can I just pay ₱ for it?)
- BAWASAN MO NAMAN.
 lessen you
 (Please give me a discount.)
- l. To ask when repair/servicing will be completed
- KAILAN HO ITO MATATAPOS?
 when this will be finished
 (When will it be finished?)
- m. To state when repair/servicing will be completed
- BALIKAN MO SA (time period).
 return you on
 (Come back for it on _____.)
- BAKA SA (time period).
 (Maybe in _____.)

- | | |
|---|---|
| n. To address delay
in repair/service
job | BAKIT ANG TAGAL NAMAN?
why long (time)
(Why is it taking too long?) |
| | HINDI PA BA TAPOS/GAWA?
not yet finished/done
(Is it not fixed/finished yet?) |
| To address incor-
rect repair work/
service job | AYAW PA RIN GUMANA NG <u>item</u>
not like also function
<u>repaired</u> .
(The _____ would still not
work/function.) |

Dialogue

- A: Fernan, ayaw nang umilaw ang bombilya sa salas.
(Fernan, the light bulb in the sala won't light.)
- B: Pwede bang ayusin ko ito?
(Can I fix it ?)
- A: Hindi, tumawag ka ng elektrisyan.
(No, you'd better call an electrician.)
- B: Saan ako tatawag ng elektrisyan?
(Where can I get an electrician?)
- A: Sa Baby's Electrical Shop sa Solano.
(At Baby's Electrical Shop at Solano.)

(Later . . .)

- B: Mang Juan, maaayos mo kaya ito?
(Mang Juan, can you repair/fix this?)
- C: Siyempre, bagong fuse lang ang kailangan dito.
(Of course, it just need a new fuse.)
- B: Magkano ang isang fuse?
(How much is the fuse?)

- C: Limang piso ang isa.
(₱5.00 ang isa.)
- B: Magkano naman ang ibabayad ko sa inyo?
(How much should I pay you?)
- C: Kayo po ang bahala.
(It's up to you.)
- B: Tama na ba ang sampung piso?
(Is ₱ 10.00 enough?)
- C: Basta ikaw, sige.
(That's okay, it's you anyway.)
- B: Salamat. Gaano katagal bago ito maayos?
(Thanks. When can you finish this?)
- C: Siguro, sa isang oras.
(Maybe, in an hour.)

(After an hour . . .)

- B: Matagal pa ba?
(Will it still take longer?)
- C: Oo, kasi may napatid palang alambre.
(Yes, because there was a detached wire inside.)
- B: Hindi bale, basta maayos lang.
(Never mind, as long as it's fixed.)

1.2. VocabularyNouns

bubong	(roof)	/bu bo'ng/
kandado	(lock)	/kan da' do/
dingding	(wall)	/ding di'ng/
pinto	(door)	/pin to'/
bombilya	(light bulb)	/bom bi'l ya/
alambre	(wire)	/a la'm bre/

Adjective

sira	(broken)	/si ra'/
butas	(having a hole)	/bu ta's/
madali	(easy)	/ma da li'/
matagal	(long, as in time)	/ma ta ga'l/

Verbs

tumutulo	(leaking, dripping, NCA, objective w/o agent)	/tu mu tu' lo/
umuuga	(moving, shaky, NCA, objective w/o agent)	/u mu' u ga/
umilaw	(to light, infinitive, objective w/o agent) (lighted, CA, objective without agent)	/u mi' law/
mag-ayos	(to fix, repair, infinitive, agentive)	/mag a' yos/
ipagawa	(to have something done/ fixed, infinitive, objective, causative)	/i pa ga wa'/
gagawin	(will do/make, NBA, objective)	/ga' ga win/
ingatan	(to take care of, infinitive, objective and directional)	/i nga' tan/
tumawag	(to call, infinitive, agentive) (called, CA, agentive)	/tu ma' wag/

aabutin (will reach, NBA, objective) /a a bu ti'n or
a a bu' tin/
bawasan (to lessen, infinitive, objective and directional) /ba wa' san/
balikan (to return for, infinitive, objective, and directional) /ba li ka'n/
matatapos (will be finished, NBA, objective) /ma ta ta' pos/
ibabayad (will pay, NBA, objective) /i ba ba' yad/
napatid (break/detach, CA, objective) /na pa' tid/

Pseudoverbs

kailangan (need) /ka i la' ngan/
pwede (can, able to) /pwe' de/
ayaw (not like) /a' yaw/

Others

kaya (able to do something easily) /ka' ya/
kayang-kaya (will able to do something) /ka yang ka' ya/
kaya (particle expressing uncertainty) /ka ya'/

1.3. Grammar Notes

1. Use of Prepositional Phrase as Expansion in Sentences

In Module 4, we have discussed expansion of the subject by the use of modifiers (adj. or adv.). Another way of expanding both the predicate and subject of the sentences is by the use of prepositional phrases.

e.g., for location/direction

sa + noun
sa sala (in the sala)
nasa + noun
nasa sala (in the sala)

sa/nasa + preposition
sa / nasa loob (inside)

for time

sa Linggo (on Sunday)
sa isang buwan (next month)
noong isang taon (last year)

2. The IPA- Causative Affix

With the ipa- affixed verb, the object of the action expressed by the verb may be selected as the subject of the sentence. Again, the natural agent (which has a directional relationship) with the verb may not be overtly expressed.

e.g., Kailangang ipagawa mo ivan.

subject demonstrative
pronoun

subject-object

(You need to have that repaired/fixed.)

Ipa-ayos ninyo ang sirang ilaw kay Jose.

subject-object

(Have the light bulb fixed by Jose.)

IPAGAWA

IPA-AYOS

Infinitive/Imperative: ipagawa
CA : ipinagawa
NCA : ipinapagawa or
ipina gagawa
NBA : ipapagawa or
ipa gagawa

ipa-ayos
ipina-ayos
ipinapa-ayos or
ipina-aayos
ipapa-ayos or
ipa-aayos

1.4. Culture NotesMaking or Arranging Repairs and/or Servicing Items.

In seeking assistance to undertake minor repair of household items (e.g., leaking roof, rocking table, unserviceable lamp, etc.), it is good to ask around for the names of people who can do the job. In small towns and barrios, these all-around repairmen would be easily known. In describing repair problem, it is necessary to identify the type of repair or servicing you require, that is whether you want a replacement of a wornpart or a temporary repair which tends to fix the problem temporarily. For example, instead of replacing a weak and worn out roof sheet, the local repairmen might do a patch-up work using a roof sealant, to temporarily plug the roof leaks. This remedial (as opposed to preventive) approach to maintenance is generally referred to as "pansamantala" (in the meantime) or temporary repair.

When asked about the cost of minor repairs or minor service jobs, it is possible for a Filipino to answer with: "Kayo na ho ang bahala" (It's to you Sir.). Not desiring to appear very businesslike, the Filipino repairman will leave it to the customer's sense of fairness to decide the right amount. This is especially true between a customer and a service supplier who are close acquaintances. In this case, the service person does not already established between him and the customer.

Part II. Activity

2.1. Gambits Exercise

Activity 1. Write down an appropriate gambit for each of the short situations below:

1. You're describing to the carpenter the damage on your wall.

(Ans.) _____

2. You're explaining to a locksmith what happened to your door.

(Ans.) _____

3. You're asking someone for instructions to fix your door yourself.

(Ans.) _____

4. You'd like to know how much the service repair of your door is going to cost you before you commit yourself to the repairman.

(Ans.) _____

5. You'd want to know which person could help you with your leaking faucet.

(Ans.) _____

6. How would you politely ask your plumber to re-do the job he has done on your faucet because it's still leaking?

(Ans.) _____

Activity 2. Reading Comprehensin

Malapit na ang tag-ulan. Inisip ng mga mag-asawang Rick at Katie na ipagawa na ang kanilang bubong dahil tumutulo ito kung malakas ang ulan. May konti silang perang inipon at ito ang gagamitin nila para panggastos.

Isang araw, pumunta si Rick sa shop ng kaibigan niyang si Fred para sabihin ang problema niya. Nangako si Fred na pupunta sa bahay nina Rick para tingnan ang magagawa niya.

Nang dumating si Fred, umakyat sila ni Rick sa bubong at tiningnan ito. Nakita ni Fred na puro kalawang na ang yero at sira na ang alunod. Kailangang palitan na ang yero at alunod.

Tinanong ni Rick kung magkano ang yero at alunod ngayon. Nagbigay ng presyo si Fred pero sinabing depende ang presyo sa klase ng yerong bibilhin. Tinanong din ni Rick ang kaibigan niya kung magkano ang singil niya sa ganitong serbisyo. Dahil sa magkaibigan naman sila, sinabi ni Fred na si Rick na ang bahala kung magakano ang ibabayad sa kanya.

Kinagabihan, nag-usap ang mag-asawa at nagkasundo silang 'yung segunda-mano na yero na lang ang bilhin dahil kukulangin sila ng pera kung primera klase pa ang bibilhin. At kinabukasan, lumakad si Rick sa bayan para bumili ng yero at alunod.

Hindi nagtagal at napalitan na ang bubong nin Rick at Katie. Ngayon ay handa na sila para sa darating na tag-ulan.

Mga Tanong:

1. Bakit inisip nina Rick at Katie na ipagawa ang kanilang bubong?

- ...13
2. Paano nila ipapagawa ang bubong nila?
 3. Sino ang gagawa ng bubong ng mag-asawa?
 4. Ano ang diperensya ng bubong nila?
 5. Ano ang kailangang gawin tungkol dito?
 6. Magkano ang singil ni fred para sa kanyang serbisyo?
 7. Anong klaseng bubong ang bibilhin ng mag-asawa at bakit?
 8. Tama ang kanilang desisyon sa pagbili ng ganoong bubong, sa palagay mo?

Activity 2. Fill-in the blanks with an appropriate vocabulary word from the list in the content guideline. Ask your LH to check your answers.

1. Siguro _____ ng isang daang piso ang gastos.
2. _____ ang bubong kung malakas ang ulan.
3. _____ mo ang sirang gripo sa tubero.
4. Kailangang _____ ako ng mekaniko.
5. Ayaw nang _____ ng bombilya sa kwarto ko.
6. _____ mong gawin iyan kasi madali lang.
7. Sira ang _____ ng kusina.
8. Magkano ang _____ ko para sa serbisyo mo?

2.3. Grammar Exercise

Activity 2. Below are simple sentences. With the use of prepositional phrases (either for time or for location) expand either the predicate or the subject.

e.g., umuulan.
Umuulan sa Maynila. (expanded sentence)

1. Bumili ang nanay ng prutas.
2. Pumunta kami sa Maynila.
3. Mahaba ang traffic.
4. Matatapos na ang bagong bahay.
5. Kumuha ako ng pera sa bangko.
6. Dadating sira Ann at Sheila.
7. Magkano ang isda?
8. Nagbibigay si John ng bulaklak kay Tracy.

Activity 2. Give the correct IPA- affixed verb form as indicated in _____ and then give the English translation of the sentences.

e.g., _____ ko kay Delia ang damit ko sa modista.

kuha - CA = ipinakuha

(I had Delia get my dress from the dressmaker.)

1. _____ ng Ate sa katulong ang pagkain sa palengke ngayon. (bili - NCA)
2. _____ ng mga pulis ang mga tindera sa bangketa. (alis - CA)
3. _____ ng magsasaka ang lupa para magtanim. (hukay - NBA)
4. Ayaw ng pamahalaang _____ ang mga puno. (putol - infinitive)
5. Gusto naming _____ ang bahay dahil may bisitang darating. (ayos - infinitive)
6. _____ ni Daniel ang kanyang bagong bahay sa Narra. (gawa - NCA)
7. _____ ni Troy kay June ang kotse niya. (gamit - CA)
8. _____ ko ang mga bintana kahapon. (linis - CA)
9. _____ ng nanay ang gamot sa bata. (inom - NBA)
10. _____ niya ang nawawalang aso sa mga pulis. (hanap - NCA)

Activity 3. For each root verb above, try conjugating them into 3 aspects and the infinitive form.

2.4. Answer KeyVocabulary Exercise

Activity 1.

1. tumutulo
2. ingatan
3. sirang
4. tumawag
5. butas
6. matatapos
7. kailangan
8. umuugang
9. alambre
10. kandado

Grammar Exercise

Activity 2.

1. Ipinapabili or Ipinabibili
English: Ate is having the maid buy the food at the market now.
2. Ipina-alis
English: The policeman had the vendors leave the sidewalk./The police drove away vendors on the sidewalk.
3. Ipahuhukay or Ipapahukay
English: The farmers will have the soil dig for planting (later).
4. Ipaputol
English: The government doesn't want the trees cut.
5. Ipaayos
English: We would like to have the house fixed because there are visitors coming.
6. Ipinagagawa or Ipinapagawa
English: Daniel is having his new house made in Narra.
7. Ipinagamit
English: Troy let Jim use his car./ Troy had Jim use his car.

8. Ipinalinis
English: I had the windows cleaned yesterday.
9. Ipapainom or Ipainom
English: Mother will let the child drink medicine.
10. Ipinahahanap or Ipinapahanap
English: He/She is having the police look for his/her lost dog.

Activity 3.

1. bili (to buy) ipabili - inf.
ipinabili - CA
ipinabibili/ipinapabili - NCA
ipapabili/ipabibili - NBA
2. alis (to leave) ipaalis - Inf.
(to drive away) ipinaalis - CA
ipinaaalis/ipinapaalis - NCA
ipapaalis/ipaaalis - NBA
3. hukay (to dig) ipahukay - inf.
ipinahukay - CA
ipinapahukay/ipinahuhukay - NCA
ipapahukay/ipahuhukay - NBA
4. putol (to cut) ipaputol - inf.
ipinaputol - CA
ipinapuputol/ipinapaputol - NCA
ipapaputol/ipapuputol - NBA
5. ayos (to fix) ipaayos - Inf.
ipinaayos - CA
ipinaaayos/ipinapaayos - NCA
ipapaayos/ipaaayos - NBA
6. gawa (to make) ipagawa - Inf.
ipinagawa - CA
ipinapagawa/ipinagagawa - NCA
ipapagawa/ipapagawa - NBA

- 7. gamit (to use) ipagamit - Inf.
 ipinagamit - CA
 ipinagagamit/ipinapagamit - NCA
 ipapagamit/ipagagamit - NBA

- 8. linis (to clean) ipalinis - Inf.
 ipinalinis - CA
 ipinapalinis/ipinalilinis - NCA
 ipapalinis/ipalilinis - NBA

- 9. inom (to drink) ipainom - Inf.
 ipinainom - CA
 ipinapainom/ipinaiinom - NCA
 ipapainom/ipaiinom - NBA

- 10. hanap (to look for) ipahanap - Inf.
 ipinahanap - CA
 ipinahahanap/ipinapahanap - NCA
 ipapahanap/ipahahanap - NBA