

Peace Corps

*Moba O.P.L. Workbook
(oral proficiency learning*



Acknowledgement

Peace Corps Togo is very pleased to present the first ever Moba local language manual to Peace Corps Togo Trainees and Volunteers. This manual has become a reality due to the meticulous work of many people.

The training team expresses its deepest gratitude to the Peace Corps Togo Country Director Rebekah Brown LEE, for supporting and encouraging the materials development in local languages. Her support is tremendous.

The team is grateful to Peace Corps Togo Admin Officer, Priscilla Ashamu Sampil and all the Administrative Staff, for their logistical support and for having made funds available for this material development.

A genuine appreciation to the language Testing Specialist Mildred Rivera-Martinez , to the Training Specialist Rasa Edwards, to Stacy Cummings Technical Training specialist, and to all the training Staff from the center for their advice and assistance.

A sincere gratitude to Peace Corps Togo Training Manager Blandine Samani-Zozo, for her guidance and lively participation in the manual development.

A word of recognition to all Peace Corps Volunteers who worked assiduously with the training team by offering their input.

Congratulations to Trainers Cyrille Lamboni DOUBONG, Sarah GOE and the Training Secretary Jean B. KPADENOU who have worked diligently and conscientiously to develop this manual.

To the learner

Congratulations to all of you Peace Corps Trainees and Volunteers for your acceptance to learn a new language. Of course learning a new language is not easy, but with dedication you will make and achieve your goals.

This manual is competency based and contains useful expressions related to all training components such as technique, health, safety and security. This will build up your ability to communicate in local language and will bring you closer to the community with which you will work.

This capacity will also enable you to know your community better. You will participate effectively and with increased personal satisfaction in the type of cultural and technical exchange that Peace Corps has been advocating for since its creation.

Some suggestions for succeeding in this learning process is being receptive and taking risks. Use the new language, analyse it and be methodic. Search for new words with friends, host families or counterparts.

The training staff invites you to share your comments in the event that it becomes necessary to revise the material. Any kind of feedback would be most welcomed. Send it to:

Peace Corps Togo Training Manager
PO Box: 3194
Lomé, Togo

Have fun and enjoy using this manual

Table of Contents

	Page
Acknowledgement -----	i
To the learner -----	ii
The Moba alphabet -----	1
Lesson 1: Greetings -----	3
Lesson 2: Introduce oneself and someone else -----	10
Lesson 3: Introduce one's family -----	17
Lesson 4: Buying essential items -----	28
Lesson 5: Talk about food habits of the host country -----	37
Lesson 6: Invite someone, accept or decline an invitation -----	46
Lesson 7: Talk about daily activities -----	52
Lesson 8: Ask for and give direction and time -----	59
Lesson 9: Talk about transportation -----	68
Lesson 10: Talk about one's state of health -----	73
Lesson 11: Express one's sympathy in a happy or sad event -----	79
Lesson 12: Ask for help in an emergency case -----	83
Lesson 13: Talk about his/her work -----	87
Useful expressions -----	92
English to Moba glossary -----	95

The moba alphabet

A	Ã	B	C	D	E	Ê	Ɛ		F	G	H
a	ã	b	c	d	e	ě	ε	ε	f	g	h

I	Ĩ	L	Ĩ	J	K	L	M	N	ŋ	O	Õ
i	l	l	ĩ	j	k	l	m	n	ŋ	o	õ

O		P	S	T	R	U	V	W	Y
o		p	s	t	r	u	v	w	y

Some of the sounds do not exist in English.

Short vowels are represented by one letter and long vowels are represented by two letters.

Letter	Pronunciation (similar sound in English)	Moba example	English translation
a	bat	bád	chief
ã		tãd	ground
b	bat	bá	father
c	chair	ciécié	bike
d	dog	dóg	country
e	date	len	discount
ê		piê	white
ε	bet	lε	ten
		ji	potassium
f	farm	fɪdl	lamp
g	go	gigàn	drum
h	have	hál	up to...
i	feel	píig	white
l	bit	dɪb	millet
ĩ		kpĩd	sauce
ii		tiig	tree
k	kaki	kankadl	hyena
l	Lády	liédl	shirt

Letter	Pronunciation (similar sound in English)	Moba example	English translation
m	may	mānu	sweetness
n	no	na	mother
ŋ		ŋāānu	broom
o	no	kolg	chicken
ō		bōkobuf	animal
ɔ	log	sɔnú	way/path
		b	stream
p	price	pālu	strenght
s	Site	síbit	Saturday
t	towel	tābā	tobacco
u	look	júg	knife
u(nasal)		guguod	cotton
uu		kūūl	hoe
w		wāāt	children
y	yes	yāból	lion
kp		kpāāb	farm
gb		gban	belt
ny		nyɔbg	crocodile
ŋm		ŋmālig	moon

Tones

The moba language is tonal and uses at least three main tones:

- High
- medium
- Low

The tilde “~” is the symbol for a nasal sound.

Lesson 1

Greetings



Objectives: After studying this lesson, trainees will be able to:

- 1) Use the specific vocabulary related to greetings to greet people at the different times of the day
- 2) Use the specific verbs in the present tense
- 3) Discuss cultural notes related to greeting
- 4) Ensure their own security through interpersonal relationships
- 5) Practice greetings in the community while respecting the social and cultural norms

Dialogue

Pamela meets Kondjit at the post office around eight in the morning and she greets her.

Pamela: Cāná, dūān gūám!
Kondjit: Á wō dūák l mán ĩ?
Pamela: Lāāfiε !
Kondjit: Siε-yóg nnyā
Pamela: Nfá

Dialogue in English:

Pamela: Good morning, Madam
Kondjit: How do you feel?
Pamela: Fine
Kondjit: See you later
Pamela: Thanks!

Cultural and safety and security notes

- *Greeting is a moral and social obligation that should not be neglected. It's a sign of respect.*
- *You greet people first before you talk about anything else.*
- *For an elder, a chief or a notable...you bend down or genuflect while greeting*
- *You don't snap fingers with elders and women*
- *You initiate greeting with elders but not hand shaking.*
- *Greeting is not only to ask about people's state of health but also to show interest in a person or to engage someone in the conversation.*
- *A greeting eases your integration and acceptance in the community. Therefore people are ready to help you whenever you have a problem or a safety and security issue.*

Words and useful expressions

Different greetings

- | | | |
|------------|------------|--------------------|
| ➤ Dūã gūám | (06h-11h) | good morning |
| ➤ Tún-pó | (11h-16h) | good afternoon |
| ➤ Juóg -pó | 16h-18h) | good evening |
| ➤ yē nyiɔg | (18h... .) | good evening/night |

Periods of the day

- | | |
|----------------|----------------|
| ➤ Síḡàòg | morning |
| ➤ Síḡàòg -níḡ | in the morning |
| ➤ Yēsìg | noon |
| ➤ Da(juog) | evening |
| ➤ Da(juog) -po | in the evening |
| ➤ Nyiɔg | night |
| ➤ Nyiɔg | in the night |

Titles

- | | |
|------------------------|----------------------------|
| ➤ Cāná | madam, old woman |
| ➤ Cābá | mister, old man |
| ➤ Sípáã | young lady |
| ➤ Nāsī | young man |
| ➤ Díné | to day |
| ➤ won (mbá bāāt) | tomorrow |
| ➤ won (mbá wõ gál) | yesterday |
| ➤ díné tie bε dal ̂ε | what's the date of today? |
| ➤ Won tie bε dal ̂ε | what the date of tomorrow? |
| ➤ Won wõ tie bε dal ̂ε | what's yesterday's date |
| ➤ Larb-dal | the day of Wednesday |

Verbs

- | | |
|--------|--------------------------|
| Bé | to be (location), exist. |
| ➤ Dūá | to lie down |
| ➤ Gūã | to sleep |
| ➤ Fiil | to get up |

Expressions

➤ A wǒ dūá k l mán ^h i?	did you have a good night?
➤ yě soml-mǎ	welcome
➤ Cēn - cēn	welcome
➤ biēla	welcome
➤ Yě soml -mǎ	welcome (you plural)
➤ Gūǎ tó m	come/be back early
➤ Tó m	early/quick
➤ Gád guǎ	go and come
➤ A som lǎāfié !	safe journey
➤ Lǎāfié	fine
➤ n wǒ dūá lǎāfié / n wǒ dūá mǎnu	I slept well
➤ A be lǎāfié ε ?	are you fine
➤ Lǎāfié be ^h i?	are you fine
➤ A be	are you
➤ Lǎāfié	health
➤ A be lǎāfié ε ?	do you have a good health?
➤ Níη	in
➤ Pó	about
➤ Jūóg-pó	what about the evening
➤ L mǎ	ok, fine
➤ Bíg/bít	child/children
➤ L mǎ bít ^h i?	how are the children doing?
➤ ηāāg	house/home
➤ ηāāg - yāb ^h i?	what about the people of the house?
➤ ηāāg	one's house/home
➤ A ηāāg	your house/home
➤ A ηāāg -nib ^h i?	what about the people of your house?
➤ B be lǎāfié	they are fine
➤ Tuon	work/office
➤ Tuon-niη	at the work place/at the office
➤ Tuon pó	what about the office/work
➤ Puó	wife/woman
➤ ηaapuó	spouse
➤ a ηaapuoo ?	what about your spouse?
➤ Lebuol	there
➤ A be lebuol ^h i?	are you there?
➤ k fín ^h i ?	and you?

- | | |
|----------------|-------------------|
| ➤ Nyicg nman ! | have a good night |
| ➤ Won nnyã | see you tomorrow |
| ➤ dasiel nnyã | see you some day |

Exercises

1) How do you greet?

From 6:00 am -11:00 am
 From 11:00am -16:00
 From 16:00 -18:00
 From 18:00-

2) Give the name of the following days and their corresponding name:

Wednesday
 Friday
 Sunday
 Tuesday
 Saturday

- 3) You take a walk around 4:30 pm; you meet the Director of the secondary school of your site. Greet him appropriately.
- 4) After the class you meet the Chief of the village at 12:30. Greet him and tell him goodbye.
- 5) At noon you see a woman near your house. Greet her and say good bye.

Grammar notes

The subject pronouns

Moba	English
n	I
a	you
u (wu)	She/he
t (ti)	we
I (yi)	you
b	they

Exercises

1) Complete the following dialogue and practice it with your classmate

A: ----- wō dūá k l man ^ii?

B: -----

A: ----- bit --?

B: -----lāāfiε

A: ----- a ---puo o ?

B: Laafie

A: Nfa.

2) Use the following expressions to ask questions:

- lāāfiε
- tuon
- Paul (be) lāāfiε
- dūā

3) Rearrange the following sentences:

- i / lāāfiε ε ?/ be
- po/ juog / i
- yab / a / ηāāg /l ?
- tunt / a / lāāfiεε ?

4) Answer the following questions with the correct forms of the verb “be”= to be

- A (be) lāāfiε ε ? _____

- U (be) lāāfiε ε ? _____

- I (be) lāāfiε ε ? _____

- B (be) lāāfiε ε ? _____

5) Answer the following questions

- A tuon pó ? _____

- A ηaapu o ? _____

- A nātáni ĩ ? _____
- Sabine be lāāfiε ε ? _____
- A wō duā k l mǎn i ? _____
- A gbānu níη i ? _____
- Amerika yááb i? _____

6) Build a dialogue with the following expressions

- a ηāāpuo / yě juog- mǎ
- limi- yááb i? / yě soml.

Situation

Your host father came back from Paris, greet him and ask about his trip.

TDA: Approach a host family member. Greet her/him and respond to the greetings accordingly. Write down all new vocabulary you heard for next class.

Lesson 2

Introduce oneself and someone else



Objectives

After studying the lesson on introductions, trainees will be able to:

- 1) Use the vocabulary related to introducing oneself and someone else
- 2) Ask questions concerning someone's identity
- 3) Use specific verbs of introduction in the present tense
- 4) Discuss cultural notes related to introduction
- 5) Introduce oneself to a member of the host family and collect information about him/her

Dialogue:

Rubi, a Peace Corps volunteer introduces herself and her friend Pam to a counterpart.

- Rubi: Tún-pó
Kondjit: A túnt k l mǎn ĩ ?
Rubi: Lāāfiε. B yi a bε ?
Kondjit: B yi'n Kondjit, k fín i ?
Rubi: B yi Rubi.
Kondjit: A nyiε lε ?
Rubi: N nyiε Amerikā
Kondjit: A suā bε ?
Rubi: N suā yē Corps de la Paix. Yamboāt totl-tuosunāTuon.
N lua-nε, b yi ĩug Pam. U nyiε Colorado, Amerikā tiη-niη.
U mɔ tie Corps de la Paix, yamboāt totl tuósun ε.
Kpondjit: L ηā. Yē soml-mā.
Rubi: -yog nnyā.

Dialogue in English:

- Rubi: Good afternoon; Kondjit
Kondjit: Good afternoon. How are you?
Rubi: I'm fine. What is your name?
Kondjit: My name is Kondjit. And you?
Rubi: My name is Rubi
Kondjit: Where do you come from?
Rubi: I come from America.
Kondjit: What are you doing?
Rubi: I am a Peace Corps Volunteer. This is my friend,
Her name is Pam. She comes from Colorado in America.
She is also a Peace Corps volunteer.
Kondjit: Good, welcome!
Rubi: See you later.

Cultural and safety and security notes

- *In general presentation is not automatic; to know someone's name you have to ask for it.*
- *The first name, when it's not a christian name corresponds to the day of the week on which you are born (see table below)*
- *For most it is traditional name (either initiation name like Laré, Kombaté or theophoric name like Yendoubé, Yeendoukoi...)*
- *A way to show respect is to avoid calling people directly by their name but you precede the name by words like:
"cāba" for old men
"cāna" for old women*
- *Bearing a local name as a stranger is a sign of integration*

Days of the week and their corresponding names

Days	English translation	Male's name	Female's name
Tani	Monday	Tani	Tani
Talafa	Tuesday	Talat	Talat
Larba	Wednesday	Larba	Larba
Lamusa	Thursday	Lamusa	Lamusa
ŋaljuma	Friday	ŋaljum	ŋaljum
Síbít	Saturday	Síbít	Asibi
Lad	Sunday	Ladi	Ladi

Words and useful expression

Nationality/origin:

- | | |
|-------------------------|-----------------|
| ➤ Amerikābig/Amerikāyuá | American |
| ➤ Togobig/Togoyuá | Togolese |
| ➤ Falentyuā | French |
| ➤ Jilentyuā | English |
| ➤ Beninbig/Beninyuā | Beninese |
| ➤ Ghanabig/Ghanayuā | Ghanaian |
| ➤ Togobit/Togoyab | Togolese people |
| ➤ Amerikabit/Amerikayab | Americans |
| ➤ Falentyab | French people |
| ➤ Jilentyab | English people |

Verbs

➤ Be	to be (exist)
➤ Nyie	to come from
➤ Sũ	to work
➤ Tie	to be (profession/title)
➤ Yiĩ	to call/to be called

Expressions

➤ B yi'n	(people) call me/they call me
➤ N sãn...	my name is...
➤ Bε	what (how)
➤ B yi a bε ?	(how do they call you?)
➤ B yi úg bε ?	what's your name?
➤ N nyie Colorado	(how do they call him?)
➤ Lε ?	what's his name?
➤ A nyie lε ?	I come from Colorado
➤ N tie	where ?
➤ N tie Togoyuā	where do you come from?
➤ Yuā	I am
➤ Lεpo i?	I am Togolese
➤ A tie lεpá yuá ε ?	nationality/origin
➤ Yamboāt	where (origin) ?
➤ Tótl	where are you from?
➤ Tuon	will/to have the choice to
➤ Tótl-tuon	help
➤ Tótltuósun	work
➤ Yamboāt-tótl	help work
➤ Yambt-tótl-tuósun	help worker
➤ Sũ	free help/will help
➤ A suā	volunteer
➤ Tuõ-bε	to work
➤ Bāt	you are working (doing)
➤ Kpāāl(ɔ)	what kind of work...
➤ Kālātubig	chief
➤ Dɔktā	farmer
➤ Máájá	schoolboy/girl
➤ Cicā	doctor/medical personal
➤ Miεdl	Blacksmith
➤ Dɔlb (a)	teacher
	teacher
	driver

- Nāsálá tuó–sun civil servant
- Kāpīta carpenter
- Nylíná dɔktā dentist
- Nlɛtblɔ traditional doctor
- kpēkpēdl trader

Exercises:

1) Answer the following questions

- B yi a bε? _____
- B yi ug bε? _____
- A nyiε lε? _____
- A tie lε pó yua ε? _____
- A suā bε? _____

2) Make sentences with these words:

Kalatu - yua - n tie- n nyiε -yí

- 3) Use the same words to build a dialogue and practice it with a Moba speaker.**
- 4) You meet someone at nine. Greet him and introduce yourself to him.**
- 5) You are at the buvette and someone comes to you and greets you. Answer the greeting and ask questions to get to know him/her better.**

Grammar notes:

1) The plural of words in Moba

The plural form of nouns in Moba does not follow the same rule. According to the various classes of nouns, each class has its plural form.

- a) the class of liquid ending with “m” has no plural form:**

Singular	Plural	Translation
nyum	nyum	water
Kpam	Kpam	<u>oil</u>
Biim	biim	milk

b) the class of names ending with “g”

Singular	Plural	Translation
tig	tidi	Tree/trees

2) Verbs

There is no specific ending that characterizes verbs in Moba.

Example:	tie	to be
N	tie togoyuá	I'm a Togolese
A	tie togoyuá	you are a togolese
U	tie togoyuá	she/he is a togolese
T	tie togoyab	we are Togolese people
I	tie togoyab	you are Togolese people
B	tie togoyab	they are Togolese people

Exercises

1) Answer these questions using the correct form of the verb:

- a (tie) le pó yua ε ? _____
- b (nyie) le? _____
- b (tie) be _____

2) Make a sentence with each of the words below:

Falentyab - nasara tuon sunu - amerikayua -dokta - malja

3) Rearrange the words in the following sentences:

- yuá/ Ghána / u tie

- n / b yi / Tóm

- niη / Falent / n nyie / tiη

- yamboāt / tótl / tuon / Corps de la Paix / tie

4) Complete the dialogue and practice it with your classmate:

A- b yi a bæ ?

B- b yi n -----?

A- a nyie læ

B- -----

5) Translate into Moba

a) I am a Peace Corps Volunteer

b) She is an American

c) He is a Togolese

d) You are from Blitta

e) Her name is Alice

f) You are a doctor

Situation 1

Your friend Jen pays you a visit. Introduce her to your host family.

Situation 2

The women's association of your post invites you to facilitate a meeting. Introduce yourself to the group

TDA

Go to Mr X/ Mrs X

Introduce yourself to him/her and get information about his/her origin, nationality and profession. Come and share the new experiences.

Lesson 3

Present one's family

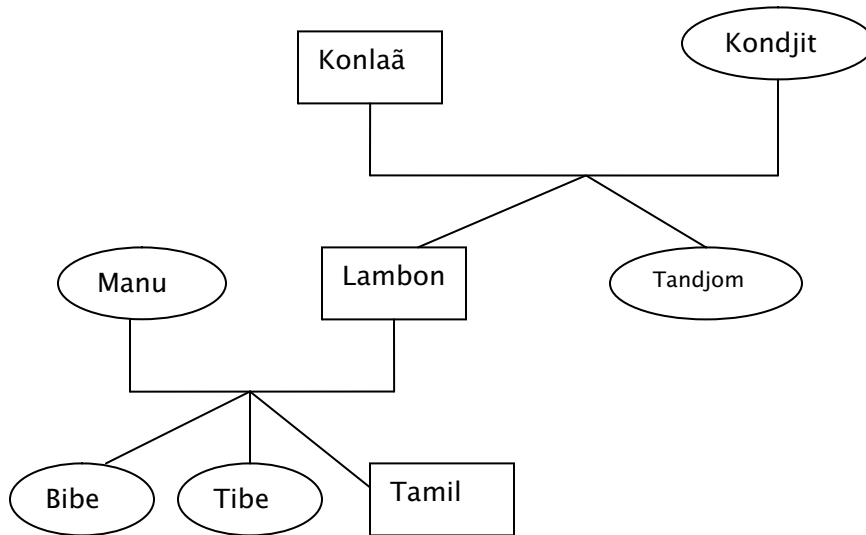


Ojectives:

After studying the lesson on “introducing one’s family” trainees will be able to:

- 1) Use the vocabulary related to family relationships and the numbers from one to twenty to introduce their family
- 2) Use the possessive adjectives and the negative structure to introduce their family members
- 3) Discuss cultural notes related to the family
- 4) Talk about their own families to members of the community.

Tibe presents her family



B yi n Tibe. N bá Lambon yě n nā Manu tie Kpakuola. B be Dapaong.
B yi n yaja Konlaã, n yaya Kondjit. N mɔg nīja yent yě niipuo yent: Bibe yě Tibe
N puol Tandjom be Amerika.

Translation:

My name is Tibe. My father Lambon and my mother Manu are farmers. They live in Dapaong. My grand-father is Konlaã and my grand mother is Kondjit. I have two sisters: Bibe and Tibe. My aunt Tandjom lives in America.

Cultural and safety and security notes

- *Polygamy is a reality in the Togolese community*
- *Cousins and nieces are considered just like sisters and brothers.*
- *Family links and community solidarity are strong*
- *Thus, acceptance in your family or in your community are very important*

Words and useful expressions:

Family members

➤ Bá	father
➤ Ná	mother
➤ Yājā	grandfather
➤ Yāyā	grandmother
➤ Puól	aunt
➤ Bāwāāl	uncle (younger, paternal)
➤ Bákpel	uncle (older, paternal)
➤ Yuāl	elder brother
➤ Niipuokel	elder sister
➤ Yābil/Yābuón	grand child
➤ Spuo	daughter in law
➤ Diem	father in law
➤ Sál	husband
➤ ŋāāpuo	wife
➤ Bijábig /Bōjāg	boy
➤ Bipuóbig/Bōpuóg	girl
➤ yiε	nephew
➤ Bipuó	daughter
➤ Bijā	son
➤ Nījāwāāg	younger brother
➤ Niipuowāāg	younger sister
➤ Big	child

Verb

➤ mɔg	to have
-------	---------

Expressions

➤ B yi ug...	his name is...
➤ N bá	my father
➤ B yi nbá	my father's name is...
➤ B yi a bá	your father's name is...
➤ A bá	your father
➤ B yi a bá be?	what is your father's name?
➤ N ná	my mother
➤ N ná tie	my mother is

- N ná tie kpakuol
- A ná
- A ná tie be

- A na suā tuō be
- N mɔg
- N mɔg niipuókpel
- A mɔg
- Bāŋa
- A mɔg bit bāŋa

- N yājā
- Ci t
- N yājā ci

my mother is a farmer
 your mother
 what's your mother's
 profession?
 what's yr mother's profession
 I have
 I have an elder sister
 you have
 how many?
 how many children do you
 have
 my grand father
 old
 my grandfather is old

Numbers: (0- to 20)

1	yent
2	bānle
3	bānta
4	bānna
5	bānmu
6	bānluob
7	bānlele
8	bānnī
9	bānwɔɛ
10	piig
11	piig yē yent
12	piig yē bānle
13	piig yē bānta
14	piig yē bānna
15	piig yē bānmu
16	piig yē bānluob
17	piig yē bānlele
18	piig yē bānnī
19	piig yē bānwɔɛ
20	piinle

Exercises

1) Give the male counterpart of the following female family members:

- a) ηᾱᾱρῦό _____
- b) Ρῦόλ _____
- c) Νά _____
- d) Νίιρῦόκρῆ _____
- e) Υᾱῦᾱ _____
- f) Υίῆ _____
- g) Βίρῦόβίγ _____
- h) Βίρῦό _____

2) Say correctly the following numbers in Moba

11	6	3	2	9	18
15	1	4	7	10	

3) Identity card

Name		
Profession		
Origin		
Family	Father:	Name: Place of residence: Profession:
	Mother:	Name: Place of residence: Profession:
	Siblings	Name: Place of residence: Profession:

Grammar notes

1) Possessive adjectives

They are attached to nouns and are similar to subject pronouns. Only the context can help make the difference between both.

Example

B yi n bá Lambon	my father's name is Lambon
N yābuón tie kálātúbíg	my grandchild is a student
N yājā be nág	my grandfather is at home
A yuālkpel tie cíà	your elder brother is a teacher
T puól tie Bombuak yua	our aunt is from Bombuaka

2) Plural of nouns of the family members

- i. Some of the nouns have “mba” ending the stem in plural.

Example

Bá	bámbā	fathers
Nā	nāmbā	mothers
Yāyā	yāyāmbā	grandmothers
Puól	puólmbā	aunts
Báwāāl	báwāāmbā	younger uncles
Bákpel	bákpelmbā	elder uncles
Yuāl	yuāmbā	elder siblings
Diem	diemmbā	parents in-law

- ii. “b” ending the stem in plural

Example

Puó	puób_	women
Nii puó	nii puób	sisters
Yiε	yiεb	uncles
Sál	sālb	husbands
ḡāāpuó	ḡāāpuób	wives

- iii. Plural ending in “m”

Example

Nījā	nījām	brothers
Yājā	yājām	grandfathers

- iv. Words with “i” before the final consonant lose the final consonant:

Example

Bipuóbig	bipuóbi	girls
Bijābig	bijābi	boys

- v. The final consonant becomes “t”

Big	bit	children
-----	-----	----------

- vi. “a” is added to form the plural

Example

Nii puókpél	nii puókpéla	elder sisters
Nījākpél	nījākpéla	elder brothers
Bijākpél	bijākpéla	first sons
Bipuóbkpél	bipuóbkpéla	first daughters
Yābuón	yabuóna	grandchildren

- 3) The negative form of “mɔg” (to have)

Create the negative form you put “g”the mark of negation between the verb and the subject.

Example

Affirmative		Negative	
N mɔg big	I have a child	n g mɔg big	I don't have a child
A m ɔg big	you have a child	a g mɔg big	you don't have a child
U m ɔg big	He/she has a child	u g mɔg big	S/he doesn't have a child
T mɔg big	we have a child	T g mɔg big	we don't have a child
I mɔg big	you have a child	I g mɔg big	you don't have a child
B mɔg big	they have a child	b g mɔg big	they don't have a child

Exercises

1) Give the possessive form of the following nouns

- a) Yāyā (3rd pers pl) _____
- b) Spuó (1st pers.pl) _____
- c) Sāl (2nd pers sing) _____
- d) Yiebig (2nd pers pl) _____
- e) Bāwáál (3rd pers sing) _____
- f) Nā (1st sing) _____

2) Complete the following conjugation

- N mɔg nījá wááli
- A mɔg nījá wááli
- Ben mɔg nījá wááli
- _____
- _____
- _____

3) Answer these questions

- a) a mɔg nījām yě niipuó wááli i ?

N g mɔg -----

b) Mark mɔg yābuóná bãḥā?

N mɔg -----

N g mɔg -----

4) Make sentences with the following words and expressions

- Yayāmba

- be yi ug

- niipuókpélá

- b mɔg

5) Ask as many questions as possible with the following statement.

Example: n nā tie Ghānyuá

a nā tie lɛ pó yua ʔye

a nā tie Ghanayua ʔye

Suggestions

a) N nā tie kpákuól

-

-

-

b) N puól be New York

-
-
-
-

c) A niipuókpél mɔg juā ā ?

-
-
-

d) A yiεbig tie kālātubig i

-
-
-

6) Translate into Moba

a) I'm not married

b) My grandfather has a grandchild

c) Her mother lives in Accra.

d) Our elder brother is married

7) Read this text and answer the questions

B yi n bá Kombát. B yi n nā Kondjit. B be Kpálmi.

B tie kpákuóla i n yājā yē yāyā . B be Dapaong. N mɔg bit bānle
bōpuóg yē bōjāg.

Questions:

a) B yi u bá be ?

b) u mɔg bit bǎŋǎ ?

c) u jǎjǎ be lɛ?

8) With a picture, introduce your family to a trainer or friend.

Situation

You meet your counterpart for the first time. Introduce yourself and ask him questions about his family and their profession.

TDA

Have a discussion with your host brother, ask questions about his family and present your family to him.

Lesson 4

Buying essential items



Objectives:

After studying the lesson on “buying essential items” trainees will be able to:

- 1) Count CFA in Moba
- 2) Name some essential items found at the market
- 3) Use expressions and verbs related to shopping
- 4) Discuss the importance of the market and the necessity of bargaining before purchasing things
- 5) Discuss cultural notes related to the market
- 6) Develop strategies for their personal security in the market
- 7) Buy an essential item at market price

Dialogue

Rita goes to the market to buy cloth.

Rita: Duā guám.
Ladi: L mǎn ĩ ?
Rita: Lāāfiε. Cīcenā yīhǎ- hǎ ?
Ladi: Kobinlé-lé.
Rita: L dāug pá. Bálg be.
Ladi: Adá yīhǎ?
Rita: Kobg yē piinmu
Ladi: bálg bé
Rita: N dá Kobg yē piinnī. N lig-li kul nnyā
Ladi: Té lig-li .Gá cīcen
Rita: Bálg bocien

Dialogue in English

Rita: Good morning
Ladi: How are you?
Rita: Fine, how much is the clothes ?
Ladi: One thousand each.
Rita: It's too expensive. Reduce the price.
Ladi: How much will you pay ?
Rita: Seven hundred fifty
Ladi: Increase it.
Rita: Eight hundred. This is all my money
Ladi: Give me the money. Take your cloth.
Rita: Thanks a lot.

Cultural and safety and security notes

- *The market day is not just for trading but is also a great opportunity to meet friends*
- *It's necessary to bargain in the market and sometimes in shops.*
- *Exchanging things is not automatic, you need to discuss the case with the seller before hand*
- *Don't use your left hand in the market*
- *Don't bargain early in the market with too much money on you or just after banking*
- *It's important to be careful about people who ask for help in the market.*
- *When buying food you can ask the seller to add you some as a gift.*

Words and useful expressions

CFA in Moba

5	kug
10	kumunle
15	kumunta
20	kumunna
25	kumunmu
30	kumunluob
35	kumunlele
40	kumunnĩ
45	kumunwoε /... nyiε
50	kumupiig
55	piig yē kug
60	piig yē kumunle
65	piig yē kumunta
70	piig yē kumunna
75	piig yē kumunmu
80	piig yē kumunlele
85	piig yē kumunnĩ
90	piig yē kumunnwoε /...nyiε
100	piinle
105	piinle yē kug
110	piinle yē kumunle
150	piinta
155	piinta yē kug
200	piinna
250	piinmu
300	piimluob
350	piinlele
450	piinwoε /...nyiε
500	kobg
1 000	kobinle
4 500	kobinwoε
4 995	kobinwoε yē piinwoε yē kumunwoε

5 000	tutl
10 000	tutanle
50 000	tutapiig
450 000	tutapiinwoe
500 000	tutakobg

Essential items

➤ Ciéb	soap
➤ Juju	chewing stick
➤ Nunyuáŋ	mirror
➤ Cádǵ	comb
➤ Fidtábkāl	flash light
➤ Táná	batteries
➤ Pāpáug	towel
➤ Cicil	sugar
➤ Nābiim	milk
➤ Cesuobu	sponge
➤ Mācit	match
➤ Kɔl	bag
➤ Jug	knife
➤ ŋmiug	rope
➤ Lám	razor blade
➤ kpɔnu	bread
➤ Liɛdl	shirt
➤ Kpām	oil/cream

Verbs

➤ Kuād	to sell
➤ Dá	to buy
➤ Kuá dāāg	go to market

Expressions

➤ yĩńá	how much
➤ a kuād yĩńá i	how much do you sell?
➤ N dā	I buy
➤ L tie	It's

➤ Lig-li	money
➤ Cēti	change
➤ Wám	a little
➤ Kuod	reduce
➤ Bálg be	reduce/ increase
➤ Té lig-li	give the money
➤ Gá	take
➤ Gá lig- li	take the money
➤ Sugl be	please

Exercises

1) Complete and practice the following dialogue:

A: A kuād bε ?

B: N kuād-----

A: A kuād yǐŋá^ˆi

B: N kuād-----250F

A: Gá-----

2) Translate into Moba

a) I have 100F _____

b) They have 175F _____

c) We have 360F _____

d) She has 780F _____

e) They sell the knife _____

f) I buy the comb _____

g) He buys the brush. _____

3) Translate the following sentences into Moba

- a) My mother sells towels_____
- b) She sells shirts_____
- c) We buy the knife_____
- d) I sell the comb_____
- e) He buys the mirror_____

Grammar notes

1) The plural of words

- i. Nouns with no plural: liquid or masses

Example

Cicil	sugar
Nābiim	milk
Cieb	soap
Mācit	match
Kpɔnu	bread
Kpām	cream/ oil

- ii. Other form of the plural

Sing	plural	
Kɔl	kɔlá	bag- s
Jug	jugi	knife-s
ηmiug	ηmi	rope-s
Lám	lámbbā	razor blade-s
Liɛdl	liɛdā	shirt-s
Juju	jujui	chewing stick-s
Nunyuán	nunyani	mirror
Cādg	cádi	comb-s
Fidtábkāl	fidtabka	flash light
Tán	táná	batterie-s
Pāpāug	pāpāāt	towel-s
Césuobu	césuobi	sponge-s

2) The present tense of the verbs “kuad” and “dá” (to sell/to buy)

- i. Kuād

N kuād nābiim

I sell milk

A kuād nābiim	you sell milk
U kuād nābiim	he/she sells milk
T kuād nābiim	we sell milk
I kuād nābiim	you sell milk
B kuād nābiim	they sell milk

ii. D

N dā liedl	I buy a shirt
A dā liedl	you buy a shirt
U dā liedl	he/she buy a shirt
T dā “ ”	we buy a shirt
I dā “ ”	you buy a shirt
B dā “ ”	they buy a shirt

Exercises:

1) Complete these sentences using the correct form of the verb:

a) dá cieḅ

N nā ----- cieḅ

b) Kuād nābiim

N puól-----nābiim

c) Dá táná

T-----tana

2) Complete this dialogue and practice it with your classmates

A: Tun-----

B: -----

A: A tie----- ?

B: N dā-----

3) Write a dialogue with these expressions and practice it:

-mɔg -lig-li -tun-po -bálk

4) Ask questions as many as possible from these statements:

Example:	a dā cīcen	you buy the cloth
	a dā bε ?	what do you buy?
	a dá cīcen yĩṅā̂ i	how much did you buy the cloth?

Suggestions: - Pāpāug
- cesuobi
- lám
- n dā cádg

5) Translate into Mobá

- a) Give me the change _____
- b) We are buying towels _____
- c) She sells sponges _____
- d) My mother buys the shirt for 200F _____

- e) Please reduce it a little _____



Situation:

You want to buy an item, the seller seems to be inflexible regarding the price. Try to talk down the price.

TDA

Go to the market and observe how sellers and buyers are bargaining. Buy an item. Come report new words and expressions to the class.



Lesson 5

Talking about food habits in the host country



Objectives:

After studying this lesson trainees will be able to:

- 1) Name some foods in Moba areas
- 2) Use expressions and verbs related to food preparation in order to talk about meals
- 3) Discuss cultural points related to food habits
- 4) Talk about what to eat in order to stay healthy
- 5) Give a recipe

Dialogue:

Pam would like to know what Tandjom is eating:

Pam: Tun-pó
Tandjom: Lāāfiε. A tuon póî?
Pam: Lāāfiε. A dí bε?
Tandjom: N di sāābî yē māni kp̄d. Bāl t di !
Pam: Bálg. Yendu ntāã tod !
Tandjom: nfá



Dialogue in English:

Pam: Good afternoon. How are you ?
Tandjom: Fine. What about your work?
Pam: Very good. What are you eating ?
Tandjom: I am eating dough with okra sauce. Join me.
Pam: Thanks! May god help!
Tandjom: Amen

Cultural and safety security notes

- *When you eat you invite people near you to share your meal using the expression “bal t di” but this doesn’t mean that they will necessarily eat.*
- *The answer to this invitation is “balg” “enjoy your meal” or “go ahead”. When you get that invitation and you feel like eating you do it.*
- *The left hand is seen as dirty and is not acceptable at the table when you are eating with other people.*
- *You don’t smell food in order to appreciate it and you should not step over the meal.*
- *Kitchen utensils should not be used for other purpose such as taking shower or hitting someone.*
- *Food taboos are specific to families, communities or ethnic groups.*
- *The traditional restaurants, “street food restaurants” or “fufu bars” serve cheap but good food and the service is quick. However be careful, they are not always clean and healthy. Consequently PCTs and PCVs are not advised to eat salads in those restaurants*

Words and useful expressions

Food ingredients

➤ Yālm	salt
➤ Kámi	hot pepper
➤ Kpāmon/kāātá kpām	palm oil
➤ Kpām	oil
➤ Tiiná	peanut
➤ Nāri	sesame
➤ Gbomá	spinach
➤ Guānt	sorrel
➤ Tukala	leaves of baobab
➤ Kāātá	palm nuts
➤ Mākuoni	dried okra
➤ Gábug	onion
➤ Tuonu	local mustard
➤ Tuot/tómát	tomatoes
➤ Nānt	meat
➤ Nānānt	beef meet
➤ wɔnānt	goat meet
➤ Kukolgnānt	chicken meat
➤ Jāŋ	fish
➤ Kánámi	fried fish
➤ Nuga	yam
➤ Yom	flour
➤ Kpādbā yom	flour of maize
➤ Di yom	flour of millet
➤ Tua	beans
➤ Bance	cassava

Foods (meals)

➤ Jied	food
➤ Sāāb	paste
➤ Petε – Petε	ragout (stew yam)
➤ Tuā yē mug-li(wátché)	rice and beans
➤ Mug-li	rice
➤ Tumɔŋ	boiled beans
➤ Nug-cícá	fried yam
➤ Sɔkɔro / nug-sāāb	pounded yam/ cassava
➤ Cícá	bean doughnut

➤ Kālmā	bean tamale
➤ Dāām	local beer
➤ Nyum	water
➤ Nāsára / bātuul dāām	beer, distilled spirits
➤ Dāpieŋ	palm wine
➤ Cākpālo/cākpā	local beer
➤ Dāboŋ	local alcohol
➤ Koko / kābiel	porridge

Sauces

➤ Kpīd	sauce
➤ Tiiná-kpīd	peanut sauce
➤ Kāātá- kpīd	palm nut sauce
➤ Mākuoni- kpīd	dried okra sauce
➤ Māni -kpīd	okra sauce
➤ Gbomá yē māni- kpīd	spinach and okra sauce
➤ Guānt yē nāri kpīd	sesame + sorrel sauce
➤ Gbomá yē nāri kpīd	sesame spinach sauce
➤ Kolg- kpīd	sauce + chicken meat
➤ Tukálá kpīd	sauce baobab leaves

Cooking utensils

➤ Tádíg	plate
➤ Kpítádíg	plate for sauce
➤ Kutditu / kutditi	spoon / spoons
➤ Bobl / bobá	pot/ pots
➤ Sīlbá	silver
➤ Kpīpug-lu	ladle
➤ Kɔp	cup
➤ Sálālu	spatula

Verbs associated with food and cooking

➤ ŋā kpīd	to prepare sauce
➤ Kā sāāb	to prepare dough (of maize...)
➤ ŋā mug-li	to cook rice
➤ Tuol nugā / bānce	to pound yam / cassava
➤ Jiēl nánt	to cut meat
➤ Dí jied	to eat food

- Nyū nyum to drink water
- Nān kámi to grind hot pepper
- Tiē koko to prepare porridge
- Pugē to add
- Sē / bíl to put

- “To eat” is specified in Moba according to what you are eating.

- Di sāāb to eat dough

- ηmā nānt to eat meat
- ηmā mug-li to eat rice
- ηmā nugā to eat yam
- ηmā bānce cassava
- ηmā tua beans
- ηmā pārá traditional potatoes
- muá sāān to eat a mango
(mua is for fruit only)
- Wubl kpīd eat sauce/ soup
- Wubl koko eat porridge

Expressions for asking and giving recipe

- B ηā ----- kpīd nle? how do we prepare---sauce?
- B ηā/kā----nle? how do we prepare----?
- L si it’s necessary to-----

Adverbs expressing the succession

- Cīcin first
- L puol-po next
- Jujuog-po finally

Example: b ηā nānt nle?

Cīcin: jiel nānt, l puol-po nān kámi, tiē yālīm yē nyum. Jujuog-po ηā.

How to cook meat?

First cut the meat, next grind spices and add some water and salt. Finally cook the meat.

Exercises

- 1) Expanding text

Add at the end what is necessary each time, to make the text longer and longer.

Example: N dɪ
N dɪ s̄āāb
N dɪ s̄āāb yē māni- kp̄ɪd
N dɪ s̄āb yē nani- kp̄ɪd yē nānānt

Suggestions

Sɔkɔro
Nug-cicá
Kālmā
Pɛtɛ -Pɛtɛ

2) Answer the following questions

a) A bu di bɛ d̄ɪnɛ ?

d̄ɪnɛ -----

b) A bu dí mug-li d̄ɪnɛ ɛ ?

-----bɛ-----?

c) Paul dí bɛ tuon niŋ [^]i ?

Paul-----

d) Benedict dí bɛ yēsiig-niŋ [^]i ?

Yēsiig-niŋ-----

Grammar notes:

1) The present tense of some verbs

Most of the verbs in Moba do not change their spelling in the present tense

- | | | |
|-----|----------------|------------------|
| i. | ŋā kp̄ɪd | to prepare sauce |
| | N ŋā kp̄ɪd | I prepare sauce |
| | A ŋā kp̄ɪd | you prepare |
| | Sarah ŋā kp̄ɪd | Sarah prepares |
| | T ŋā kp̄ɪd | we prepare |
| | I ŋā kp̄ɪd | you prepare |
| | B ŋā kp̄ɪd | they prepare |
| ii. | kā saab | to prepare dough |

N kã saab	I prepare dough
U kã saab	you prepare
T kã saab	he/she prepares dough
I kã saab	we prepare
B kã saab	they prepare

iii. The imperative form

Verb		imperative	
- tuol sɔkɔro	(to pound yam/cassava)	tuol sɔkɔro	pound
- jiel nant	(to cut meat)	jiel nant	cut meat
- nan kami	(to grind pepper)	nan kami	grind pepper
- tiē yalim	(to put salt)	tiē yalim	put salt
- pugē kpam	(to add oil)	pugē kpam	add oil
- ŋa nant	(to cook meat)	ŋa nant	cook meat

iv. The negative form of the imperative is formed by putting “**da**” before the verb.

Example:	Affirmative	di saab	eat dough
	Negative	dá di saab	don't eat dough

Exercises:

1) Find the suitable expressions to say the following ideas:

- a) Jiel -----
- b) T ŋa -----
- c) N di -----
- d) N ŋmã -----
- e) U kã -----

2) Questions about statement

Ask as many as possible questions on the following:

N ŋa tiina kpĩd	I prepare peanut sauce.
B ŋa tiina kpĩd nle	how do we prepare peanut sauce?
A ŋa bε ?	what do you prepare?
A ŋa tiina kpĩd ε ?	Do you prepare peanut sauce?

Suggestions

- B g di saab

- U tó sɔkɔro

- I ɲa mug- li

- A g wub koko

3) Make sentences with the following words and expressions:

-mā -nuga -sɔkɔro -nan -jani

4) Answer these questions

a) Dalpo a daã di bε ? _____

b) A dí bε yēsìg niŋî i _____

c) (Da) juog-po a bu tiē bε ? _____

5) Translate into Moba

a) My mother cooks rice and beef meat _____

b) We don't drink porridge. _____

c) Cut the meat. _____

d) They cut cassava. _____

e) I pound cassava. _____

f) You prepare baobab leaves _____

Situation

Give the recipe of your favorite food

TDA

Ask your host mother or sister how they prepare a local food. Come and report new vocabulary to the class.

Lesson 6

Invite someone, accept or decline an invitation



Objectives

After studying this lesson trainees will be able to:

- 1) Use specific vocabulary and verbs to invite someone
- 2) Accept or decline an invitation in a polite way to maintain a good relationships with people, which will support their personal safety and security.

Dialogue:

Duut phones his friend Richard, a Peace Corps Volunteer, and invites him to a traditional dance.

Duut: Allo Richard
Richard: Allo, fī ημεε ?
Duut: M ī Duut. A bu fīt bál tī saã jog ĩ ?
Richard: N bo bua paa, ama l bu paat n ĩ .
N sa Peace Corps bilu niη mɔla mɔla-ne
Duut: Lan dasiel nnyã.

Dialogue in English

Duut: Hello Richard
Richard: Hello, may I know who is speaking ?
Duut: It's Duut. Would you like to go to the jog dance with me ?
Richard: I am very interested, but I'm sorry I have to go to the Peace Corps office now.
Duut: I hope we will go next time.

Cultural and safety and security notes

- *In general, friends or members of the same family visit each other without any previous invitation*
- *You are always welcome to share a meal or a drink or to spend time together...even if it was not planned before.*
- *You are responsible for your guest's food or drink.*
- *The guest is not expected to bring anything according to the culture.*
- *It's necessary to express your limits during an invitation where people will be offering you food and drink again and again.*

Words and useful expressions:

Verbs

- Būá to want
- Fít to be able to

Occasions on which and places where one can invite or can be invited

- Kukuán funeral
- Kukuán-niη in the funeral
- Bōηámíl wedding ceremony
- Bōηámílniη in the wedding
- Sāpulbogta/Matna-dónú naming ceremony
- Mālkōt initiation ceremony for young men
- Bākōt initiation ceremony for young girls
- Jog traditional dance
- Nōwēl Christmas
- Nōwēl dāāl on Christmas day
- Bīpaan new year
- Pák easter
- Jāām feast
- Molajaam/mōlotíjaam tabasky (muslim feast)
- Jedibuol restaurant
- Dāηuubuol bar, buvette

Expressions to invite

- N bo buá tī saā... I would like us go to...
- N bo bua mī yin[^] a dāl I would like to invite you on...

Expressions to accept an invitation

- L ηā It's fine
- N tuó ok, I accept
- N tuó k bu saā I accept to go
- L ηā n po I'm interested/it pleases me
- L ηā n po bocien It pleases me very well

Expressions to decline an invitation

- N g mōg yaag I'm busy/not available
- N bua, ama... I would like to, but...
- N bó kā fit gad I couldn't go

- Aai! balg no, thanks
- L nã npo paa, ā má... I'm very interested, but...

Exercises:

1) You want to invite your friends on these occasions. What will you say ?

- a) Malkonyán _____
- b) Sãpulu _____
- c) Kukuáná _____
- d) Jog _____

2) Build a dialogue with the expressions below and practice it with a classmate.

- N g mɔg yaam - sãpulu - n bó bua
- a suã bε - a mɔg yaam ^ii?

3) Invite your school director to the bar

Grammar notes

The conditional tense is used to express politeness, a wish or to soften a demand or an order in Moba.

- i. N bo bua mĩ saã boŋamil I would like to go to a wedding ceremony
- ii. N bo bua mĩ yē fĩ n saã boŋamil I would like to go to a wedding ceremony with you

Subject + bo+ bua + pronoun + verb + object

The other forms are:

- iii. A mɔg yaam g have you time to...
- iv. A bu fit g could you...
- v. A bo ^gi +verb could you...

Exercises

1) Invite your counterpart to spend new year's day with you.

How do you invite:

- your friend to a Christmas day celebration ?
- the student you are working with to the "jog" dance ?

2) Complete this dialogue and practice it with your classmate

A: duã guam

B: Laafiε

A: A mɔg yaag tĩ gad danyunu u ?

B:-----

3) Translate into moba

a) We are not free this afternoon _____

b) I'm not busy _____

c) I am interested _____

d) I would like to invite you to the naming ceremony _____

e) I could not go _____



Situation

Invite your counterpart for lunch at the restaurant “sɔnube”

TDA

Go to a member of your host family and ask him how he/she expresses his/her refusal when he/she is invited. Come and share the information and any new expressions with the class.

Lesson 7

Talk about daily activities



Objectives

After studying this lesson, trainees will be able to:

- 1) Name different daily activities
- 2) Use the appropriate vocabulary and the present habitual to talk about daily activities in their community
- 3) Discuss cultural notes and safety and security issues related to the competence
- 4) Talk about their daily activities in the community for their good integration.

Text: Kombat's typical day

Kombat tie cícā EFRATO Kalatu buol. U tuu fiil siṅaug-niṅ. U tūū yibl, g wúl g liē tied. L puol-po u tuu saã kalatu. U g kpent ṅaag yēsiig-niṅ dajuog-po. U fuot, g di, g bobī won kalatu po g gben, u tuu duanî .

Text in English

Kombat is a teacher at the school EFRATO. He wakes up early in the morning. He washes his face, takes his bath and gets dressed. After this, he leaves for school. He doesn't return home in the afternoon. He comes back late in the evening. After resting, eating and preparing the next class, he goes to bed.

Cultural and safety and security notes

- *In the morning people generally wash their face before they greet or start their activities*
- *Activities are shared according to gender and age*
- *In general women take care of household chores*
- *It's better to wear appropriate shoes to go to farm.*

Words and useful expressions

Places where someone can go for an activity

- | | |
|----------|------------|
| ➤ Bilu | the office |
| ➤ Dāāg | the market |
| ➤ Cáál | the well |
| ➤ Kalatú | the school |
| ➤ Diog | the room |
| ➤ Kpaab | the farm |
| ➤ Bõṅ | the river |

Verbs

- | | |
|-----------|-------------------|
| ➤ Wūl | to bath |
| ➤ Tígě | to sweep |
| ➤ Cād | to wash (dishes) |
| ➤ Wún | to wash (clothes) |
| ➤ Luu | to fetch (water) |
| ➤ Duã guã | to go to bed |

➤ Saã
Expressions

- N wūl
- N lú nyúm
- N sá tuon
- U kpā nei
- Kombat sa tuon
- Lar tígē cícan
- Duut tígē diog
- Tándjom cãd tiéd
- Paul tie jied
- Rubi wuni tiéd
- A kuad bona
- N yíbi
- T soŋ mu g tie jied
- N g dí síŋaugē- jied

to go

I take my bath
I fetch water
I go to work
he is grazing cows
Kombat is going to work
Lar is sweeping the compound
Duut is sweeping the room
Tandjom is doing the dishes
Paul is cooking the meal
Rubi is washing clothes (laundry)
you are selling things
I wash my face
we light fire to cook
I don't take breakfast

Expressions of time:

- Yog yě yog
- Mɔlanɛ
- Tani dal kul
- Yí / Tom
- Dál-kúl
- Síŋaug kúl
- Dajuog kul
- Nyicɔg kul
- Yog kul
- L wei

Sometimes
now
every Monday
early
every day
every morning
every evening
every night
always
a long time ago

Other expressions

- A tūū suã bɛ síŋaug-niŋ [^]i ?
- A tūū suã bɛ yěsiig-niŋ [^]i ?
- A tūū suã bɛ dajuog-po [^]i ?

what do you do in the morning ?
what do you do in the afternoon ?
what do you do in the evening ?

Exercises

1) Give the activities related to these periods of time

Sinaug -niŋ (In the morning)	Dajuog-po (In the evening)	Nyiog (at night)

2) Write a dialogue with these expressions and practice it with your classmate

-Yog yē yog - a tie be -tuon-niŋ -n saa

Grammar notes

The present tense and the expression of habit are very important

i. n tigē cican siṅaug-niṅ dal kul

subject + verb (present) + object + expression of time			
N	tigē	cican	siṅaug-niṅ dal kul
(I	sweep	the floor	every morning)

ii. N tuu fíil siṅaug-kul yi .

Subject + expression of habit + verb + expression of time + adv.				
N	tuu	fíil	siṅaug-kul	yiε.
(I	wake up	early	every morning)	

iii. siṅaug-kul n tuu fíil
(Every morning I wake up early)

The expression of time can be placed before the subject.

Exercises

1) Make sentences with theses expressions

Example: tiē jied -dal kul

N -----

N tie jied dal kul

a) Cād tied -dal kul

Ben -----

b) Lu nyum yog-yē yog

Jab-----

c) Kpa nēi - yog-kul

Bit-----

d) Tigē diog - nyiɔg kul

Puob-----

e) ḡa dāām - dag dal

Pam-----

2) Answer these questions

a) A tuu suā be? what are you used to doing?

Siḡaug-niḡi? _____

Dajuog- poḡi? _____

Jaam dalḡi? _____

Sibit dalḡi? _____

3) Rearrange the following words.

a) Tuu / ḡaag - nib / yibl / caal - poḡi

b) Yi / fu / tuosuna / siḡaug -niḡ kul

c) Wuul / kul / dal / Kalatubit / nyum

d) B/ tani-dal / saa / kul / tuon

Situation

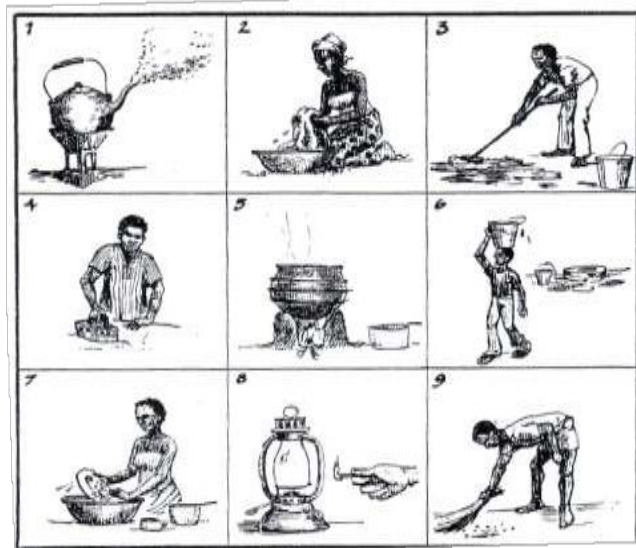
1) Your counterpart would like to know what you do when you wake up.

2) Tell your host brother or sister your typical day in USA

TDA

Ask these members of your Togolese family what they do in the course of a day and report back to the class:

Father, mother, sisters, brothers, servants



Lesson 8

Ask for and give directions and time



Objectives

After studying this lesson, trainees will be able to:

- 1) Use appropriate vocabulary to ask and give directions
- 2) Use the imperative form and prepositions to ask for and give directions
- 3) Discuss cultural notes and safety and security issues related to orientation
- 4) Give and follow directions in the community

Dialogue:

Martin would like to go to the post office. Lar shows her the way.

Martin: Cābā, tun-po

Lar: Laafiε. A sa lε ?

Martin: N sa poot g yē g bā l buol:

Lar: N balm a , a bu fit g wan [^]n sɔnu u ?

Tɔgē sɔnu-nε gi sá suson. A gi som wam a bu lā fieli “Bāleñã”
a gañ-po. L tol yē poot [^]i.

Martin: Balg bōciεn

Lar: Si yog nnyā.

Dialogue in English

Martin: Good afternoon!

Lar: Good afternoon, where are you going?

Martin: I am going to the post office, but I don't know where it is. Will you please
can you show me the way?

Lar: Go straight ahead. After a little walk, you will see a store “bāleñã” on your
left; the post office is in front of the store.

Martin: Thanks a lot!

Lar: See you later.

Cultural and safety and security notes

- *In general, indications about the distance are not precise*
- *Sometimes with illiterate people, time is related to the activities of the day (like children going to school, Muslim Morning Prayer...) to the position of the sun in the sky...*
- *Some people will come late to meetings*
- *People would prefer to lead you to a place themselves or they will have a child accompany you.*
- *Keep asking for directions until you arrive at your destination.*

Words and useful expressions

Name of some places

➤ Daag	the market
➤ Baŋ	the bank
➤ Fieli	the shop
➤ Dɔkta	the hospital
➤ Kalatu	the school
➤ Station/lolagark	bus/taxi station
➤ Balõpuábuól	soccer/football stadium
➤ Jedibuol	restaurant
➤ Danyubuol	bar
➤ Sɔnú	the way, the path
➤ Kudólk	bridge
➤ Pãbon	paved road
➤ Ketigetbuol	railway station
➤ Ketigpan	railway
➤ Sõtáná	intersection
➤ Bilú	office
➤ Tiebl paag	on the table

Verbs

➤ Wán	to show
➤ Saã	to go
➤ Juɔb	to take
➤ Som	to walk
➤ Põt	to cross
➤ Got	to look
➤ Lebt	to return
➤ Set	to stop
➤ Gɔgt	to turn (right or left)

Expressions related to directions

➤ Bát	at the chief's
➤ Bán buol	near the bank
➤ Kalatudípuol	behind the school
➤ Daag-níŋ	in the market
➤ Sáã sũsón	to go straight
➤ (nu) gaŋ-po	on the left

➤ (nu) Jētu-po	on the right
➤ Gɔgt - gaŋ-po	turn left
➤ Tab yē /Kɔb yē	near/ next to
➤ L fag	it 's far
➤ L g fag	it's not far
➤ Puolpo	after
➤ Nε yē	from here to
➤ Nε yē daag-niŋ ĩ	from here to the market

Expressions related to time

➤ Kut /Karfu	hour
➤ Yog	hours/ time
➤ Yog	time/ period
➤ Kut muŋa n pua ?	What time is it ? (what time do you have)
➤ Kut mun... npua	it's.../time is...
➤ Siŋaugē kut munluob yē miit piinta npua	it's 6:30 am
➤ Dajuog kut munmu pua pent miit ŋānmu	It's 17 past 5 pm
➤ L ká miit piig yē ŋānlele yē kut yem npua	it's 12 to 1 o'clock
➤ Kut munlele npua	It's 7 o'clock
➤ Yog gal n̂ɔ/yog pent n̂ɔ/n biel pūōl	I'm late
➤ N wace som yi	my watch is fast
➤ T bu gben bε yog ĩ ?	at which time are we ending ?
➤ T bu cēt lieb bε yog ĩ ?	at which time are we going to meet ?
➤ Bi	to waste time
➤ Yog pent/gal	to be late
➤ Put l yog	to be on time

Exercises


1) Make sentences with these words

-Daag-niŋ - lolagark -kudolk -jedibuol

Example: Martin be daag-niŋ.

Suggested verbs: saā, be

2) Read the time on these pictures



Kut munya n pua ?

What's the time ?

a) kut munwoε n pua.

It's 9 o'clock

3) Build a dialogue with the following expressions.

-Danyubuol -n sa -10:30
 -βε yog ̂l ? -da biεt puol

Grammar notes

i. Prepositions related to directions

The preposition is placed after the noun and attached to the noun and the pronoun.

Example: Martin yē kɔb Jant-diog Martin is closed to the church
 Pam kpiε yē Jant-diog Pam is next to the church

Other Prepositions

Preposition	Meaning	Example
niη	in	Pam be diog-niη: Pam is in the room
kpiε	next to	Pam kua kpiε u homologue: Pam lives next to the homologue
kɔb	near	Martin naag kob yē: Martin's house is near the bridge

paag	on	Wace be tabl paag:	The clock is on the table
Sisiig-niη	Between/in the middle	Mango be Dapaong yē Kanté sisiig-niη:	(Mango is between Dapaong and Kanté)
tiη-po	under	Kolg sie tabl tiη-po:	The chicken is under the table
Paa-po	above	Kolg yug tabl paa-po:	The chicken flies above the table
tol	In front of	Pam ηaa tol fieli:	Pam's house is in front of the store
Puol-po	behind	Sarah be n puol-po:	Sarah is behind me
Nuη -po	In front of	Sarah kal Kossi nuη -po:	Sarah is sitting in front of Kossi
(n)gaη-po	On the left	Kossi ηaag be gaη -po Adidogome	sɔnu po: (kossi's house is on the left side of the road to Adidogome)
(nu) Jētu-po	On the right	AGIP be Jētu-po Agoe	sɔnu-po: AGIP is on the right side on the road to Agoe
Suson	straight	Dapaon pan tie pan suson:	The road to Dapaong is straight
hal	Up to	Kossi nyie Limi g sa hal Dapaon:	Kossi comes from Lome and he is going up to Dapaong

ii. Imperative (review)

Example: saā a gaη-po
Põt pan

go to the left
cross the road

Exercises

1) Use the following propositions to answer these questions

a) Bát ηaag be Iε ?

Bát _____

b) Bilu be Iε ?

Bilu _____

c) I sá Iε ?

T sa _____

d) Martin di jied Iε ?

Martin _____

e) Bit sá Iε ?

B _____

2) Give directions using the verbs in imperative:

Example:

-Wan n Pam ñaag show me the house of Pam
Põt pan , gõt a gan –po, Pam ñaag kpië yë kudolk

Suggestions

Places:

- Kalatu diog buol
- Sarah ñaag–po
- Bát ñaag
- Daag–niñ

Verbs:

- lebt
- Põt
- Saã

3) What time is it ?

a) 8:00 _____

b) 11:00 _____

c) 4:30 p.m _____

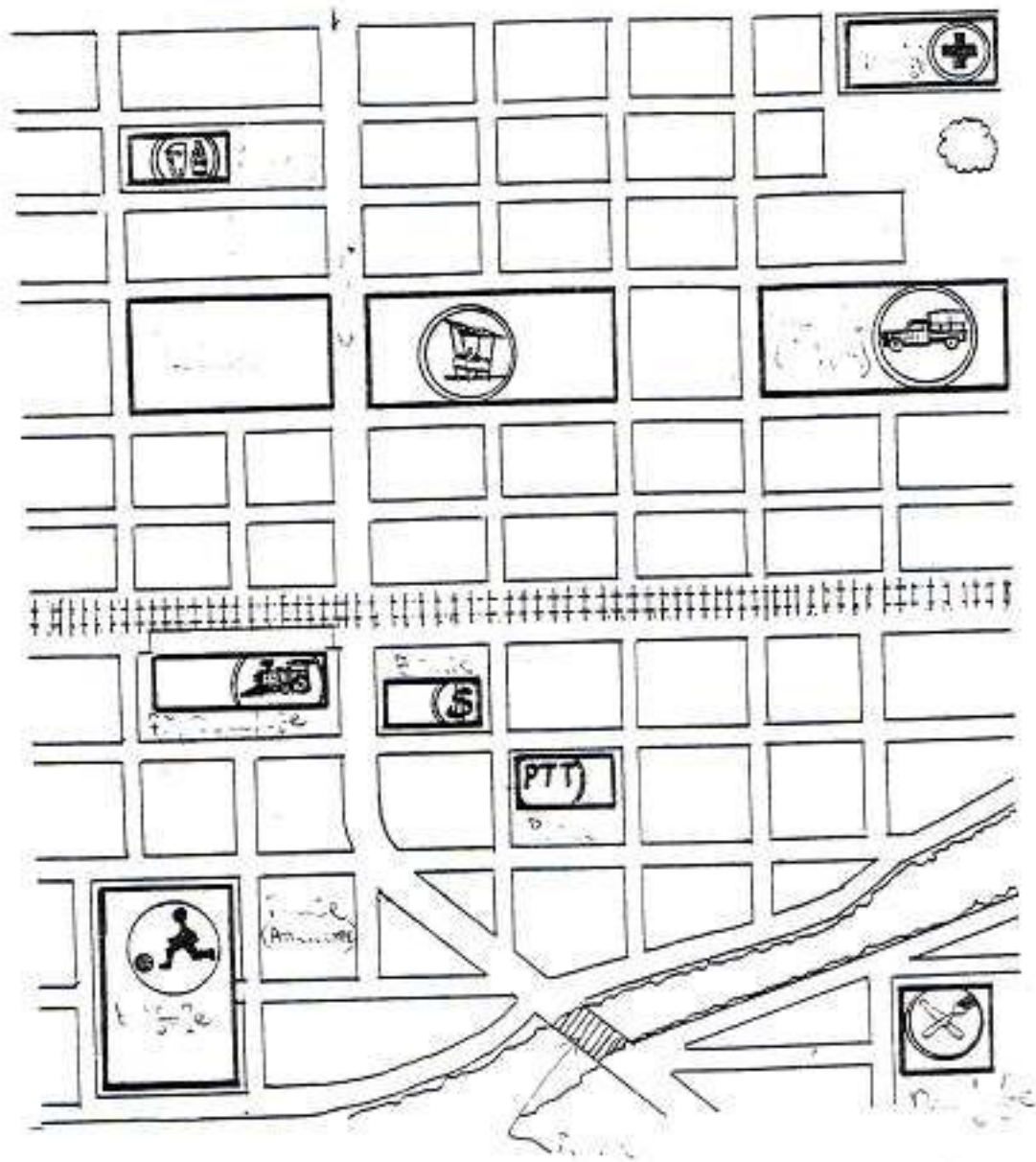
d) 6:20 a.m _____

e) 1:13 a.m _____

4) Give directions based on the map below: from one place to another:

From:

- “lolkuabuol” to “poot”
- “dõktañaag” to “bañ”
- “danyubuol” to “balõpuabuol”
- “udaag–niñ” to “jedibuol”



5) Translate into Moba

a) Where is the road to Lome ?

b) My watch is fast

c) I am not far from there

d) Her father lives near the market

Situation

Your counterpart would like to pay you a visit.
Give him directions to get to your house.

TDA

Go to any member of your host family. Ask him/her to give you directions from your house to any place of your choice. Learn some new expressions.

Lesson 9

Talk about transportation



After studying this lesson trainees will be able to:

- 1) Use the present progressive, interrogative words and the future tense
- 2) Ask questions about the cost, travel time and destination in order to travel independently
- 3) Discuss travel conditions and strategies to travel safely

Dialogue:

Michael would like to travel to Kara. He goes to the taxi station to find a “taxi-brousse” and discuss the conditions of traveling.

Michael: Duã guam
Lankom: L man[^]ii
Michael: Laafiε. Lokuati tie yĩnaε ne yě Kara a ?
Lankom: Kobinle yě piiniĩ. Pugě piinluob a kul po.
Michael: I bu fiil be yog[^]l ?
Lankom: Mɔla- mɔla-ne. L pɔt niyent.
Michael: Balg bocien.

Dialogue in English:

Michael: Good morning.
Driver: Good morning. How are you ?
Michael: Fine. What is the transportation fare from here to Atakpame ?
Driver: 1200F. Add 200F for the bag
Michael: When are we leaving ?
Driver: Right now. There is one place left.
Michael: Thank you very much !

Cultural and safety and security notes

- *Travelers need to be patient enough because drivers will try to have as many passengers as possible before they depart, and they are often overload.*
- *In some remote villages, you can be waiting the whole day, or vehicles are available only on market days.*
- *It's important to have your valuables on you, not packed in your bags.*
- *You should check your luggage whenever a passenger is getting off along the trip.*

Means of transportation

➤ Ciecie	bicycle/bike
➤ Pepebl	motorbike
➤ Lol	vehicle
➤ Takti	taxi
➤ Jemija	taxi-moto
➤ Kedig	train

➤ ηatuη	canoe
➤ Taam	horse
➤ Tapalol/biēyutug	plane
➤ Dolb	driver

Verbs

➤ Kua	to enter (a vehicle)
➤ Pa	to pay
➤ Sē	to stop (a vehicle)
➤ Jag	to sit (on the bicycle, horse)
➤ Som	to walk
➤ ηmagd	to drive
➤ Suol/dad bilg	to break down
➤ Gben	to finish
➤ Juab	to take
➤ Yil	to wear (helmet)

Useful expressions

➤ Jag ciecie	to go by bicycle
➤ Jag pepebl	to go by motorbike
➤ Kua lol	to enter/take the vehicle
➤ Som tatiη	to go on foot
➤ Takti gark	taxi-station
➤ Lokuati	transportation fare
➤ Biēyugtug babuol	airport
➤ Ketigsetbuol	railway station
➤ ηatugsetbuol	port
➤ Dad bilk	to break down
➤ Sāt gben	to run out of gas
➤ Saã sɔnu	to travel
➤ Ji jiga	to take the luggage
➤ A tie nle sa a dog-po ̂i ?	what mode of transportation Do you take if you go to...
A tie nle sa Los Angeles ̂i ?	what mode of transportation Do you take if you go to L.A...
➤ N kua..	I take ...
➤ N kua kedig	I take the train
➤ A i sa...a tie nle ?	how do you get to ...?
➤ Yil feg-lig	to wear the helmet

Exercises

1) Answer the following questions:

A tie nle g sa... Which mean of transportation do you take if you go to...?

a) Washington_____

b) Limi_____

c) Daag-niη_____

d) Bad- ηaag_____

e) Bassar_____

2) Draw a word

Start drawing a mode of transportation and let others guess what it is

Grammar notes

i. Interrogative pronouns

The interrogative pronouns are expressed in Moba as following

Singular	Plural
-Lan	-Lana
-Laη	-Lani
-Lanɔ	-Lam

Examples:

Sing

* Lo-lan n sa Dapaon η̂l ?

* Bi-laη n kal lol niη̂l ?

* Dɔlb-lanɔ n magd lol-nε ?

Which vehicle is going to Dapaong ?

which child is sitting in the vehicle ?

which driver is driving this vehicle ?

Plural

* Lo lana nsa Dapaon η̂l ?

* Bi-lani nkal lol niη̂l ?

* Dɔlb-lam nηmagd lola-nε ?

which vehicles are going to Dapaong ?

which children are sitting in the vehicle ?

which drivers are driving these vehicles ?

ii. “Lam” is also used for liquid

Example:

* Nyu-lam [^]l ?

which water ?

* daa-lam [^]i ?

which drink ?

* nabi-lam [^]i ?

which milk ?

* kpa-lam [^]i ?

which oil ?

Exercises

Translate into Moba

a) My elder sister travels _____

b) The transportation fare _____

c) We go to Accra by plane _____

d) The teacher takes the taxi to the airport _____

Situation

You would like to go to Dapaong. Go to the station. Inquire about the conditions of traveling.

TDA

Go to a driver in your village. Ask him questions about the conditions of traveling from your post to the place of your choice.

Learn some new expressions.

Lesson 10

Talk about one's state of health



Objectives

After studying this lesson trainees will be able to:

- 1) Name different parts of the human body
- 2) Talk about their state of health or or ask for someone else's state of health
- 3) Use the direct complement personal pronouns
- 4) Discuss Togolese ideas and behavior regarding sickness

Dialogue

Last night Tandjom did not sleep well because of a stomach ache. She decided to go to the hospital

Katie: Duã guam
Dɔkta: Tandjom, a wō dua k l manⁱⁱ,
Tandjom: Hal won^o l g tie n lepo. N nuagē, n biε cut mɔ.
Dɔkta: A wo di bε ?
Tandjom: Tua yē nug-cica.
Dɔkta: Da jie. Yiεlu bu gben mɔla. Mi diid^a n bu te a.
Tandjom: Nfa.

Dialogue in English

Tandjom: Good morning Doctor
Doctor: Good morning. What is wrong with you ?
Tandjom: Since yesterday, I'm not feeling well. I have stomach ache.
I also have diarrhea
Doctor: What did you eat ?
Tandjom: I ate beans and fried yams
Doctor: Do not worry; the pain is going to end now. I will examine you and give you some medicine.
Tandjom: Fine.

Cultural and safety and security notes

- *People are not direct in saying what's wrong. They will first say everything is ok before they mention any sickness or sad new.*
- *Sickness is seen like a punishment from God or ancestors or caused by sorcery.*
- *People will not necessarily go to the hospital or to a health center when they are sick, but they may try different treatment by themselves with medicine or traditional practices.*
- *People believe a lot in traditional healers.*

Words and useful expressions

The body

➤ Yul	head
➤ Yut	hair
➤ Nubin	eye
➤ Nubina	eyes
➤ Miɛl	nose
➤ Mɔb	mouth
➤ Nyin/nyina	tooth/teeth
➤ Tubl/tuba	ear/ears
➤ Kpākpaun	arm
➤ Nu	hand
➤ Nuani	intestines
➤ Tal/ta	leg/legs
➤ Nubil/nubila	finger/fingers
➤ Tapaun/Tapāt	foot/feet
➤ Tabil	toe
➤ Tulu	neck
➤ Palbiil	chest

The diseases

➤ Yiɛlu/yiɛli	disease (s)
➤ Kuoni	cough
➤ Mācil	cold
➤ Gbanāton	fever
➤ Nɔcuutig	diarrhea
➤ Yugbaug	headache
➤ Bin	small pox
➤ Bīkukula	dysentery
➤ Nuagē	stomach ache

Verbs

➤ Yiɛl	to hurt
➤ Teb	to heal
➤ Nyu/nag	to take (swallow) medicine
➤ Tiē	to do

Expressions

- | | |
|---------------------------|------------------------------------|
| ➤ N yul yiel | I have a headache |
| ➤ N nuagē yiel | I have a stomach ache |
| ➤ N nubina yiel | my eyes hurt |
| ➤ Lε n yiel a ni | what hurts ? |
| ➤ Bε n mɔg a ni | what hurts/what's wrong with you ? |
| ➤ Macil ndiε̂ n/wat mɔg n | I'm cold |
| ➤ Kooni mɔgē | I'm coughing |
| ➤ N cuut | I have diarrhea |
| ➤ L suagd̂ I ? | is it getting better ? |
| ➤ L suagdapô I ? | are you getting better ? |
| ➤ A paaĝ I ? | are you healed ? |
| ➤ Paag | to be healed |
| ➤ Yendu bu pi laafie | "May God bring a good health" |
| ➤ Aba-ba/sugl | sorry |
| ➤ Daṇa yielu n mōt | "let the sickness not get worse" |
| ➤ Tɔɔ | ok/I agree |
| ➤ Saã dɔkta | to go to hospital |
| ➤ Nag nyɔgu | to take medicine |



Exercises

1) Point out body parts you studied and give their name to the class

2) Write a dialogue using these expressions:

- bε n mɔg a ni ? - da ηa yiɛlu n m t - L man [^]ii ?
- tɔɔ - n gbanuniη g dagd

Grammar notes

The use of the indirect object

Example:

N nuagē yiɛl

I have stomach ache

N +body part +yiɛl

N tal yiɛl

my leg hurts

Exercises

Translate into Moba

- a) She is sick _____
b) They go to the hospital _____
c) Your elder brother has a headache _____
d) What is wrong with your arm? _____
e) Are you getting better? _____
f) They have a cold _____
g) We are cold _____
h) You are not feeling well. _____

Situation

Your neighbour's wife is sick, greet her and ask questions to know what is wrong with her.

TDA

Your host mother has diarrhea, use appropriate expressions to sympathize with her.



Lesson 11

How to express emotions



Objectives

After studying this lesson trainees will be able to:

- 1) Talk about the culturally accepted behavior during a happy or sad event
- 2) Use correct words and expressions to converse during those events

Dialogue

Jocelyn's younger host sister has given birth. She pays her visit and expresses her feelings

Jocelyn: L tie nle ?
Sister: Manu kua ε.
Jocelyn: N gbat k a wõ la a kua won. Balg yē yuman !
Sister : Yendu yē i cabá
Jocelyn: A bal yē bε?
Sister: Bōjag. U san nte Bōman.
Jocelyn: L tie npo paman bōciēn. Ga nε g da cieβ (2500F)
Yēdu bu taã g tod^a !
Sister: Nfa, balg bōciēn !

Dialogue in English

Jocelyn: How are you ?
Sister: Very well
Jocelyn: I heard that you gave birth yesterday. Congratulations !
Sister: Thank you.
Jocelyn: Is it a boy or a girl ?
Sister: A male, his name is Godwin.
Take this for the soap (2500)
Jocelyn: I'm very happy. Take this for the soap (2500)
May God help you !
Sister: Thanks a lot !

Cultural and safety and security notes

- *It's very important to express one's sympathy to a friend, a colleague or your neighbor during a sad event (sickness, accident, death...) by visiting or making a symbolic gift of money, food or anything else depending on your relationship*
- *You do the same for happy events and you congratulate.*
- *Failing to give moral support (especially to pay a simple visit) would make people think you have no regard toward people or that you are not interested in the community in which you are living.*

Words and useful expressions

Happy events

- Bonamil
- Matug
- Yuman
- Yendu nyuwulu



marriage
birth
success
baptism



Sad events

- Kuum
- Nayug
- Mu
- Fabni
- Bag

death
robbery
fire
dismissal
accident

Verbs

- Mal
- Wul yendu nyum
- Kuan puo
- Kpě jua
- Kpe
- Jā
- Saã/gad liig

to give birth
to baptize
to marry a woman
to marry a man
to die
to steal
to succeed

Expressions for happy events

- Balg yě yuman
- Balg yě yuman-man
- Balg yě yuman
- Bal yě / mal
- L tie npo paman

congratulations (you're lucky)
congratulations (you plural)
congratulations to him/her
to give birth
I am (very) happy

Expressions for sad events

➤ L tie n po pabon	I'm (very) sorry
➤ Sugl	sorry
➤ níbaug	sorry for you
➤ Yě fala	condolences
➤ yendu n bu gal ˆɔ/	may he rest in peace
➤ bil ˆɔ Kakaãñanu-niñ	
➤ suolakua	have courage

Exercises

1) Express your feelings on the following events

- Your brother got married
- Your host father has just lost his mother
- Your friend passed his exams
- Your aunt had her first baby.

2) Translate into Moba

- a) I lost my father _____
- b) Congratulations _____
- c) She got married _____
- d) My condolences _____
- e) You have succeeded _____
- f) You have been promoted _____

Situation

The head master's wife at the school where you're working has just given birth. She meets you and announces the event to you. Express your feelings to her.

TDA

Go see your counterpart, ask him questions about what he does when events occur in the country. Share the expressions with the class.

Lesson 12

Ask for help in an emergency



Objectives

After studying this lesson trainees will be able to

- 1) Use appropriate words and expressions to ask for help in emergency case.
- 2) Use object pronouns
- 3) Discuss the safety and security support system in their community.

Dialogue

There is a snake in John's room. He screams and asks for help. The neighbors rescue him.

John: Waaug–yeeee, waaug yeeee !
Neighbors: U be lɛ, u be lɛ, u be lɛ...?
John: U be n diog–niŋ, u tab dekpın...
Neighbors: Da gba, t bu kpi ug. L g pa.
John: Balg–mā yē told.

Dialogue in English

John: Snake, snake, help me !
Neighbors: Where is it ?
John: It's in my room, against the wall.
Neighbors: Don't worry; we are going to kill it.
John: Thanks for your help.

Cultural and safety and security notes

- *Solidarity between people in the community is very strong, so you just call out if you need others' help*
- *In big cities, people are more individualistic and less likely to help in an emergency.*

Words and useful expressions

Emergency cases

- | | |
|---------------------|------------------|
| ➤ Nayug | theft |
| ➤ Waaug–junu | snake bite |
| ➤ Bog–junu | dog bite |
| ➤ Nyu–dinu | drowning |
| ➤ Buot | physical assault |
| ➤ Baag | accident |
| ➤ Puo bibu/puo jinu | rape |

Verbs

- Tod to help
- Fad to save
- Gaal to save

Expressions to alert

- Waaug yeee snake
- Waaug jun ɔ̃ the snake has bitten me
- B buo ɛ̃ n yeee/b pua ɛ̃ n people are beating me
- Mu yeee fire
- Nyum di nil yeee somebody is drowning
- Nayig yeee thief
- Bog jut n yeee the dog is biting me
- Yeee (interjection)

To ask for help

- Tod to help
- Fad/gaal to save

To help

- Bε n tien ɛ̃ a ni ? What is wrong with you?
- N bu fit g tod ɛ̃ a nii ? Can I help you?
- yes
- Aai no, it is ok

Exercises

1) Make sentences using these words:

Waaug, junu, nyum, nayig bog.

2) Which words or expressions would you use in these situations

a) someone touched your butto_____

b) you see a snake in your compound_____

c) you are very ill, and you want the help of your neighbor

d) The house of your counterpart is burning_____

e) Someone is demanding to marry you_____

f) A crazy man is harassing you _____

3) Translate into Moba

a) Can you help me_____

b) Help them_____

c) They help me_____

d) It's ok_____

e) Her father helps me_____

f) What can I do_____

Situation

When coming back from the market at 6:30 p.m, you see a group of people.They attempt to attack you and they steal what you bought. What would you do ?.

TDA

Go to your host brother/sister. Ask him/her questions to know what she would do in case of a dog attack. Come and report to the class.

Lesson 13

Talk about work



Objectives:

After studying this lesson trainees will be able to

- 1) Use appropriate vocabulary and the conditional tense to talk about his/her job in the community
- 2) Discuss the importance of foreign help (especially American help) in moba communities

Dialogue

Aïcha a CHAP volunteer in Dapaong met the Director of the hospital and explained to him the reason why she is there.

- Major: Yě soml.
Aïcha: Nfaa! A wō dua k l man[^]ii ?
Major: Laafiε. B yi[^]a bε ?
Aïcha: B yin Aïcha. N nyiε Colorado AmeriKa dogniη.
Major: A suā bε Dapaon-nε ?
Aïcha: B yi n tuon tuon CHAP lanika: "santé communautaire et prevention du SIDA". N bu su tuon yě doktamba, yě binamba
Major: L nã. Yamboat todl tuosuna kul tie lan ε ?
Aïcha: Aai! Cag-la be.
Major: L tie n po paman g t bu taã g su tuon.
Aïcha: Balg böciεn.

Dialogue in English

- Major: Welcome.
Aïcha: Thank you! Good morning (how are you ?)
Major: I'm very fine. What's your name, please?
Aïcha: My name is Aïcha. I am from Colorado in America.
Major: What kind of work are you going to do here in Dapaong ?
Aïcha: I'm a CHAP volunteer. (Community health and AID prevention) I will work with health workers and mothers.
Major: Good. Are all Peace Corps volunteers doing the same thing ?
Aïcha: No, there are other programs.
Major: I'm happy that I am going to collaborate with you.
Aïcha: Thanks a lot.

Cultural and safety and security notes

- *Americans are well regarded in the community and everybody would like to befriend or to collaborate with them*
- *Some people think Americans are rich and powerful and have solutions to any situation.*

Words and useful expressions

GEE: Sipaam fantu yē b liig gadu cagl

➤ Kalatu	school
➤ Kalatubig	student
➤ Miɛldl	teacher
➤ Tuo-baŋl	apprentice
➤ Dam	parents
➤ Kɔliɛt	college
➤ Tuon-buol	workshop/office
➤ Cāna/Cāba	patron(also father/mother)
➤ Tītanu	meeting
➤ Tunt	to teach
➤ Taã	to gather
➤ Tītanu-buol	place of meeting
➤ Cegl	to advise
➤ N bu su tuon yē sipaam fantu yē b liig gadu cagl	I'll work in the GEE program
➤ M ī yē kalatubit bu su tuon	I work with students
➤ N bu taã sɪpaam g maat ponyanu mam	I'll gather girls to talk about abortion.

CHAP: gbanāmāt yē SIDA paagu bobɪn cagl

➤ Dɔktaŋaag	hospital
➤ Dɔkta	doctor/nurse
➤ Nyɔgu	medicine
➤ Te cegli	to advise
➤ Bit bignu	baby weighing
➤ Sígéd	hygiene
➤ Got bit niŋ	to take care of children
➤ Duã juudiog-niŋ	to sleep under the mosquito net

➤ SIDA yiɛlu	AIDS
➤ Yiɛl buolu kul	all kind of diseases
➤ Te labal	to give information
➤ Cɔg pienu	to inject

NRM: kpaab yě tini nãmu cagl

➤ Kpakuola	farmers
➤ Tiig	tree
➤ Dulm	fertilizer,compost,pit
➤ Bul	to show (maize, beans...)
➤ Wu	to plant
➤ Daãpaŋ	cooking stove
➤ Kpaab	farm
➤ Dulpag-nu	fertilizer use
➤ Taag	rain
➤ Siɔg	rainy season
➤ Fal	dry season
➤ Ti-bina	seed (for all kinds of trees)
➤ Muat	grass
➤ Daad	wood
➤ Tod	to help
➤ Kolg/koli	chicken/chickens
➤ Piog	sheep
➤ Naab	cow

SED: kpenkpěta yě yab luot tuon bit-bit cagl

➤ Fieli	shop
➤ Lig-li	money
➤ Títanu/Mɔtaug	groupement
➤ Puob- títanu	groupement de femmes
➤ Bil lig-li	to save money
➤ Baŋ	bank
➤ Kùad	to sell
➤ Dá	to buy
➤ Pa	to pay

Exercise

List in Moba two to three activities in each program.

Grammar notes

The future tense

Subject+ bu + verb + object

N bu wu tiig

I'll plant a tree

Exercises

Translate into moba

- a) I'll work with farmers_____
- b) You will teach in the college_____
- c) The parents have a meeting_____
- d) The Peace Corps volunteer will work well_____
- e) I'm happy that I will collaborate with you_____
- f) She is living in Babade_____

Situation

You meet women at your post for the first time. Explain to them the main activities you are going to do together.

TDA

Go to the chief of your village introduce yourself and explain your program

Useful expressions

1) Conversation managers

- | | |
|---------------------------------------|---|
| ➤ Sugl be / kafala | please/excuse me |
| ➤ Suosuo/ suos | slowly |
| ➤ Mad suo | say it slowly |
| ➤ ṅam mad | say it agan |
| ➤ L niim niṅ ^h i? | what does it mean? |
| ➤ ...niim nin | what does...mean? |
| ➤ N g gbiε l niim niṅ ^h i? | I don't understand it |
| ➤ N g gbiε | I can't hear you |
| ➤ L māḍ g pel ɔ | It's too fast |
| ➤ Mad suosuo g mi fit g gbat | say it slowly again so that I can understand it |
| ➤ A ye g bεε | you said what? |
| ➤ Bε | what? |
| ➤ L g tie mam | it's not a problem |
| ➤ L g biil siel | it's doesn't matter? |
| ➤ A gbiεε | do you understand? |
| ➤ | Yes,I do |
| ➤ - | No. I don't |
| ➤ A gbat ^h ii? | did you hear that? |
| ➤ Tɔɔ n gbad | ok, yes I heard it. |
| ➤ Mɔnii? | Is it true? |
| ➤ Mɔni | it's true. |
| ➤ N g bā | I don't know. |

2) To express needs

- | | |
|--------------------------|------------------------------------|
| ➤ Nnyunyuglu mɔg'n | I'm thirsty |
| ➤ N bua/bu nyu kom mɔg'n | I will/want to drink |
| ➤ N bu/bua di | I will/ I want to eat |
| ➤ N cɔg | I'm tired |
| ➤ N bua fuot | I want to relax |
| ➤ N bua fuot wam | I want to relax a little |
| ➤ N bua duā | I'm going to bed |
| ➤ N bua saā nyalm/wul | I want to use the latrine/bathroom |
| ➤ Wɔlu mɔg'n | I 'm hot |

- Wat mɔg'n
- N bua baŋ wam

I'm cold
I would like to study a little

3) At home

- Kafal káluol
- Yě soml
- Kīkanu be
- Kīkanu be mā
- Yi soml labaál ĩ?
- N saā daag g guā
- N gad tuon g guā
- Guā tom
- A tunt manu u
- T kal mā
- Bal-mā t kal
- Won nnyā

ok,come in
welcome
please have a seat
please have a seat(to more than one person)
what are you here for?
I'm going to the market and I will be back.
I'm going to the office and I'll be back
come back early
have a good day
let's eat
come let's eat
see you tomorrow

4) On travel

- N gad sɔnu g guā
- Som manu u
- I som manu u
- A guā tom
- A guā yě boŋana
- L po yab ĩ?
- Yendu nnyan ĩ a sɔnuu /a sɔnu n pen

I'll travel and I will come back
safe journey
safe journey to more than one preson
come back early
bring good things back
what about people from where you come from?
bye bye

5) Compliments

- Liɛdl ŋā
- L ŋā yě na
- A tiɛ ŋā npo
- N bua l
- L cabl ŋā npo

your dress is very nice
you look nice
I like your dress
I like it.
I like the cloth

6) At work

- Tɔɔ
- A tuon po ĩ?
- T gba
- Tuon pa paa

ok
what about the work?
we are on it
the work is very difficult

➤ L tuon pal/L g tie tuo-big

It's not an easy job

7) The weather

➤ Wɔlu be

it's hot

➤ Wɔlu be paa

it's very hot

➤ Wat be paa

it's very cold

➤ wɔŋ/faalu

wind

➤ wɔŋ da/faalu pua

it's windy

➤ Tag ba

it's raining

➤ Nyum ŋã

the weather is clear

➤ L nyili

it's shining

➤ Taag bu ba

it will rain

➤ L bon

it's dark

8) At a feast

➤ L jaam wõ ŋã

the feast was very good

➤ Jaã-mam

“good feast”

➤ Jaam man a po

“good feast to you”

Other expressions

➤ L niimniŋ tie g

it's means that...

➤ L ŋã g...

it's good that

➤ L si n g...

it's necessary for me that

➤ L tie g...

It's important to...

English to Moba Glossary

A

accept	tuo
accident	bag
ache	yielu
advice	ceg-li
after	lepuolpo
afternoon	yētun
again	bi ε
age	bin
agree	tuo
aid	tod
airplane	bieyugtug
all	kul
allow	cab
alone	kua
already	taā
also	bie
always	yog-kul
ancestor	dam
and	yē
animal	bōkobug
another	lua
answer	ji ī
any	siel
anything	bōsi ε l/yalkul
apologize	miel sugl
appear	dɔgd
arm	kpīkpaug
around	yiel-niη
arrive	punt
as	yē
ask	bual

B

bad	g ηā/bí
bag	kɔl
ball	balɔη
banana	kɔdu

bank	baŋ
barber	yukuog
basket	kpācubg
bathroom	nyuwuldiog
battery	tablat-tana
beat	pua
beautiful	ŋã
become	tɔ
because	kalma
bed	gado
bedroom	detuatug
beer	biɛl
begin	cíl
believe	gaal
belt	gban
between	sisiíg-niŋ
big	yab
bird	nuaŋ
bite	ju
black	bõ
blood	sɔm
blue	blu
boat	ŋatuŋ
book	kadaug
bottle	kpalbil
boy	bõjag
bridge	kudolg
bring	bal yen
bureau	biru
but	ama
buy	da

C

call	y iĩ
canoe	jabulbgetíl
car (auto)	tulĩcaak
carpenter	kapĩta
carry	tug
catch	suol
cement	símít

chair	kog suson
change	lebt
chat	pag pīpaug
chief	bad
choose	gan
church	jaāt–diog
cigarette	cigaał
city	dog
classroom	kalatudon
clean	sígē
close	luō
cloth	cīcen
clothes	tiēd
coconut	kpaakpa
come	bal
comic	L mɔg laat
complain	fabī
console	sɔŋ pal/nyi pal
continue	tie g l sa
corn	kpabda
cost	daug
cry	yígē
cut	cua

D

dance	siēg
dark	bōbon
daughter	bípuo
day	dal
dead	kuu
deep	nyua
difficult	pa
disease	yiēlu
dish	tiog
distribute	biit
do	tiē
doctor	dokta
dog	bɔg
door	gan
dry	kuō
dream	daŋigd

drug	nyɔgu
duty	tuon

E

each	sua kul/yua kul/yal kul
ear	tubl
early	tom
earth	tiŋ
east	puolpo
effort	yablu
egg	jen
empty	ya
encourage	paã
end	juog
enemy	ja yě ja
evening	dajuog
everybody	nil kuol
everything	bon kul
everywhere	naãbuol kul
except	lã nya
extra	maã/pugě
eye	nubbin

F

face	nuŋ
fall	ba
famous	yigl
far	fag
farm	kpaab
farmer	kpakuol
fast(rapid)	
festival	jam
few	wam
fire	mu
first	cĩcín
flower	pug
food	jied
force	paŋ
foreigner	saã

forest	fual
forget	sun
forward	Liigpo
fry	sín
full	gbie

G

game	jelug
gas station	sāt kuat-buol
garden	gɔg-lug
gate	gājajal
gather	taā
gift	paab
girl	bōpuog
give	te
god	yendu
government	gobna
green	bō yē tifaad
ground	tiŋ
groundnut	tiina
grow	ko
guest	saā
guide	saākpal

H

habit	tiεog
hair	yut
half	bɔgtī
hand	nu
handsome	ŋā
happen	L tie/ L baat
happiness	paman
hard	pa
health	laafiε
healthy	be
hear	gbad
heart	pal
heavy	kpiεg
height	fagēd
high	fag

highway	pājacion
history	makpelum
hole	buotuog
honest	
hunter	waal

I

idea	māālim
if	li tie
immediately	totoni-totoni
important	/bōmɔn
insect	boyuyug
interesting	ḡā/mā
invite	yī dina
iron	kúd

J

job	tuon
joke	sāgdā
journey	sɔnú
joy	pāmán
jump	yug

K

key	pienú
kill	kpí
king	bád
kichen	jetiē–buol
knee	dun
knife	jug
know	bán

L

labor	tuon
land	tiḡ
language	málám
last	juoég

late	biɛl puol
laugh	lá
law	yiko
lead	kpa
leader	sōliig
learn	baŋ
leave	yát
leg	tāl
length	fāgēd
lie	fá-faug
life	miɛl
listen	céŋ
little	wám
long	fāg
look	god
lose	buō
luck(good)	yuman

M

malaria	yugbáug
male	bójag
manioc	bance
manner	bōtitiog
many	bociɛn
maybe	biɛɛ
meaning	niimniŋ
mechanic	fitā
medicine	nyɔgú
meeting	tītanú
merchant	biɛɔ
miracle	jilma/pālg
mirror	nunyuauŋ
month	mɔb
moon	ŋmālig
mosquito	juuŋ
mountain	juāl
mouth	ŋmālig

N

near	kob/tāāb
nearly	...ηmaη...
necessary	l si
neck	tulú
need	buā
neighbor	kūkuākpiεg /kūkuāyuag
never	báη/da báη
new	paā/bōpāān
night	nyieɔg
noise	fuug
none	fádá puó
noon	yēsiig
north	yāāη
nose	miel
nothing	yán
now	mɔláne

O

ocean	nyúcion
offer	te/pí
office	bilú
often	yog-kul
old	ciε bōkpel
once	yem
open	luót
opinion	malim-niη
or	laniká
other	luá

P

pack	dógl
pain	kpanú
pants	kpaltafuog
papaya	gɔntil
paper	kadaug
parent	daā
past	kpele
pay	pā

peace	laafie
period	yóg
permit	cab/te sonú
people	niib
perhabs	bìε
person	níl
piece	diog
pillow	yukpāktl
piss	nyán
place	buol/γiel
plant	wú
plate	tādíg
pleasure	kpākpamug
policeman	pilúg
poor	tálg
post office	puot
pot	bóbl
power	pālú
praise	dōt
prefer	lúgd
pregnant	púm/tūpúmíl
prepare	tiē jied/bóbí
president	dogdaā
pretty	ḡā
prevent	lógd
priest	fādā
profit	nyuāt
progrees	líg sāānú
promise	puō
prove	sō yē muánú
punishment	túbdatú
purpose	...po

Q

queen	puobád
question	buāli
quicly	yi
quiet	ḡmĩ

R

rain	tāg
raise	guõ
reach	púnt
ready	bobtīt
receive	gáál
red	bõmɔn
respect	cɔlɪd
rest	fuód
return	lebt
rope	toŋ/ ŋmiug
rubber	wálbā
run	sā

S

sack	kɔl
salary	pāug
say	máád
seat	kāl
see	lá
separate	paad/yát
share	bɔgd/biit
short	jě
show	wā
sick	yiel
side	kpiŋ / ...po
since	hāl
sit	kāl
slow	suo
small	bõbig
south	yāmbāuŋ
speak	maad
swim	dug nyúm

T

table	tiébl
talk	māād
tall	fāg
test	bigě
than	cie/g tie

thank	tiē balg
there	ie-buol
third	bānta-pó
throw	lú
tooth	nyān
travel	saã-sɔnu
tree	tiig

U

until	hal /...yē ...
university	kalatu sakal

V

vaccinate	cɔg
vaccination	cɔgl
volunteer	yamboat todl tuosun

W

wait	gúúl
wake up	fííl
walk	som (tatiŋ)
warn	fú
wash	wún
water	nyúm
welcome	yē soml
well	boŋan
wide	piε /yalē
wind	woŋ
window	tɔkɔlbon
with	yē
work	tuon
write	

Y

yam
yellow
yesterday
yet

nugā
mɔ̄ yē dúút
wón mbá wó gál
dáá

Z
zone
zero

yīyém
yán