

# *Peace Corps*

*Malagasy*  
*Livre du stagiaire*



## DOCUMENT RESUME

ED 454 700

FL 025 340

AUTHOR Tshiangale, Mupemba Wa  
TITLE Corps de la Paix Madagascar Livre du Stagiare. Langue: Malagasy Ofisialy (Peace Corps Madagascar Volunteer Manual. Language: Official Malagasy).  
INSTITUTION Peace Corps, Antananarivo (Madagascar).  
PUB DATE 1996-05-00  
NOTE 178p.  
PUB TYPE Guides - Classroom - Teacher (052)  
LANGUAGE English, French, Malagasy  
EDRS PRICE MF01/PC08 Plus Postage.  
DESCRIPTORS Contrastive Linguistics; Cultural Awareness; \*Daily Living Skills; Dialogs (Language); Family (Sociological Unit); Food; \*Grammar; Health; Housing; Hygiene; Interpersonal Communication; \*Language Patterns; \*Language Skills; \*Malagasy; Phonology; Second Language Instruction; Second Language Learning; Skill Development; Standard Spoken Usage; Transportation; Uncommonly Taught Languages; \*Vocabulary Development; Weather; Work Environment  
IDENTIFIERS \*Peace Corps

## ABSTRACT

This manual for Malagasy is designed for the specific language instruction needs of Peace Corps personnel working in Madagascar. It is written primarily in English and Malagasy, with introductory sections in French. It consists of 29 topical lessons, each geared to a specific domain and competency and containing information on needed materials, warm-up exercises, notes on classroom presentation, cultural information, exercises, a brief dialogue, new vocabulary, and exercises on cultural content, grammar, vocabulary, and conversational skills. Lesson topics include: personal identification and greetings, food, market shopping, time, calendars, giving and understanding directions, social relationships, daily activities, seasons, health matters, work environment, transportation, and safety and security. A summary chart of domains, competencies, and related vocabulary, grammar, and language functions for the lessons is included. (MSE)

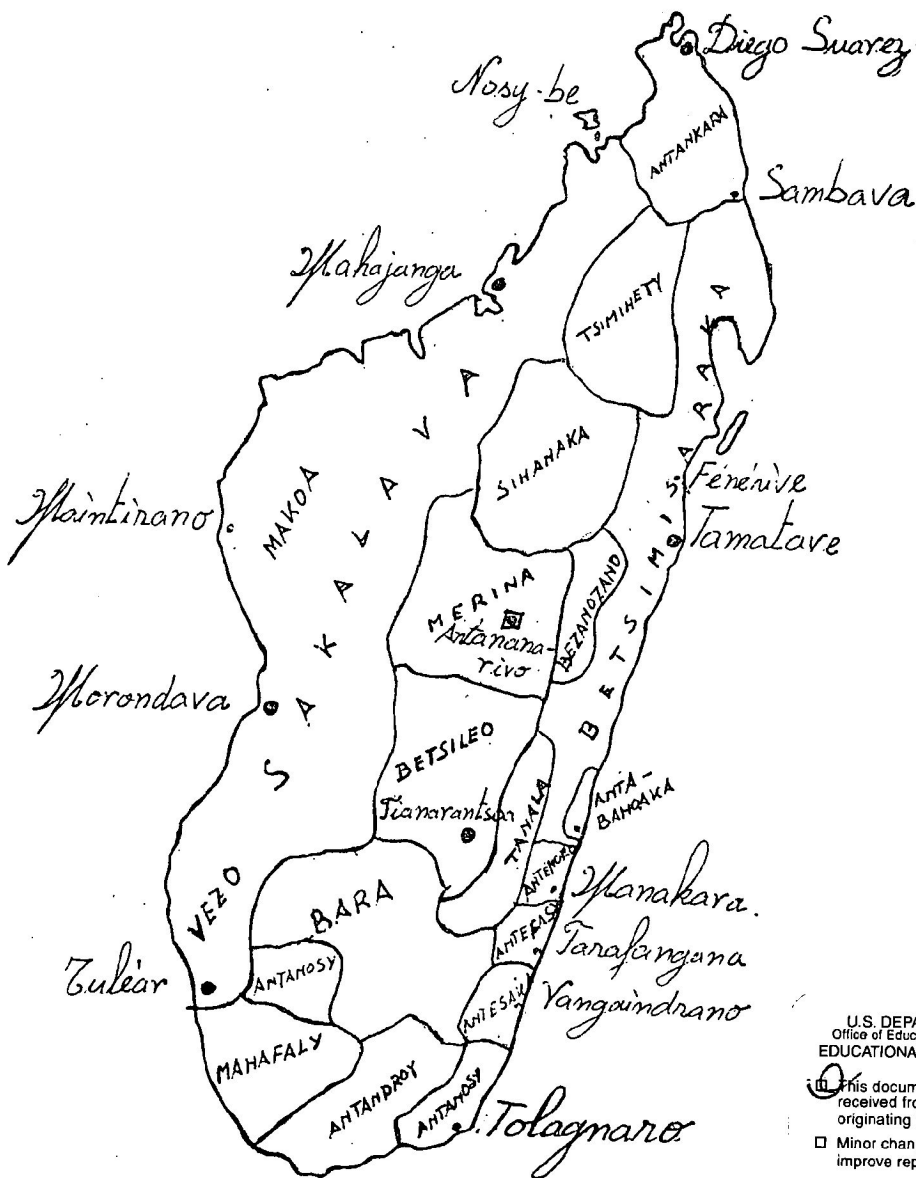
# CORPS DE LA PAIX

ANTANANARIVO

MADAGASCAR



ED 454 700



U.S. DEPARTMENT OF EDUCATION  
Office of Educational Research and Improvement  
EDUCATIONAL RESOURCES INFORMATION  
CENTER (ERIC)

- This document has been reproduced as received from the person or organization originating it.
- Minor changes have been made to improve reproduction quality.
- Points of view or opinions stated in this document do not necessarily represent official OERI position or policy.

**LIVRE DU STAGIAIRE**  
**LANGUE: MALAGASY OFISIALY**

Lot : II Y 14 bis Ambaranjana  
BP : 620, Antananarivo

Tél. : 313 30 - 313 54  
Fax. : 314 13

**BEST COPY AVAILABLE**

**MAI 1996**

Flo25340

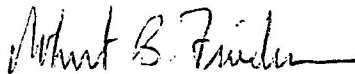
## PREFACE

Le Corps de la Paix Madagascar se félicite d'éditer ~~definitivement~~ les manuels en langues locales. Ces manuels sont destinés à l'enseignement de futurs Volontaires appelés à utiliser les variantes dialectales suivantes: Antanôsy, Bara, Malagasy Officiel et Sakalava .

Nous restons convaincu que le sérieux et le souci de mieux faire dont a fait montre toute l'équipe du Programme de Langues constituent des preuves éloquentes de la qualité des résultats que l'on pourrait enregistrer en utilisant ces matériels.

Pour avoir mis à la disposition du Corps de la Paix Madagascar toute son expérience, Monsieur Mupemba Wa Tshiangale, Coordinateur de Langues (LDE) mérite nos remerciements qu'il devra partager avec toute l'équipe des Formateurs et Formatrices de Langues.

Aux Stagiaires et Formateurs de langues, nous souhaitons de gros succès dans leurs tâches respectives.



**Robert B. Friedman**

Directeur du Corps de la Paix Madagascar.

## REMERCIEMENTS

Nous voudrions présenter, à l'occasion de l'édition définitive des manuels de langues édités et initiés par le Corps de la Paix Madagascar, nos sincères remerciements à Madame *Helen Miles, Directeur du stage* pour ses conseils techniques et ses corrections qui nous ont été d'un apport non négligeable dans la rédaction desdits manuels.

Nos encouragements, remerciements et notre gratitude vont également tout droit au *Directeur du Corps de la Paix Madagascar, Robert Friedman* pour nous avoir soutenu dans la réalisation de ce projet qui lui reste sien et propre. Qu'il continue à encourager de tels projets en vue de faciliter le travail du Programme de Langues dont il nous a confié la direction.

Nous serions ingrat si nous ne remercions pas les *Directeurs Adjoints du Corps de la Paix Madagascar, Larry Blake et Thérèse Glowacki* pour leurs assistances, amitié et disponibilité à collaborer avec nous et nous faciliter ainsi nos responsabilités.

Que Madame Elizabeth Dunning et le Volontaire Roland Pritchett soient également remerciés pour nous avoir aidé surtout avec la correction de l'Anglais dans les livres des stagiaires. La première a corrigé et nous a aidé avec le formating desdits livres. Le deuxième a travaillé sur le livre du Malgache Officiel.

Que les *Volontaires et Stagiaires* de deux premières promotions du Corps de la Paix Madagascar soient remerciés pour leurs remarques qui nous ont aidé à repenser ces matériels en vue d'être plus près des besoins des apprenants.

Pour avoir abattu un travail dur et en un temps record et pour avoir même sacrifié leurs heures de repos à penser au contenu de ces matériels, tous les Formateurs et Formatrices des Langues (Malagasy Officiel, Antanosy et Bara) des PSTs 1993, 1994 et 1995 ont droit à un seul mot: MERCI.

Ce merci s'adresse plus particulièrement aux rédacteurs *Ravo Dolce Léa et Rasoazanabary Marta* pour le Malagasy Officiel, *Léa Christine et Rakotonomenjanahary Nata Robert* pour le Bara, *Ravaosolo Tsitakatra Jacqueline* pour l'Antanosy et *Ravo Dolce Lea* pour le Sakalava . Merci à *Andriatahiny Helianta Harinaivo* pour la mise en ordinateur des textes.

Fait à Antananarivo, le 11 Mai 1996.

Mupemba Wa Tshiangale

*Mupemba Wa Tshiangale*  
Language Development Expert.

## NOTE AUX STAGIAIRES

Ce manuel que nous vous présentons n'a de sens que si vous vous sentiez vous-même responsable de votre apprentissage et de votre progrès en langue que vous apprenez.

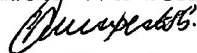
Ce manuel ne vous donne pas toute la matière et les explications dont vous auriez besoin, il vous semblera un canevas et même un schéma. C'est ainsi que nous avons jugé bon de ne pas traduire en Anglais certaines structures lexicales ou mots de vocabulaire dans le souci de vous permettre de suivre les explications du Formateur ou de la Formatrice en classe. Car ce manuel ne se fixe pas comme objectif un apprentissage autodidacte.

Ce manuel cherche au contraire à favoriser les contacts entre Formateur-Stagiaire en exploitant les besoins immédiats des Stagiaires en langue et culture en vue de la bonne intégration du ou de la stagiaire dans les milieux hôtes .

Ce manuel reste ainsi un document incomplet, les explications en classe vous aideront à comprendre mieux certaines théories qui ne sont peut-être pas très clairement exprimées.

Nous espérons que votre participation aux leçons et votre prise de conscience du fait que vous êtes les premiers responsables de votre apprentissage vous seront des outils nécessaires pour obtenir des résultats escomptés .

Mupemba Wa Tshiangale



Language Development Expert

**CONTENTS OF COMPETENCIES  
(Official Malayasy)**

N	Domain	Competency	Vocabulary	Grammar	Function
1	Personal identification	PWBAT greet others and introduce him/herself.	Nationalities Professions	Personal pronouns	Greetings Farewells
2	Personal identification	PWBAT introduce somebody to a third person	Professions	Active voice	Making introductions
3	Personal identification	PWBAT talk about his/her family	The members of the family	Possessive adjectives: placement	Introducing one's family
4	Food	PWBAT order food in a small restaurant	Names of dishes	Cardinal numbers (1-10)	Ordering food
5	Food	PWBAT express his/her tastes and preferences in food	Different kind of tastes	Degree of comparative	Expressing personal tastes and preferences
6	Shopping	PWBAT get information about price and quality of items in the local market	Different quality of items	Cardinal numbers	Asking about quality Asking about price
7	Shopping	PWBAT bargain in the market	Different quality of items	Cardinal numbers	Negotiating price



8	Time Season Calendar	PWBAT name the days of the week and talk about his/her activities	Daily activities Days	Present tense	Describing activities
9	Time Season Calendar	PWBAT tell time, name the parts of the day and talk about the relevant activities	Daily activities Parts of day	Past tense	Telling time Describing activities
10	Market	PWBAT ask someone to buy something for her/him	Items	Future tense	Asking favors
11	Food	PWBAT prepare Malagasy food	Appropriate words in preparation of rice	Passive voice	Indicating steps, a sequence of events
12	Directions	PWBAT ask for directions to get some place	Place names	Prepositions of place	Asking directions
13	Directions	PWBAT describe a place	Qualificative adjectives	Placement of prepositions	Describing a place
14	Directions	PWBAT situate a place geographically	Cardinal of the compass	Active imperative Passive imperative Relative imperative	Describing a location
15	Social relationship	PWBAT extend and respond to invitations	Festive events	Conjunctions: <u>fa</u> and <u>satria</u>	Accepting an invitation Declining an invitation

16	Social relationships	PWBAT congratulate someone on happy occasion	Holidays Happy events	Auxiliary <u>samy</u>	Holiday greeting congratulating at happy events
17	Social relationships	PWBAT offer his/her condolences to a grieving family	Words relating to death	Causative <u>-amp-</u>	Offering condolences
18	Daily activities	PWBAT ask a family about their everyday activities	Different kind of activities	Adverbs of time	Asking about activities
19	Daily activities	PWBAT express some of his/her needs	Needs	Auxiliaries: <u>te</u> , <u>tokony</u> , <u>mila</u> , <u>tsy maintsy</u>	Expressing basic needs
20	Weather Calendars	PWBAT describe the season	Season Seasonal elements	Conjunctions: <u>ka</u> / <u>nefa</u> .	Describing seasonal activities
21	Weather Seasons Calendars	PWBAT talk about seasonal activities	Different agricultural activities	Conjunction <u>rehefa</u> and its placement	Describing seasons
22	Health	PWBAT talk about his/her health	Body parts	Adverbs of frequency	Talking about someone's health
23	Health	PWBAT inquire about someone else's health	Symptoms of some illnesses	Adverb of frequency	Inquiring about someone's health
24	Work	PWBAT talk about Peace Corps	Peace Corps programs	Preposition <u>amin'ny</u>	Explaining the goals of Peace Corps
25	Work	PWBAT speak about his/her job as a PCV	Words relating to teaching and teacher training	Forming nouns from verbs	Talking about one's job

26	Transport	PWBAT inquire about travel possibilities, costs and conditions	Means of transport	Interrogative words	Complaining about a problem that might arise during a trip.
27	Social relationship	PWBAT refuse politely sexual advances or someone's offer for an intimate relationship	Phrases used in flirting	Prefix <u>mpi-</u>	Expressions to say no to an intimate relationship
28	Security	PWBAT seek help from the community members in case of an emergency	Actions relating to aggression	Pronoun <u>izany</u>	- Sending someone to seek help - Useful directions to a guard
29	Security	PWBAT describe his problems to the authority	Juridical words	prefix <u>maha-</u>	Describing aggressions

LSM 1


TOPIC: Fampahafantarana (Personal identification)

COMPETENCY: Mahay miarahaba sy mampahafantatra ny tenany ny mpiofana.  
(PWBAT greet others and introduce him/herself.)

---

---

1. Visual aids



LSM 1/1

2. Dialogue

(Scenario: PCT Bob and Jao, a Malagasy trainer, meet for the first time.)

J: Manahoana?  
B: Manahoana!  
J: Inona ny vaovao?  
B: Tsy misy.  
J: Jao no anarako. Malagasy aho.  
Mpampiofana aho.  
B: Faly mahalala anao. Bob no anarako.  
Mpiofana aho. Amerikana aho.  
J: Faly mahalala anao koa aho.  
B: Eny ary, veloma.  
J: Veloma e!

3. Cultural note

Mifandray tanana ny Malagasy rehefa mifampiarahaba.  
(Malagasy greetings usually include shaking hands.)

4. Vocabulary

Malagasy

English

Nationalities

Frantsay

\_\_\_\_\_

Afrikana

\_\_\_\_\_

Sinoa

\_\_\_\_\_

Karana

\_\_\_\_\_

Vazaha

\_\_\_\_\_

Professions

mpampiofana

\_\_\_\_\_

mpiofana

\_\_\_\_\_

mpampianatra

\_\_\_\_\_

mpianatra

\_\_\_\_\_

mpahandro

\_\_\_\_\_

mpanasa lamba

\_\_\_\_\_

direktera

\_\_\_\_\_

sekretera

\_\_\_\_\_

gardien

\_\_\_\_\_

## 5. Simple sentence structure

Text:

Amerikana i Bob.  
Mpiofana izy.  
Malagasy ny mpampiofana.

This text is composed of simple sentence structures; all of which consist of just two or three elements.

1. Amerikana i Bob. (Bob is American.)  
predicate art subj
2. Malagasy ny mpampiofana.  
predicate art subject  
(The trainers are Malagasy.)
3. Mpiofana izy. (He is a trainee.)  
predicate subject

Predicate + [(article) + subject]

N.B: In these sentences, the predicate is an adjective or a noun.

In "Amerikana i Bob", Amerikana is an adjective.

In "Mpiofana izy", Mpiofana is a noun.

(The predicate can also be a verb, as will be seen in the next lesson.)

- All proper nouns are preceded by the article i, as in example 1.
- Substantives (common nouns) are preceded by the article ny, as in example 2.
- In example 3, where the subject is a personal pronoun, no article is obvious.
- There is no verb "to be" in Malagasy.

6. Personal pronouns

Text:

Amerikana aho.  
Malagasy ianao.  
Nelson Mandela, Afrikana izy.

Singular	Plural
aho	isika (inclusive form) izahay (exclusive form)
ianao	ia:areo
izy	izireo

7. Interrogative sentences with "Ve"

A: Amerikana ve i Bob?  
B: Eeen, Amerikana izy.

- The interrogative marker "ve" is placed before the subject of a sentence.

Predicate + ve + [(article) + subject]?

8. Negative sentences

A: Frantsay ve i Jao?  
B: Aan, tsy frantsay izy.

- Tsy indicates a negative sentence.
- Aan simply means "No".

9. Affirmative sentences


A: Amerikana ve i Bob?  
B: Eeen, Amerikana i Bob.

- Eeen, simply means "Yes".

10. Greetings

A: Manahoana tompoko?  
B: Tsara fa misaotra, tompoko.  
A: Inona ny vaovao?  
B: Ts'isy/tsy misy.

## 11. Farewells



A: Eny ary, veloma!

B: Veloma o!

A: Eny ary e, mandra-pihaona!

B: Mandra-pihaona e!

- When replying to a farewell, the pronunciation of the last syllable of the response is slightly altered. They are pronounced in this way: "velomôôôô!" or "mandra-pihaonéééé!".

## EXERCISES

### 12. Scrambled sentences

Rearrange the following words into meaningful sentences.

- ianao/manahoana.
- anarako/no/Lea/i.
- Amerikana/aho/Karen/i/no/anarako.
- anao/faly/mahalala.
- tompoko/ianao/veloma.



13. Bijection

Match the names you've been given with the following professions, then add the individual's nationality.

<u>Professions</u>	<u>Names</u>
sekretera	_____
mpiofana	_____
mpampiofana	_____
mpanasa lamba	_____
mpahandro	_____
gardien	_____
mpampianatra	_____

14. Translation

Translate the following dialogue into Malagasy.

J: How are you?  
S: I'm very well, thanks.  
J: My name's John. I'm Chinese. I'm a student.  
S: Nice to meet you. My name is Soa. I'm Malagasy. I'm a cook.  
J: Nice to meet you, too.  
S: What's up?  
J: Nothing special.  
S: Bye!  
J: Bye.

15. Task

You've been given the name of a staff member. Find him/her to say hello and introduce yourself. Don't forget to say good bye!

SELF-EVALUATION

I am able to	Not at all	Fairly well	Well
greet someone			
introduce myself			
say goodbye			

in Malagasy.

LSM 1/6


LSM 2

TOPIC: Fampahafantarana (Personal identification)

COMPETENCY: Mahay mampahafantatra olona hafa ny mpiofana.  
(PWBAT introduce someone to a third person.)

---

1. Visual aids



LSM 2/1

2. Dialogue

(Scenario: Noro, a Malagasy trainer, introduces her friend Bakoly to PCT John.)

N: Bakoly, izy no John, mpiofana izy.

B: Faly mahalala anao, ry John.

N: John, izy no Bakoly, namako. Mpitsabo izy.

J: Faly mahalala anao koa aho, ry Bakoly.

3. Cultural note

Tsy zatra ny mampahafantatra olona hafa ny eto Madagasikara raha tsy amin'ny "situation officielle".

(Except on special occasions {i.e., a party, wedding reception, or meeting someone in a formal situation}, Malagasy people often don't introduce themselves or their companions to a third person.)

5. Vocabulary

Malagasy

English

Professions

mpitsabo

-----

rasazy

-----

mpamboly

-----

mpivarotra

-----

mpiompy

-----

Actions

mitsabo

-----

mamboly

-----

mivarotra

-----

miompy

-----

manasa

-----

mianatra

-----

mampiofana

-----

## 6. Active voice

Text:

Mpitsabo i Peter.  
Mitsabo ny mpiofana izy.  
Tsy mitsabo ny mpampiofana izy.

- In the active voice, the subject of a sentence performs the action described by the verb.

Ex: Mitsabo ny mpiofana i Peter.  
{Provides medical treatment for the trainees Peter.}  
(Peter provides medical treatment for the trainees.)

## 7. Structure of a sentence (active voice)

Ex: Mitsabo ny mpiofana i Peter. (Declarative)  
verb object subject

Tsy mitsabo ny mpampiofana izy. (Negative)  
verb object subject

Predicat + object + (article + subject)

N.B. The conjugation of verbs in the active voice doesn't change.

## 8. Forming the active verb

Ex: mpiofana -> miofana (trainer -> to train)  
mpianatra -> mianatra  
mpivarotra -> mivarotra  
mpiompy -> miompy

- Notice that the names of many professions begin with the letters mp-. This is a marker meaning profession in Malagasy. In order to transform the noun "mpampianatra" (teacher), for example, into the active verb "mampianatra" (to teach), simply remove the letter p from the prefix mp-.

## 9. Interrogative "Inona"

Ex:       Manao inona ianao?     (What are you doing?)  
          Mianatra inona i John? (What does John study?)  
          Mamboly inona ianao?

- In the active voice, "inona" is placed between the verb and the subject.

Verb + inona + subject?

Ex:       Mamboly inona ianao?  
          verb                   subject  
  
          Mianatra inona i John?  
          verb                   subject

## 10. Interrogative "Iza"

Ex1:     Iza ianao, azafady? (Who are you, please?)  
          personal pronoun

          Iza i Jacquy, azafady?  
          noun

          Iza ny dokotera, azafady?  
          noun

- Iza is placed at the beginning of a question.

Iza + noun/pronoun?

- This interrogative is also used to ask someone his/her name. "Iza ny anaranao?" means "What's your name?"

Ex 2:     Iza no mampianatra teny Antanosy?  
          verb                                   object  
          (Who teaches Antanosy?)

          Iza no mitsabo ny mpiofana?  
          verb                   object

Iza + no + verb + object?

- Note that when a verb follows "iza" (or another interrogative word), the particle no is required between them. No is not translatable into English.

LSM 2/4

11. Asking about someone's work about someone's job

These are useful phrases to ask:

Manao inona ianao? \_\_\_\_\_  
Inona no ataonao? \_\_\_\_\_  
Inona no asanao? \_\_\_\_\_

12. Making introductions

Ex: Izy no Benja. (This is Benja.)  
Izy no dokotera.

- This is a phrase to use when introducing one person to another:

"Izy no \_\_\_\_\_."

EXERCISES

13. Line-gram

Complete this dialogue with the trainer.

Dick: \_\_\_\_\_ izy , ry Lanto?  
Lanto: \_\_\_\_\_ Bako, \_\_\_\_\_ izy. \_\_\_\_\_ hamburger  
izy.  
Dick: Faly \_\_\_\_\_ anao, ry Bako.  
Bako: \_\_\_\_\_ ianao?  
Dick: Dick no \_\_\_\_\_ . Mpitsabo aho.  
Bako: \_\_\_\_\_ mahalala anao koa aho, Dick.  
Dick: \_\_\_\_\_ , ry Lanto sy Bako?  
B. sy L: Tsy misy.  
Dick: Eny ary, veloma.  
Lanto: \_\_\_\_\_!

14. Role play

Act out the completed dialogue with a partner, after making appropriate changes.

15. True or false

Read the following sentences to identify whether each is true (marina) or false (diso). If false, rewrite it correctly.

- a. Mianatra teny Malagasy ny mpiofana Amerikana.
- b. Mitsabo ny mpiofana i Mupemba.
- c. Mampiofana ny mpiofana sante i Lucie.
- d. Mivarotra vary i Helen.
- e. Mitsabo ny mpampiofana i Boda.
- f. Mamboly ny mpiofana education.
- g. Mampianatra teny Frantsay i Lea.
- h. Miompy aho.
- i. Mampiofana i Lucie.
- j. Rasazy i Jacky.
- k. Mpanasa lamba i Fara.

16. Questions

Given flashcards depicting different professions, write two questions for each using the interrogatives "iza" and "inona". After being corrected, ask a classmate your questions.

17. Task

With a partner, visit the person whose name you were given and introduce your friend to him/her.

SELF-EVALUATION


I am able to	Not at all	Fairly well	Well
introduce someone to			
somebody else			
in Malagasy.			

TOPIC: Fampahafantarana (Personal identification)

COMPETENCY: Mahay miresaka momba ny fianakaviany ny mpiofana.  
(PWBAT talk about his/her family.)

---

1. Visual aids





2 Text

Ny fianakaviako

Ity ny fianakaviako.  
Izy no dadako. Dokotera izy.  
Izy no neniko. Mpamboly izy.  
Mipetraka any Manakara izireo.  
Manana zoky sy zandry aho.  
Mipetraka eto Tanà izireo.  
Tsy manana nenibe sy dadabe aho.  
Efa maty izireo.

3. Cultural note

Tsy ny ankohonana no atao hoe fianakaviana amin'ny Malagasy fa ny ankohonana maromaro mitambatra.

(Generally, when speaking of his/her family, a Malagasy person means the whole extended family; not the smaller, "nuclear" group.)

4. Vocabulary

Malagasy	English
Mipetraka	_____
Maty	_____
Fianakaviana	_____
Dada	_____
Neny	_____
Dadabe	_____
Nenibe	_____
Zoky	_____
Zandry	_____

5. Verb "Manana" (to have)

Text:

Manan-joky i Soa.  
I Bera no anarany.  
Tsy manan-jandry izy.

- In Malagasy, the singular and plural forms of a verb are the same.

Ex: Manana fianakaviana izy.  
verb            obj.            subj.  
{Has a family he/she}  
(He/she has a family.)

Manana fianakaviana izireo.  
verb                      obj.                      subj.

Manana zoky aho. -> Manan-joky aho.  
(I have an older sibling.)

Manana zandry izy. -> Manan-jandry izy.

Manana vady i John. -> Manam-bady i John.

Tsy manana vady i Sally. -> Tsy manam-bady i Sally.

- When the object of the verb manana begins with letters "z" or "v", the objects change in both spelling and pronunciation: "z" becomes "j", "v" becomes "b".

## 6. Possessive adjectives: placement

Ex:            Ity ny dadako. (This is my dad.)  
                  Ity ny zandrinao.

ny dadabeko  
ny neninay (our mother, not yours)

Malagasy possessive adjectives are attached to the end of the nouns they modify:

Singular possessive adjectives		Plural possessive adjectives	
-ko		-ntsika (inclusive form)	
		-nay (exclusive form)	
-nao		-nareo	
-ny		-nizireo	

## 7. Interrogative "Aiza"

Ex:            Mipetraka aiza ianao?  
                  verb                      subj.  
                  {Where live you?}  
                  (Where do you live?)

Mianatra aiza i John?  
                  verb                      subj.

"Aiza" can be placed after the verb.

Verb + aiza + subject?
---------------------------

Ex:       Aiza ianao no mipetraka?  
              subj.           verb  
              {Where you live?}  
              (Where do you live?)

Aiza i John no mampianatra?  
              subj.           verb

"Aiza" can be placed at the beginning of a question.

Aiza + subject + no + verb?

- Note the inclusion of the particle "no" in this structure.

## 8. Introducing one's family

Ex:        Ity ny dadako. (This is my father.)  
              Ity i Nary.

These phrases may be used to introduce one's family:

Izy {no \_\_\_\_\_.  
      {ny \_\_\_\_\_.

## 9. Asking about a place

ex:        Aiza no ipetrahan'i Anna?  
              Aiza i Bob?  
              Mipetraka aiza ny namanao?

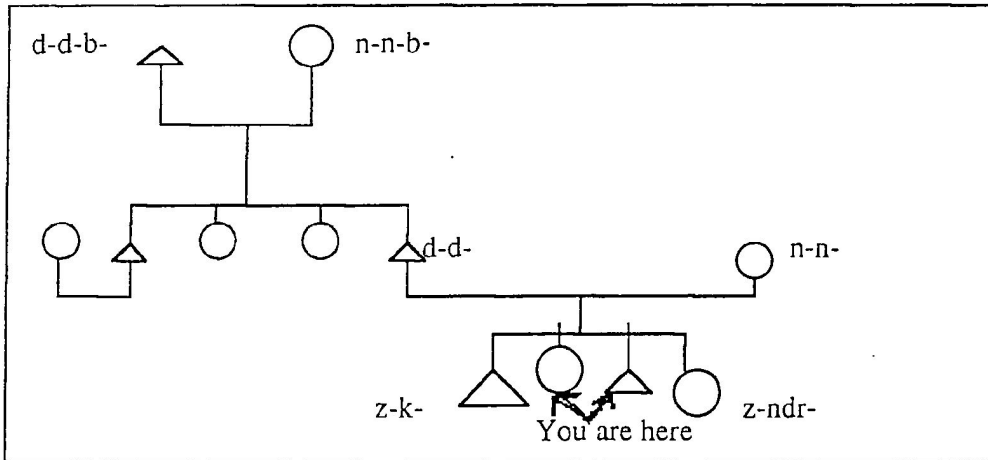
These are expressions to ask about a place:

- Mipetraka aiza i/ny \_\_\_\_\_?
- Aiza no ipetrahana \_\_\_\_\_?
- Aiza i/ny \_\_\_\_\_?

## EXERCISES

### 10. Fill in the blanks

Fill in the blanks of the words on this family tree with the correct letters.



- This is now your family. Introduce them to the class!

### 11. Correct the mistakes

Correct the possessive adjectives in each pair of sentences.

1. Jacky no anarako.  
Mipetraka any Toliara ny dadany.
2. Manana zoky aho.  
Bema no anarany.
3. Vony no anarako.  
Rasoa no anaran'i Neniny.
4. Izy no Robert.  
Zokinao izy.
5. I Lea no anarany.  
Bera no anaran'ny zokiko.
6. Marta no anarany.  
Mipetraka any Antsirabe ny dadabeko.
7. Christine no anarany.  
Mipetraka any Toliara ny zandrinao.

LSM 3/5

## 12. Questions

Write a question using each of these words:

ve, iza, manao, inona, manana, aiza, mipetraka

Now, ask a classmate some of your questions.

## 13. Constructalog

Complete the following dialogue with these words:

een, manana, tsy, mipetraka, mianatra, mpamboly, Toliara, -ko, -ny, aiza, neniko

S: \_\_\_\_\_ fianakaviako aho. \_\_\_\_\_ any Vondrozo ny dadako sy \_\_\_\_\_. \_\_\_\_\_ ny dadako. Rabary no anara \_\_\_\_\_.

J: Mipetraka \_\_\_\_\_ ianao?

S: \_\_\_\_\_ mipetraka amin'ny dada sy neni \_\_\_\_ aho. Mipetraka any \_\_\_\_\_ aho.

J: \_\_\_\_\_ ve ianao?

S: \_\_\_\_\_, mianatra aho.

## 14. Task

Find the person you've been assigned to and tell him/her about your family. Then ask about his/hers, using these types of questions:

- Manana zoky ve ianao?
- Iza ny anarany?
- Manana zandry ve ianao?
- Iza no anarany?
- Mipetraka aiza izireo?
- Manana dadabe sy nenibe ve ianao?
- Aiza izireo?

## SELF-EVALUATION

I am able to	Not at all	Fairly well	Well
describe family relations			
in Malagasy.			

LSM 4


TOPIC: Sakafo (Food)

COMPETENCY: Mahay mikomandy sakafo any amin'ny "hotely" ny mpiofana.  
(PWBAT order food in a small restaurant.)

---

---

1. Visual aids



LSM 4/1

## 2. Dialogue

(Scenario: PCT Al is ordering a meal from the waiter [mpandroso sakafo] in a "hotely" .)

Mp.S. Mandosoa Tompoko! Mipetrapetraha!

Al. Misaotra tompoko, inona no sakafo misy ao?

Mp.S. Misy hena kisoa sy tsaramaso ary atidohan-kena.  
Inona no atao ho anao?

Al. Anaovy vary iray sy tsaramaso aho, azafady.

Mp.S. Ity ny sakafonao. Mazotoa homana.

Al. Misaotra betsaka.

## 3. Cultural note


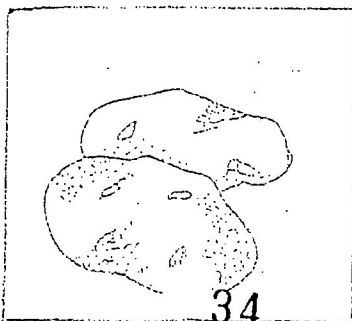

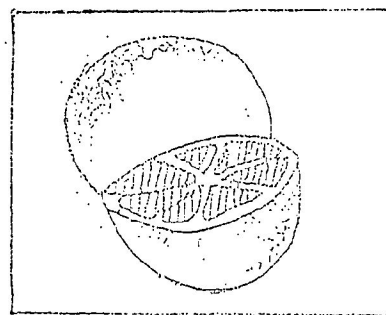

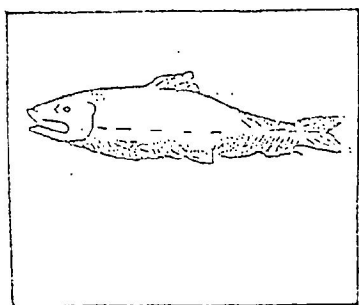
Tsy fahalalam-pomba ny milelaka tanana eo am-pisakafoanana na aiza na aiza toerana ihinanana, fa heverin'ny olona ho tendan-kanina.

(It isn't polite to lick one's finger while eating with other people because they will think that you are greedy.)

Raha asain'olona ka hitondra fanomezana na hanasa olona dia tsara raha manontany ny fadin'izireo, fa raha manao ny mifanohitra amin'ny fadiny ianao dia heveriny ho manompa azy.

(When making or accepting an invitation to eat, it's always polite to ask whether or not people have any taboos related to food. If people are not asked about their taboos they may be feel offended.)

## 4. Vocabulary



Malagasy

English

hotely  
mikomandy  
misy

-----  
-----  
-----

Meats

hena kisoa  
hen'omby  
akoho

-----  
-----  
-----

trondro

-----

Vegetables and fruits

anana  
tsaramaso  
voatabia  
ovy  
voankazo  
akondro  
voasary  
trondro

-----  
-----  
-----  
-----  
-----  
-----  
-----  
-----

5. Dialogue

(Scenario: Jerry asks about food in a "hotely".)

J.: Misy akoho ve?

M.S: Aaaan, tsy misy. Efa lany.

6. Verb "Misy"

Ex: Misy akoho.  
(There is some chicken.)

Misy hena kisoa sy tsaramaso.  
(There is some pork and beans.)

**Misy + noun.**

Interrogative sentences

Ex: Misy akoho ve?  
(Is there any chicken?)

Misy hena kisoa sy tsaramaso ve?

**Misy + noun + ve?**



## Negative sentences

Ex: Tsy misy akoho  
(There is no chicken.)

Tsy misy hena kisoa sy tsaramaso.

Tsy + misy + noun.
-----------------------

- "Tsy misy" often contracts to "Ts'isy".

Ex: Tsisy akoho.  
Tsisy henakisoa sy tsaramaso.

## 7. Conjunctions "Sy", "Ary"

Ex: Misy hena kisoa sy tsaramaso.  
(There is pork and beans.)

Misy akoho sy tsaramaso ary trondro.

Misy voasary sy akondro ary paiso.

Misy _____ sy _____ ary _____.
--------------------------------

- When listing just two things, the conjunction sy is used between them. When enumerating several things, sy is employed throughout the phrase until the last object is reached. Ary then precedes the last item on the list.

## 8. Cardinal numbers

Iray	___1___	Enina	_____
Roa	_____	Fito	_____
Telo	_____	Valo	_____
Efatra	_____	Sivy	_____
Dimy	_____	Folo	_____

9. Cardinal numbers (as adjectives)

Ex: Manana voasary roa aho.  
{Have orange two I.}  
(I have two oranges.)

Omeo akondro folo aho azafady  
{Give banana ten I please.}  
(Give me ten bananas, please.)

- Cardinal numbers are placed after the nouns they modify, as above.
- There is no marker for the plural form of nouns in Malagasy.

10. Interrogative "Firy"

Firy ny Coca? (How many Cokes?)  
Firy ny labiera?  
Firy ny voasary?  
Art. N

Firy + article + noun?

11. Ordering food

- Phrases for a restaurant:

Misy \_\_\_\_\_ ve?  
(Is/are there \_\_\_\_\_?)

Inona ny sakafo misy?  
(What kind of food is there?)

Mila \_\_\_ sy \_\_\_ ary \_\_\_ , azafady.  
(I'd like \_\_\_\_\_ , please.)

Anaovy \_\_\_ sy \_\_\_ ary \_\_\_ , azafady. } (Would you please  
Omeo \_\_\_ sy \_\_\_ ary \_\_\_ , azafady. } give me \_\_, \_\_ , and?)

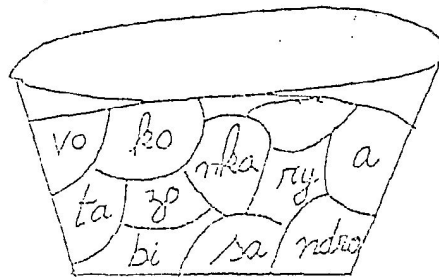
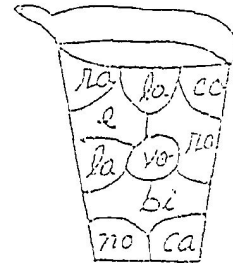
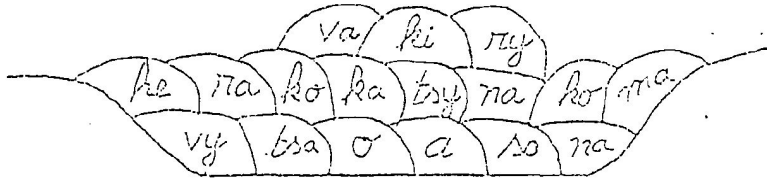
12. Table talk

Mandrosoa hisakafo!  
Mazotoa homana!

EXERCISES

13. Scrambled words

Rearrange the following words into meaningful words.



14. Dialogue

Very hungry while in Analakely one afternoon, you go into a "hotely" for a big meal. Work with a partner to write the dialogue you will have with the waiter.

A:

B:

A:

B:

A:

B:

A:

B:

15. Role play

Act out the following dialogue. Be expressive!

- MpS. Mandrosoa tompoko. Mipetrapetraha!  
H. Inona no sakafo misy ao?  
MpS. Misy tsaramaso sy trondro ary atidohan-kena.  
H. Tsy misy akoho ve?  
MpS. Lany ny akoho. Inona no atao ho anao? Atidohan-kena?  
H. Fady atidohan-kena aho. Anaovy trondro sy vary aho.  
MpS. Ity ny sakafonao. Mazotoa homana.

16. Task

On your day off, go into a "hotely" and order a meal using only Malagasy. Report on your excursion next time in class.

SELF EVALUATION

I am able to	Not at all	Fairly well	Well
name some foods			
order meals in a "hotely"			
count up to ten in Malagasy.			


LSM 5

TOPIC: Sakafo (Food)

COMPETENCY: Mahay milaza ny safidiny sy izay tiany amin'ny sakafo ny mpiofana.  
(PWBAT express his/her tastes and preferences in food.)

---

1. Visual aids



LSM 5/1

2. Text

Tia "pizza" sy "hamburger" ny Amerikana. Ny pizza no sakafo tiany indrindra. Misotro dite sy kafe izireo. Tiany ny labiera noho ny dite. Tsy tia hena ny vezetariana. Tia vary sy hena ny Malagasy.

3. Cultural note

Tsy fomba ny manoroka ny sakafo rehefa misakafo.  
(To sniff food at the table is considered very impolite.)

4. Vocabulary

Malagasy	English
tia	_____
mihinana	_____
misotro	_____
manandrana	_____
<u>Foods</u>	
sakay	_____
rano	_____
voasary	_____
sira	_____
siramamy	_____
<u>Tastes</u>	
mamy	_____
masira	_____
marikivy	_____
masiaka	_____
mangidy	_____
matsatso	_____

5. Inverse sentence

ex: Dite sy kafe no sotroin' ny Amerikana.  
Subject                  Verb                  Object

Vary sy hena no hanin'ny Malagasy.  
Subject                  Verb                  Object

This is the inverse structure.

subject + no + verb + object

The inversed structure is used to put an emphasis on the subject.

ISM 5/2

6. Superlative: "Indrindra"

Ex: Akondro no voankazo tiako indrindra.  
(Bananas are the fruit I like most.)

Akoho no hena tiako indrindra.

Manga no voankazo tsara indrindra.

- Indrindra often occurs at the end of a sentence.

Noun + no + noun + adjective/verb +  
indrindra.

7. Comparative sentence

Ex: Tiako ny kafe noho ny dite.  
(I prefer coffee to tea.)

Tian'ny PCT ny pizza noho ny vary.

Tsara amin'ny Malagasy ny vary noho ny spaghetti.

Verb/adjective + noun + noho + noun.

In a comparative sentence, noho is placed between the two elements which are compared, the first one being compared to the second.

8. Verb "Tia" (to love/like)

Tia vary ny Malagasy.  
(Malagasy people like rice.)

Tiako ny mofo mamy.

Tiako ny dadako.  
(I love my father.)

- The possessive adjectives -ko, -nao, and -ny when appended to verbs become personal pronouns.

9. Expressing personal tastes and preferences

Text:

Tia sakafo be aho. Tena tia voankazo aho ary ny sakafo masira no tena tiako indrindra.

LSM 5/3

- Phrases expressing personal preferences:

Tiako \_\_\_\_\_. (I like \_\_\_\_\_.)

Tena tia \_\_\_\_\_ aho. (I like \_\_\_\_\_ very much.)

Tena tiako indrindra \_\_\_\_\_. (I prefer \_\_\_\_\_ the most.)

## 10. Asking about tastes and preferences

Phrases inquiring tastes and preferences of someone:

- Inona no atao ho anao? \_\_\_\_\_
- Inona no hosotroina? \_\_\_\_\_
- Inona no hohaninao? \_\_\_\_\_
- Inona no tianao? \_\_\_\_\_

## EXERCISES

### 11. Fill in the chart

Fill in the chart by referring to the foods listed in the left column, and marking any appropriate box(es) which describes their taste. Then write sentences using the chart.

	mamy	masira	mangidy	matsatso	marikivy	masiaka	sentences
sira		X					
siramamy	X						
kafe							
dite							
sakay							
akondro							
rano							
voankazo							

### 12. Phraseology

Use the following:

tia, tsara, noho, ratsy, noho, ratsy, noho, indrindra

with the words in the chart to make comparative sentence.

### 13. Writing

Describe the Malagasy foods you like and compare them with your favorite American foods.



14. Task

During meals, tell your trainer about your tastes and preferences.

SELF-EVALUATION

I'm able to	Not at all	Fairly well	Well
express my food tastes and preferences			
ask about someone else's taste and preferences in food in Malagasy.			

TOPIC: Fiantzenana (Shopping)

COMPETENCY: Mahay mila hevitra momba ny vidin-javatra sy ny hatsaran'ny entana vidina ny mpiofana  
(PWBAT get information about prices and quality of items in a local market.)

---

1. Visual aids



2 Dialogue

(Scenario: PCV Jennifer and her Malagasy friend Beby are buying clothes at a "mpivarotra's" stall in the market.)

Mp: Lamba, madama a! Lamba madama a!

J: Inona no vidinao ry Beby?

B: Lamba matevina no vidiko .....Tsara ve ity?

J: Eeen, mateza be io.

Mp: Lamba madama! Lamba madama!

J: Hoatrinona ny iray metatra?

Mp: 2.000 ariary.

J: Omeo telo metatra aho. Ity ny volanao.

Mp: Ity ny lambanao madama.

J: Misaotra betsaka.

3. Cultural note

Tsy tsara ny miteny eo imason'ny mpivarotra hoe : ratsy ny entanao, fa mahatezitra azy izany.

(It's best not to criticize a vendor's goods in front of him/her. It may provoke an angry reaction.)

4. Vocabulary

Malagasy

English

mividy

-----

hoatrinona

-----

satroka

-----

lamba

-----

ratsy

-----

manify

-----

vita gasy

-----

vaovao

-----

matevina

-----

mateza

-----

metatra

-----

kilao

-----

5. Cardinal numbers

10 = folo                      200 = roan-jato              3000 = telo arivo  
 50 = dimam-polo              600 = enin-jato              4000 = efatra arivo  
 80 = valo-polo                900 = sivin-jato              7000 = fito arivo

10.000            = iray alina  
 100.000         = iray hetsy  
 1.000.000      = iray tapitrisa

10	100	1000
10 = folo	100 = zato	1000 = arivo
2 ]	2 ]	2 ]
3 ]	3 ]	3 ]
4 ]	4 ]	4 ]
5 ] + polo	5 ] + (n)jato	5 ]
6 ]	6 ]	6 ] + arivo
7 ]	7 ]	7 ]
8 ]	8 ]	8 ]
9 ]	9 ]	9 ]

- Two digit numbers ending in zero with the exception of 10 (folo), are read number + polo. Enim-polo (60).
- Three digit numbers ending in zeroes, except 100 (zato), are read number + njato. Roa-njato (200)
- Four digit numbers ending in zeroes, except 1,000 (arivo), are read number + arivo. Fito arivo (7,000)

6. Asking about quality

Mateza ve ity lamba ity?  
 (Is this material strong?)

Vita gasy ve ity lamba ity?

Vaovao ve ity hena ity?

- Notice the form of these questions:

                   ve ity                    ity?

7. Asking about price

Ex: Hoatrinona ny vidin'ny \_\_\_\_\_? (How much is the price of \_\_\_?)  
Hoatrinona ny \_\_\_\_\_? (How much is a \_\_\_\_\_?)

- "Hoatrinona" (How much?) is used to ask about prices. This word always occurs at the beginning of a question.

EXERCISES

8. Marina sa diso/true or false

Identify whether each of the following statements is true or false. If false, rewrite it correctly.

Amidy amin'ny kilao ny voasary.

Mividy vary amin'ny metatra ny mpahandro.

Vidina amin'ny metatra ny lamba.

Mividy lamba amin'ny metatra i Bema.

Mivarotra akoho amin'ny metatra Raso.

Vidina amin'ny kilao ny voatabia.


Mivarotra vary amin'ny kilao i Lala.

Mividy siramamy amin'ny metatra aho.

Amidy amin'ny kilao ny anana.

Strip story

9. Rearrange the following pictures so that they make sense.



LSM 6/5

10. Use the following phrases to complete the dialogue in the pictures.

Omeo satroka iray aho. (Give me one.)

200 ariary. (100 francs.)

Ity ary ny satrokao. (Here's your hat.)

Hoatrinona ny satroka? (How much are the hats?)

Misaotra betsaka. (Thanks a lot.)

11. Choose a partner to act out the preceding dialogue (after substituting another object than that pictured).

12. Task

Go to a nearby market and ask about the price and quality of several items. Be ready to report about them to the class.

SELF-EVALUATION

I am able to	Not at all	Fairly well	Well
ask about prices of items at the market			
ask about the quality of goods in Malagasy.			

DOMAIN: Fiantzenana (Shopping)

COMPETENCY: Mahay miady varotra eny an-tsenana ny mpiofana.  
(PWBAT bargain in the market.)

---

1. Visual aids





2. Dialogue

(Scenario: PCT Kevin negotiates the price of potatoes.)

K: Hoatrinona ny ovy iray kilao?  
 V: Roan-jato ariary.  
 K: Lafo be izany. Mba ataovy ariary zato e!  
 V: Aaan, tsy mety.  
 K: Mba ataovy dimam-polo amby zato e!  
 V: Omeo, ary, ny volanao.

3. Cultural note

Mahaiza miady varotra rehefa mividy entana eny an-tsena, satria matetika ataon'ny mpivarotra lafo loatra izireny. Tsy voatery hividy anefa fa "varotra tsy raikitra tsy maharatsy fihavanana".

(Since prices [especially for artisanal items] at the market are often inflated, be ready to bargain. Even if you finally decide not to purchase the item negotiated, that's alright, since you're not obliged to buy it.)

4. Vocabulary

Malagasy	English
litatra	_____
kapoaka	_____
toko	_____
tena lafo be	_____
lafo be	_____
lafo	_____
antonony	_____
mora	_____

5. Cardinal numbers

- Numbers are read from the right to the left in Malagasy.

73	telo	amby	fito-polo				
120	roa-polo	amby	zato				
194	efatra	amby	sivy folo	amby	zato		
251	Iraika	amby	dimam-polo	sy	roan-jato		
5261	Iraika	amby	eni-polo	sy	roan-jato	sy	dimy arivo

LSM 7/2

- The words, "amby" and "sy" are used to express figures read in this way. "Amby" signifies a number higher than 10; "sy", most often, a number larger than 100.
- Amby is used from 11 till 199.
- Sy is used for hundred starting from 200.

## 6. Negotiating prices

The following phrases are often used when bargaining:

- Lafo be izy izany!
- Ataovy \_\_\_\_\_ e!
- Mba ataovy \_\_\_\_\_ e!
- Tsy mety ve raha \_\_\_\_\_?
- Mety ve raha \_\_\_\_\_!

## EXERCISES

### 7. True or False

- Amidy amin'ny tokony ny anana.
- Vidina amin'ny kapoaka ny siramamy.
- Mividy vary amin'ny kapoaka i Koto.
- Mivarotra voatabia amin'ny litatra i Bema.
- Amidy amin'ny toko ny voasary makirana.
- Mividy ligioma amin'ny litatra ny mphandro.
- Mivarotra sakay amin'ny kilao i Soa.
- Mividy akondro amin'ny toko i Bill.
- Vidin'i Anna amin'ny kapoaka ny tsaramaso.
- Amidy amin'ny litatra ny labiera.

### 8. Questions

Using the underlined words as a guide, write a question for each response.

1. Ariary zato ny ovy iray kilao.
2. Roapolo amby zato ariary ny vary iray kapoaka.
3. Mividy hena folo kilao ny mpahandro.

LSM 7/3

4. Dimy ny zanak'i Mupemba.
5. Roanjato no vidin'ny tee-shirt-ko.
6. Manana "basket" telo i John.
7. Roa arivo ariary ny lambahoany iray.
8. Dimy ny zandrin'i Bao.
9. Roapolo sy roan-jato ariary ny vidin'ny timbra.

9. Bijection

Rearrange the phrases so the scrambled dialogue (between the vendor and the customer) becomes coherent.

vendor's lines

customer's lines

A: Telopolo ariary.

B: Lafo be izany.

A: Mora ny karaoty, madama!

B: Hoatrinona ny karaoty 1 toko?

A: Misaotra.

B: Ataovy 25 ariary e!

A: Omeo ny volanao.

B: Ity ary.

A: Tsy mety.

B: Mba ataovy 28 ary e!

10. D'accord 50

Sit in a circle. The trainer will give each of you three cards. As these are played, in turn, the card's value is orally added by its player to the sum of the previously played cards. All cards are face value, except for 9 = 0 and 10 = -10. Any player making the total value of the cards exceed 50 is out of the game. So, if you can make the total stay at, or add up to 50, you win.

11. Task

Go to the market to buy your own food for the weekend. Don't forget to bargain, and be ready to give a report on your expedition next class.

SELF-EVALUATION


I am able to	Not at all	Fairly well	Well
bargain in the market in Malagasy,			

TOPIC: Asa fanao andavanandro (Daily activities)

COMPETENCY: Mahay ny anarana andro sy ny asa fanao mifanaraka amin'izany ny mpiofana (PWBAT name the days of the week and talk about his/her activities.)

---

1. Visual aids



2. Text

Isan'andro: alatsinainy, talata, alarobia, alakamisy, zoma, mianatra teny malagasy sy teknika aho. Ny asabotsy miantseha mividy hena sy voankazo, sakafoko amin'ny "week-end", aho. Mahandro ny sakafonay sy ny namako aho ny alahady. Tsy mivavaka aho amin'io.

3. Cultural notes

Andro fady tsy azo andevenana ny talata sy ny alakamisy.  
(Some activities are forbidden [fady] on certain days. For example, Malagasy don't bury the dead on Tuesday or Thursday.)

Mitovy amin'ny anaran'andro misy azy ny anaran'ny tsena.  
(Markets often are named according to the day they occur: "Anjoma" is the market taking place on "zoma" {Friday}.)

4. Vocabulary

Malagasy	English
<u>Days</u>	
alatsinainy	_____
talata	_____
alarobia	_____
alakamisy	_____
zoma	_____
sabotsy	_____
alahady	_____
<u>Activities</u>	
miala sasatra	_____
miasa	_____
mandihy	_____
mivavaka	_____
milalao	_____
<u>Relevant words</u>	
ny andro	_____
androany	_____
isan'andro	_____
ny herinandro	_____

## 5. Interrogative "Oviana"

Ex: Oviana ianao mandeha any Tanà?  
(When do you go to Tana?)

Oviana ianareo mianatra teknika?

Oviana ianareo mahandro "pizza"?

Oviana ny thanksgiving?  
(When is Thanksgiving?)

Oviana ny "swearing-in"?

- Oviana always occurs at the beginning of a question.

## 6. Frequency adverb "Isaky ny"

Ex: 1. Miantseña i Sally isaky ny zoma.  
(Sally goes shopping every Friday.)

2. Mivavaka isan'alahady aho.

3. Isan'andro, mianatra aho.

4. Mandeha mandihy izahay isaky ny herinandro.

When combined with the name of a day, or another word relevant to time, "isaky ny" becomes an adverb expressing "every". When followed by a word beginning with a vowel, "isaky ny" contracts to "isan", as in ex. 3. This adverb can occur anywhere in a sentence.

## 7. Present tense verbs

Text:

Mianatra i John isaky ny alatsinainy.

Tsy mianatra izy isan'alahady. Miala sasatra izy.

- All the underlined verbs in this text are in the present tense. The letter "m" is the marker indicating the present tense.

## 8. Describing activities

Ex.

- Miofana izahay isan'andro fa isaky ny asabotsy kosa mandihy.
- Tsy miofana izahay fa miala sasatra.
- Mianatra izahay fa tsy matory.


- Phrases used in describing one's activities:

\_\_\_\_\_ fa \_\_\_\_\_ kosa \_\_\_\_\_  
 Tsy \_\_\_\_\_ fa \_\_\_\_\_  
 \_\_\_\_\_ fa tsy \_\_\_\_\_

## EXERCISES

### Picture talk

9. Using complete phrases, describe the activity shown in each picture.



10. Arrange the pictures sequentially so that the activity shown corresponds to an appropriate day.

11. Writing

Write some sentences describing your weekly activities during training.

12. Task

Provided a name, find the person to ask about his/her usual activities. You'll find the following questions helpful:

- Manao inona ianao isan'andro?
- Mandeha mivavaka ve ianao isan'alahady?
- Mandihy ve ianao isaky ny herinandro?
- Oviana ianao miala sasatra?

Then tell him/her about your own daily activities.

SELF EVALUATION

I am able to	Not at all	Fairly well	Well
name the days of the week			
talk about my daily activities in Malagasy.			

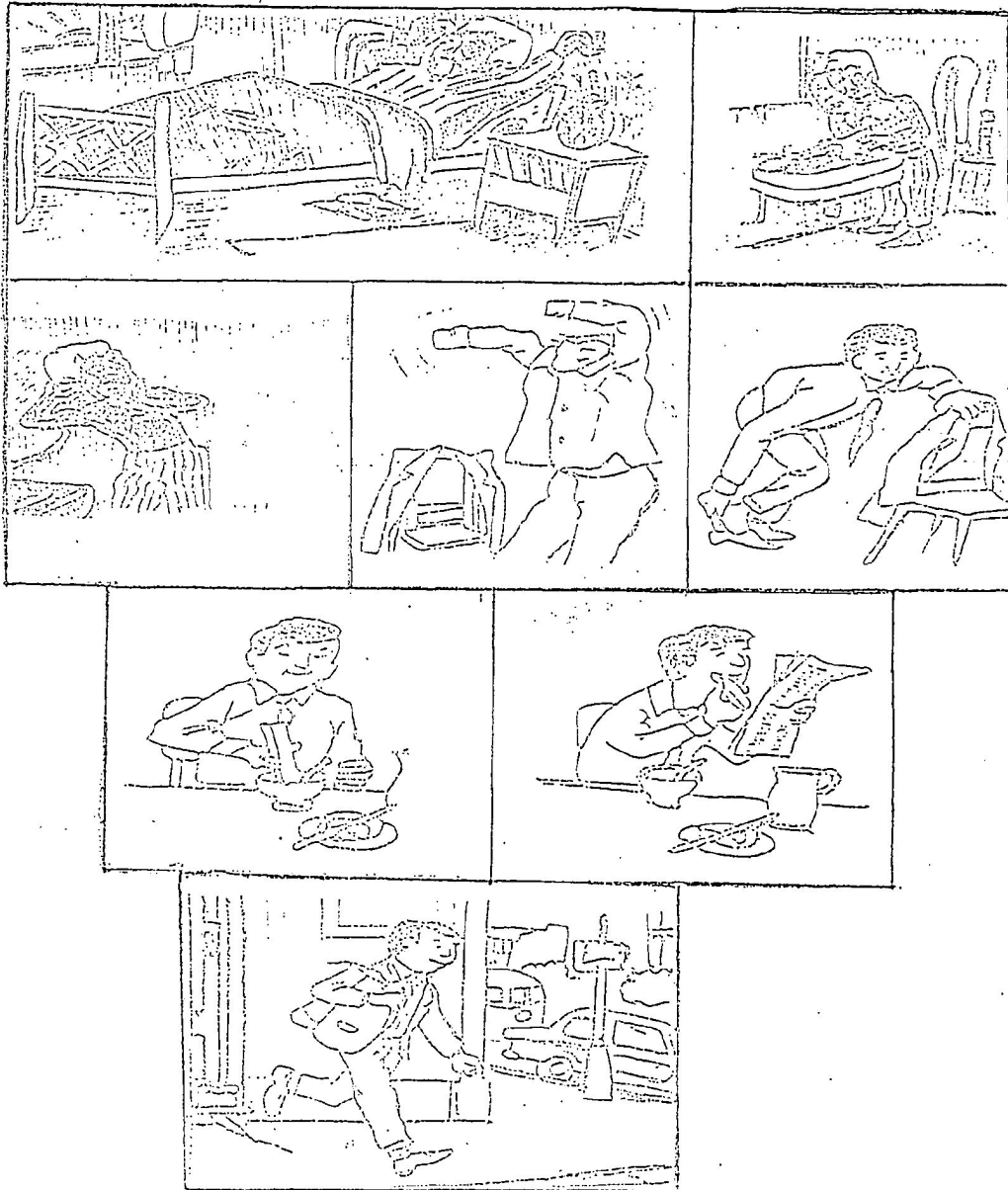


TOPIC: Fotoana, Vanin-taona, Fanisana andro (Time, seasons, Calendar)

COMPETENCY: Mahay milaza ora, ny fizarazaran'ny andro ary miresaka ny asa fanao mifanaraka amin'izany ny mpiofana.

(PWBAT tell time, name the parts of a day, and talk about the relevant activities.)

1. Visual aids



2. Dialogue

(Scenario: PCT Dan and Bema discuss Dan's activities.)

B: Nanao inona ianao tamin'ny alahady?

D: Omaly ve? Nanao zavatra be dia be aho. Nifoha tamin'ny folo aho fa tsy nianatra, dia nahandro, dia nisakafo, dia nitsangatsangana tamin'ny hariva.

B: Tsy nivavaka izany ianao?

D: Nivavaka? Tena hadinoko.

3. Cultural note

Mamaritra ny ora sy ny fotoana araka ny faharetan'ny asa atao sy ny fandehan'ny masoandro ny Malagasy. Tsy marina matetika ny fotoana amin'izany ka mahatonga ny fitenenana hoe : "fotoan-gasy".

(Many Malagasy people conceive of time according to the position of the sun, which makes time telling, at best, approximate. Consequently, people are often late for appointments. That's "fotoan-gasy" [Malagasy time].)

4. Vocabulary

Malagasy

English

Activities

mifoha

-----

misasa

-----

misakafo

-----

miasa

-----

matory

-----

Divisions in a day

maraina

-----

hariva

-----

atoandro

-----

alina

-----

Divisions in an hour

...sy sasany

-----

...sy fahefany

-----

...sy fahatelony

-----

...latsaka fahefany

-----

...latsaka fahatelony

-----

5. Adverbs of time: past tense "Omaly", "Afak'omaly"

Ex: Nianatra aho omaly.

Afakomaly, nianatra aho.

- These adverbs occur either be at the beginning or end of a sentence.

6. Indications of past tense: verbs and prepositions

Ex:

1. Miasa any amin'ny Birao aho amin'ny telo.  
(I work at the office at three.)

2. Niasa tany amin'ny birao aho tamin'ny telo,  
omaly.  
(Yesterday, I worked at the office at three.)

- Notice that the active present verb "miasa" changes to "niasa" in the past tense. Active, present tense verbs begin with "m-", and are adapted to the past tense by replacing this marker with "n-".
- Note, too, in the first example, the preposition "amin'ny". In the second, these have both taken "t-", another indication of the past tense when combined with a preposition.

7. Preposition: "Amin'ny"

Ex: Mianatra izahay amin'ny roa ora.  
Miala sasatra ny mpiofana amin'ny tolakandro.  
Miantseña i Kate amin'ny asabotsy.

amin'ny. + {hour {part of a day {day
--

8. Telling time

A: Amin'ny firy izao?

B: Amin'ny fito izao. (It's 7:00)

Amin'ny valo sy folo minitra.

Amin'ny sivy sy valo amby efa-polo minitra.

Amin'ny valo latsaka fahefany.

LSM 9/3

- To tell time, use:

Amin'ny \_\_\_ (hour) sy \_\_\_ (mn). (after the hour)

Amin'ny \_\_\_ (hour) latsaka \_\_\_ (mn). (before the hour)

9. Describing activities

Bema: Nianatra ve ianao omaly, Dan?

Dan: Aaan, tsy nianatra aho fa niala sasatra sady nitsangatsangana ary nandihy.

- These sentence structures are used to recount one's activities:

Tsy \_\_\_\_\_ fa \_\_\_\_\_ sy \_\_\_\_\_ ary \_\_\_\_\_ .

\_\_\_\_\_ dia \_\_\_\_\_ dia \_\_\_\_\_ sy \_\_\_\_\_ ary \_\_\_\_\_ avy eo.

EXERCISES

10. Fill in the chart

Fill in the columns with appropriate activities.

amin'ny maraina	amin'ny atoandro	amin'ny hariva	amin'ny alina

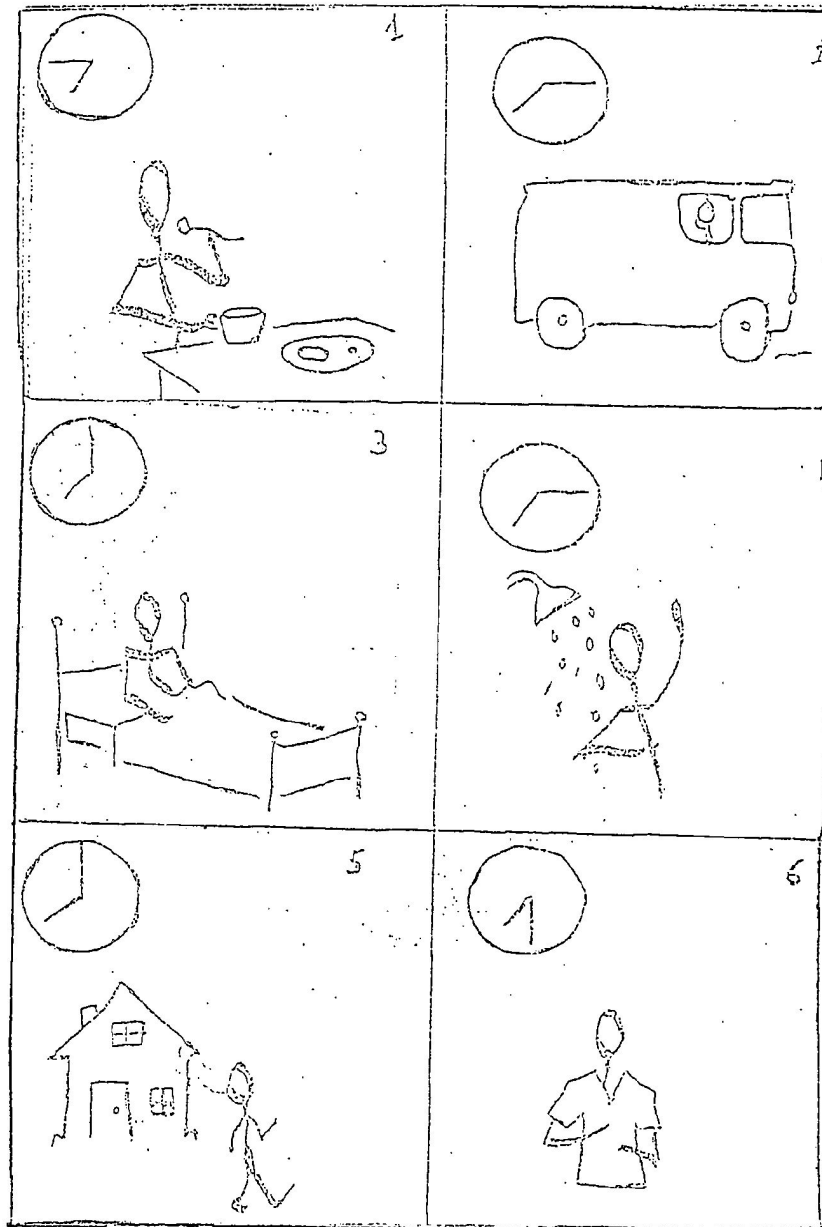
11. Transformation exercise

Change these sentences into the past tense:

1. Matory aho amin'ny alina.
2. Amin'ny firy ianao no mianatra?
3. Misakafo izy amin'ny 12.
4. Amin'ny firy ianao mandeha any Analakely?
5. Mianatra aho amin'ny maraina.
6. Tsy mianatra aho amin'ny alarobia hariva?
7. Amin'ny firy isika miantseña?
8. Miasa izy amin'ny alina.

12. Strip story

Arrange these pictures into a logical order, and write a brief story about them.



LSM 9/5

### 13. Information gap

Working in pairs, you will each be provided an incomplete time chart.

Sitting back to back, fill yours in by asking your partner the appropriate questions, such as:

- Inona no nataonao tamin'ny alatsinainy maraina?
- Nanao inona ianao tamin'ny alatsinainy atoandro?
- Inona no nataonao tamin'ny talata hariva?

If your partner asks about activities for those boxes marked with a star, be ready to reply creatively.

	alatsinainy	talata	alarobia	alakamisy	zoma	sabotsy	alahady
Maraina							
Atoandro							
Hariva							
Alina							

	alatsinainy	talata	alarobia	alakamisy	zoma	sabotsy	alahady
Maraina							
Atoandro							
Hariva							
Alina							

### 14. Task

Use these types of questions to ask the person whose name you've been given about his/her recent activities:

- Nanao inona ianao omaly maraina?
- Tamin'ny firy ianao nifoha?
- Niasa ve ianao omaly hariva?
- Tamin'ny firy ianao nisakafo?
- Niantseña ve ianao omaly atoandro?

Be prepared to give a report in class!

LSM 9/6

## SELF-EVALUATION

I am able to	Not at all	Fairly well	Well
tell time			
describe some daily activities in Malagasy			


LSM 10

TOPIC: Tsena (Market)

COMPETENCY: Mahay mampividy zavatra any an-tsena ny mpiofana.  
(PWBAT ask someone to buy something for him/her.)

---

1. Visual aids



LSM 10/1



2. Dialogue

(Scenario: PCT Betty asks her Malagasy friend Avosoa for a favor.)

B: Ho any an-tsenana ve ianao?

A: Eeen, fahoana?

B: Hampividianako savony.

A: Tsy maninona. Aiza ny volanao?

B: Ity dia mba ividiano afokasoka koa aho.  
Misaotra mialoha.

A: Tsy misy fisaorana.

3. Cultural note

Azo atao ny mangataka fanampiana na miangavy olona hanao zavatra iray.

(If needed, it is okay to ask someone for a favor or service.)

4. Vocabulary

Malagasy      English

valopy                    \_\_\_\_\_

labozia                   \_\_\_\_\_

solitany                   \_\_\_\_\_

savony                    \_\_\_\_\_

afokasoka                \_\_\_\_\_

menaka                    \_\_\_\_\_

ronono                    \_\_\_\_\_

5. Future tense

Dialogue

(Scenario: PCT Linda asks Ando, a Malagasy trainer, if she'll go to the market tomorrow.)

Any Alakamsiy no hiantsehan'i Carolyn rahampitso. Hividy menaka sy labozia izy ary hovidiany any koa ny solitaniko.

hiantsehana  
hividy  
hovidina

h- and ho- are the markers of future tense.

h- is used when the verb begins with a vowel; ho- when the verb begins with a consonant.

6. Adverbs of time: future tense

Ex: Handeha ho any an-tsena ve ianao rahampitso?  
(Will you go to the market tomorrow?)

Hividy lamba aho rehefa avy eo.  
(I'll buy fabric later.)

Rahampitso  
Afakampitso  
Rehefa avy eo

7. Asking favors

Ex: Mba ividiano labozia aho, azafady.

Mba itondray menaka aho, azafady.

- Phrases used to ask a favor involving a purchase:

Mba ividiano \_\_\_\_\_ aho, azafady.  
(Please, buy \_\_\_\_\_)

Mba itondray \_\_\_ aho, azafady.  
(Please, bring \_\_\_\_\_ .)

## EXERCISES

### 8. True or False

Identify whether these sentences are grammatically correct.  
Rewrite those needing correction.

Namidy ny labozia rehefa avy eo.  
Hividy lamba i Neny rahampitso.  
Mividy afokasoka aho rahampitso.  
Nampividy mofo anao i Soa rehefa avy eo.  
Mandeha any an-tsena i Jeff afakampitso.  
Hiantseha i Karen rahampitso.  
Mivarotra lamba i Solo rehefa avy eo.  
Vidina ny valopy afakampitso.

### 9. Complex substitution drill

Replace a word in the model sentence with an appropriate one from the column. Rewrite the sentence showing the changes, assuring that it is grammatically correct.

Model: Hividy lamba roa metatra izahav rahampitso.

<u>isika</u>	_____
<u>karaoty</u>	_____
<u>karaoty 2 kg</u>	_____
<u>i Beby</u>	_____
<u>rahampitso</u>	_____
<u>mivarotra</u>	_____
<u>androany</u>	_____
<u>omaly</u>	_____
<u>ianao</u>	_____
<u>isan'andro</u>	_____
<u>rahampitso</u>	_____

10. Information gap

Working in pairs, you'll each be provided the following incomplete dialogue. Sit back to back with your partner, read your part, then fill in the response.

<p>A</p> <p>- Hoany an-tsenana ve ianao?</p> <p>_____</p>	<p>B</p> <p>_____</p> <p>Eeen, f'ahoana?</p> <p>_____</p>
<p>- Hampividianako savony.</p> <p>_____</p>	<p>- Tsy maninona!</p> <p>Aiza ny volanao?</p> <p>_____</p>
<p>- Ity. dia mba ividiano afokasoka koa aho. Misaotra mialoha.</p> <p>_____</p>	<p>_____</p> <p>_____</p> <p>_____</p> <p>Tsy misy fisaorana.</p>

11. Dialogue

Working with a partner, create a dialogue for the situation you'll be given.

12. Task

Find out if the person whose name you've been given is going to the market. If so, ask him/her to buy something for you.

SELF-EVALUATION

I am able to	Not at all	Fairly well	Well
ask a favor of someone going to the market in Malagasy.			


LSM 11

TOPIC: Sakafo (Food)

COMPETENCY: Mahay mikarakara sakafo tena Malagasy.  
(PWBAT prepare Malagasy food.)

---

1. Visual Aids



LSM 11/1

2. Text

(Situation: Hery explains to PCT Peter how to prepare rice.)

Afatra, aloha, ny vary.  
Hofaina sy tsimponina ary sasana izy.  
Andrahoina anaty vilany, avy eo.  
Farany, loarina ao anaty vilia rehefa masaka.

3. Cultural note

Vary no foto-tsakafon'ny Malagasy. Afaka mihinam-bary hatramin'ny in-telo isan'andro ny olona. Tsy mahatsiaro ho voky izireo raha tsy mihinam-bary.

(Rice is the basis of Malagasy food, and is eaten at every meal. Without rice, people will leave the table feeling unsatisfied.)

4. Vocabulary

Malagasy	English
vilany	_____
vilia	_____
laoka	_____
tongolo	_____
menaka	_____
<u>Food preparation</u>	
afatra	_____
hofaina	_____
tsimponina	_____
sasana	_____
andrahoina	_____
loarina	_____
didina	_____
asiana	_____
voasana	_____
vonoina	_____
volosana	_____
endasina	_____
atono	_____

## 5. Passive voice

The Malagasy language uses different voices to describe actions. In English, we also use different voices such as the active and the passive voice. Each has a particular word order and verb form. Most importantly, "voice" is used to place emphasis on a specific person or action.

Ex:        1 - John built the house in 1910. (active)  
            2 - The house was built in 1910. (passive)

In the first example, the emphasis is on the person who built the house; in the second, the emphasis is on the fact that the house was built. (Note that the word order, as well as the form of the verb, differ in these two sentences.)

In Malagasy, the passive voice is also used to indicate that the action is more important than the person who performed it. However, in Malagasy, the passive voice is used much more often than the active, or the relative voice. Also, in Malagasy, the passive voice is not a simple transformation of an active voice sentence, as is true in English.

Malagasy use the passive voice in many everyday, normal situations, such as while telling a story, or asking someone to do something, etc.

## 6. Sentences illustrating the passive voice

1. Volosana ny akoho.
2. Vonoin'i Soa ny akoho.
3. Atonony ny akoho.

- In the simplest of sentences employing the passive voice, only a verb and object are needed.

In sentence 1 above:

Volosana ny akoho. (Pluck the chicken.)  
                  verb            obj.

(The article is considered part of the object.)

- This form is often used in speaking directly to another person, as in giving directions or explaining a procedure.

LSM 11/3

- In another sentence structure using the passive voice, the subject is placed between the verb and the object. In sentence 2:

Vonoin'i Soa ny akoho.

verb subj. obj.  
 {Kill Soa the chicken.}  
 (Soa kills the chicken.)

- This form is often used when describing activities (which may or may not include one's self as the subject). Another example of the same form:

Hanin'ny saka ny akoho.

vb. subj. obj.  
 {Eat cat the chicken.}  
 (The cat eats the chicken.)

Illustrates that a common, as well as a proper noun can serve as the subject of a sentence in the passive voice.

- The third, and final, sentence structure occurs when a personal pronoun suffix is the subject, as in sentence 3:

Atonony ny akoho.

verb + subj. object  
 {Grill her/him the chicken.}  
 (She/he grills the chicken.)

- Another example where the verb and subject contract:

Atonoko ny akoho.

verb + subj. object  
 {Grill me the chicken.}  
 (I grill the chicken.)

## 7. Additional points on passive verbs

- Note that all the verbs in section 6 have either a suffix:

-ina (see ex. 2)  
-ana/-na (see ex. 1)

or a prefix:

a- (see ex. 3).



In most cases using the passive voice, verbs conform to these conventions.

- Note, also, that none of the verbs begin with m-, which is the marker of active voice, present tense verbs.

## 8. Passive voice: future and past tense

- The prefixes ho- and h- are indicators of the future tense for verbs in passive voice sentence structure.

h- is used when the verb begins with a vowel; ho- is used when the verb begins with a consonant.

Ex: 1. Hohaniko rahampitso ity akoho ity.  
{Will eat I tomorrow this chicken.}  
(I will eat this chicken tomorrow.)

2. Hatonoko ny hena rahariva.  
{Will grill I the meat this evening.}  
(I'll grill the meat this evening.)

- While the prefixes no- and n- indicate the past tense.

n- is used when the verb begins with a vowel; no- when the verb begins with a consonant.

1. Novolosany omaly ny gisa.  
{Plucked he/she yesterday the chicken.}  
(He/she plucked the chicken yesterday.)

2. Nafatrany tamin'ny atoandro ny vary.  
{Measured he/she at noon the rice.}  
(He/she measured the rice at noon.)

## 9. Indicating steps, a sequence of events

Text:

Sasana, aloha, ny voatabia.  
Tetehina, avy eo ny tongolo.  
Ary farany, asiana sira kely.

- In describing steps involved in preparing something, or recounting a sequence of events, use the words underlined in the text.

Aloha (first),  
 Avy eo (then, after, next),  
 Ary farany (finally).

## EXERCISES

### 10. Multiple choice

Choose the right subject for each verb:

- Atono ny (1) vary.  
(2) hena.  
(3) ranovola.
- Hofaina ny (1) tsaramaso.  
(2) vary.  
(3) anana.
- Didina ny (1) anana.  
(2) sakafo.  
(3) mpahandro.
- Voasana ny (1) hena.  
(2) akoho.  
(3) akondro.
- Volosana ny (1) akoho.  
(2) legioma.  
(3) voasary.
- Hanina ny (1) labiera.  
(2) ovy.  
(3) sigara.
- Sotroina ny (1) voankazo.  
(2) ranovola.  
(3) sakafo.
- Vonoina ny (1) legioma.  
(2) hena.  
(3) akoho.

11. Writing

Describe how to prepare your favorite dish in the proper sequence. Use sentences in the passive voice, and the following words:

aloha  
avy eo  
ary  
farany  
sy

12. Fill in the blanks

Complete the following text with these words:

voankazo, hahandro, vary, hiaraka, Madagasikara, aloha,  
hosotroinay, mihinana, hatononay, laokanay.

Mipetraka eto \_\_\_\_\_ aho. \_\_\_\_\_ vary betsaka  
ny Malagasy. Tia \_\_\_\_\_ koa aho, ary \_\_\_\_\_ vary  
\_\_\_\_\_ amin'ny namako aho rahampitso. Akoho  
ny \_\_\_\_\_. Hovolosanay \_\_\_\_\_ ny akoho ary  
avy eo. Ranovola no \_\_\_\_\_ ary farany hihinana  
izahay.

Conjugation

13. Make the form of the verb in the parentheses into the correct tense.

Mantasoana no (hipetrahan') \_\_\_\_\_ ny  
mpiofana amerikana vaovao. (Nihinana) \_\_\_\_\_  
sakafo malagasy izireo isan'andro. Androany,  
(nahandro) \_\_\_\_\_ sakafo amerikana izireo.  
(Mihinana) \_\_\_\_\_ sakafo amerikana izireo.  
(Mihinana) \_\_\_\_\_ sakafo amerikana ny mpiofana sy  
mpampiofana.  
Omaly, akoho (hatono) \_\_\_\_\_ no (nohanina) \_\_\_\_\_  
miaraka (amin') \_\_\_\_\_ ny vary sosoana.  
(Volosan') \_\_\_\_\_ iHunter tsara ny akoho ary  
(hotsimponiny) \_\_\_\_\_ tsara ny vary. (Mahandro)  
\_\_\_\_\_ trondro (hiaraka) \_\_\_\_\_ amin'ny voanio izireo.

14. Task

Prepare a Malagasy meal in the kitchen.

SELF-EVALUATION


I am able to	Not at all	Fairly well	Well
explain the preparation of a Malagasy dish in Malagasy.			

TOPIC: Toro-lalana (Directions)

COMPETENCY: Mahay manontany ny misy ny toerana iray ny mpiofana.  
(PWBAT ask for directions to get some place.)

---

1. Visual aids



2 Dialogue

(Scenario: PCT John asks Rakoto where to find a bank.)

J: Aiza no misy ny buffet azafady?

R: Any Antaninarenina.

J: Aiza ho aiza ao Antaninarenina?

R: Eo ampitan'ny banky.

J: Aiza ny lalana mankany Antaninarenina?

R: Avy eo Analakely dia miakatra ny tohatra eo akaikin'ny sinema Ako.

3 Cultural note

Fady ny manondro fasana sy ny tany masina satria hajaina ireo toerana ireo. Alefitra ny fanondro rehefa manondro azireo.

(Due to the respect for tombs and sacred places, it is fady [taboo] to point at them. If necessary, however, be sure to fold the indicating finger.)

4. Vocabulary

Malagasy

English

Place names

ny sekoly

-----

hopitaly

-----

posta

-----

banky

-----

lalana

-----

Descriptive words

ankavia

-----

ankavanana

-----

ampita

-----

akaiky

-----

Actions related to direction

miakatra

-----

midina

-----

mivily

-----

mandeha mahitsy

-----

mandroso

-----

miverina

-----

5. Prepositions of place

Dialogue:

A: Aiza no ivarotana timbra?

B: Ato amin'ny posta.

A: Aiza no misy ny posta?

B: Ao analakely, ao ampitan'ny tsena ny posta.

Ato amin'ny posta ny timbra.

Ato an-tsena no ivarotana legioma.

Locative + ami'ny + place

Any analakely ny posta.

Any Tana ny tsena.

Locative + name of town

Ato is used when the distance is near and when it is far, you use any, but the distance is relative.

6. Asking directions

Dialogue:

A: Aiza no misy ny hopitaly azafady?

B: Any Ampefiloha no misy azy.

A: Aiza ny lalana mankany?

B: Eo akaikin'ny Sekoly.

Questions:

Asking about a place:

Aiza no misy ny (place), azafady?

Aiza ho aiza no misy ny (place), azafady?

Aiza ho aiza ny (place), azafady?

} asking about a

} place with precision

Asking about a direction:

Aiza ny lalana mankany amin'ny (place), azafady?

## EXERCISES

### 7. Fill in the chart

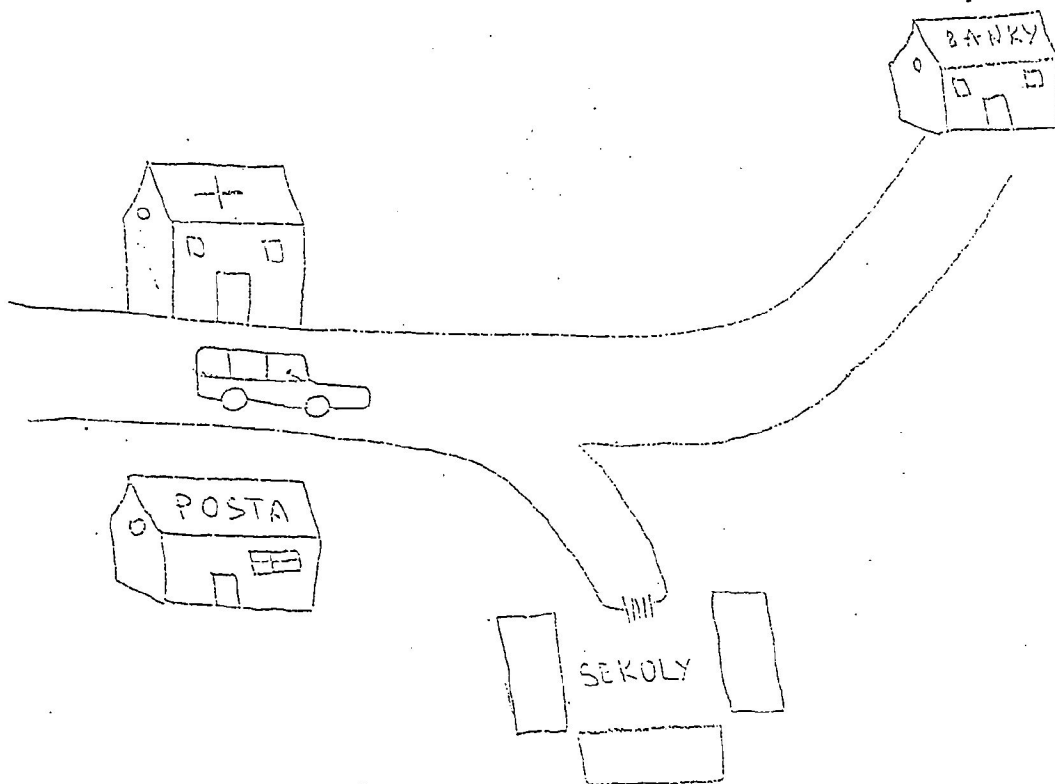
Fill in the chart with X when the preposition "amin'ny" is used before these words.

	hopitaly	ankavanana	champion	Mantaso	akaiky	tsena	lalana	Antsirabe
amin'ny								

## EXERCICES

### 8. Picture talk

Describe the location of each building in the picture.





9. Fill in the blanks

Fill in the blanks with the vowels needed to form meaningful questions, and be ready to ask them of your classmates.

- a) --z- n- m-s- n- b-nk-, -z-f-d- ?
- b) --z- h- --z- n- h-p-t-l-, -z-f-d- ?
- d) --z- n- l-l-n- m-nk-n- -m-n'n- p-st- ?
- e) --z- h- --z- n- m-s- n- s-k-l-, -z-f-d- ?

10. Constructalogue

With a partner, write a dialogue using the questions in #8, as well as the following words:

- eo ankavia
- eo ampita
- miakatra
- midina
- mivily
- eo ankavanana

11. Task

Given a name, ask that person about the nearest location of two places, such as a bank, a post office, a market, a hospital, a school.

SELF-EVALUATION

I am able to	Not at all	Fairly well	Well
name some places			
ask about the location of those places			

in Malagasy.


TOPIC: Toro-ialana (Directions)

COMPETENCY: Mahay manoritsoritra ny toerana iray ny mpiofana.  
(PWBAT describe a place.)

---

---

1. Visual aids



2. Text

(Scenario : Vony, a Malagasy trainer, asks PCT Peter about his hometown.)

V: Mipetraka aiza ianao ry Peter any Etazonia?

P: Mipetraka any Kansas City aho.

V: Tsara ve any?

P: Mahafinaritra be any satria madio sy malalaka ny tanana ary misy renirano eo akaikiny.

V: Miloko inona ny trano any?

P: Betsaka : misy miloko fotsy, misy miloko mavo.

V: Inona ny loko tian'ny olona any aminareo?

P: Loko fotsy no tena tiany.

3. Cultural notes

Rehefa manontany ny toerana niaviany amin'ny Malagasy matetika dia saika ny lafy tsarany foana no lazainy.

(Malagasy feel sentimental about their hometowns, and will provide a beautiful description when asked about home.)

Tsy tsara ny manao akanjo madera rehefa hamonjy fahoriana indrindra ny mena. Loko fotsy na matroka no tsara anaovana.

(When going to a funeral, modest clothing of subdued colors is commonly worn.)

4. Vocabulary

Malagasy	English
mahafinaritra	-----
madio	-----
malalaka	-----
<u>Colors</u>	
mena	-----
fotsy	-----
maitso	-----
manga	-----

## 5. Prepositions

Ato anaty boaty ny lakire (The chalk is in the box)

Eto ambony latabatra ny stylo (The pen is on the table)

Mipetraka eny aloha ny mpampiofana. (The trainer is sitting in the front.)

- The prepositions are preceded by a locative.

locative + preposition

Ato is used when the place is invisible.

Eto is used when the place is visible.

## 6. Describing a place

Text

Mahafinaritra ny site satria madio, ary miloko maitso tsara ny hazo. Misy voninkazo mena sy fotsy eo an-tokotany.

- When describing places, the verb misy in addition to appropriate adjectives are used.

## 7. Questions about colors

Miloko inona ny \_\_\_\_\_?} (What color is \_\_\_\_\_?)

Inona ny lokon'ny \_\_\_\_\_?}

## EXERCISES

### 8. Scrambled sentences

Rearrange the following words into coherent phrases:

- mena/tiako/noho/ny/manga/no/.
- maitso/tia/aho/loko/.
- inona/trano/miloko/ny/?
- latabatra/ambony/ny stylo/eo.
- tianao/tena/inona/ny loko/?
- miloko/fotsy/ny tranon'ny/site.
- ny mpiofana/ao/trano/anaty.
- tranony/malalaka/misy/ny toerana.
- eo/ambonin'ny/terrain/ny dortoir.
- i Tana/an'Ambohimambola/lavitra.

LSM 13/3

9. Word play

Find 11 words arranged horizontally or vertically in the chart.

a	J	G	O	A	I	T	A	M	A	N	O	A	K
b	M	A	H	A	F	I	N	A	R	I	T	R	A
c	A	B	O	M	O	F	A	N	B	A	D	E	K
d	D	M	A	I	T	S	O	G	H	J	D	S	A
e	I	F	N	A	S	I	M	A	N	G	A	T	I
f	O	P	A	M	Y	A	L	M	Y	F	O	A	K
g	N	S	T	O	E	I	N	O	N	A	A	M	Y
h	R	G	Y	K	T	M	I	L	O	K	O	A	B
	1	2	3	4	5	6	7	8	9	10	11	12	13

10. Complete with imagination

Fill in this dialogue with appropriate words or phrases.

Vao: Mipetraka aiza ianao any Etazonia ry Peter?

Peter: \_\_\_\_\_

V: Tsara ve any?

P: Mahafinaritra be any satria \_\_\_\_\_

\_\_\_\_\_ ary \_\_\_\_\_.

V: Miloko inona ny trano any?

P: \_\_\_\_\_

V: Inona ny loko tian'ny olona any?

P: \_\_\_\_\_

11. Task

You will be given the name of a staff member. After asking him/her about his/her hometown, describe your own.

SELF-EVALUATION

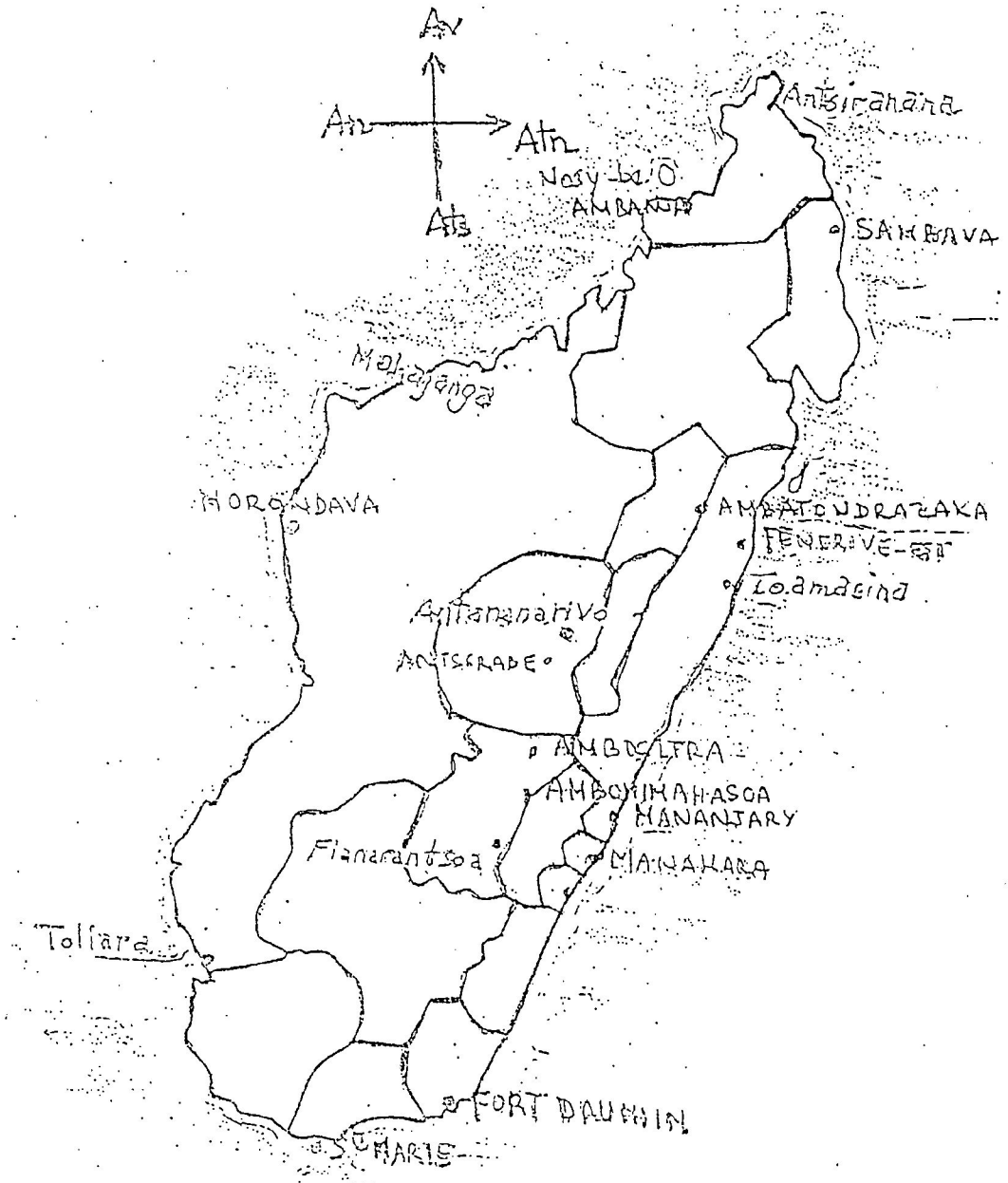
I am able to	Not at all	Fairly well	Well
name some colors			
describe a place			

in Malagasy.

TOPIC: Toro-lalana (Directions)

COMPETENCY: Mahay mametraka toerana iray eo amin'ny faritra ara-jeografika ny mpiofana.  
(PWB 'T situate a place geographically.)

1. Visual aids



## 2. Dialogue

(Scenario: PCT Jerry describes the training site's location to Lala, his Malagasy friend.)

L: Aiza no misy ny site Jirama, ry Jerry?

J: Any Ambohimambola.

L: Aiza ho aiza ao Ambohimambola?

J: Any avaratra andrefan'ny Papmad.

L: Hay ve! Aiza ny lalana mankany avy eo amin'i Hollywood? Ho tonga any aho mantsy.

J: Manaraha ny lalana ao an-tanàna ianao dia mivilia amin'ny lalana eo ankavia.

## 3. Cultural note

Rehefa manoro toerana ny Malagasy, dia mampiasa ny lafy valo.

(Malagasy people employ compass points to indicate places or describe locations.)

## 4. Vocabulary

Malagasy	English
avaratra	_____
atsimo	_____
atsinanana	_____
andrefana	_____

## IMPERATIVE

### 5. Active imperative

Ex: Mivily -> Mivilia (to turn -> turn!)  
Misotro -> misotroa (to drink -> drink!)

- If a verb doesn't end with an -a, simply add the -a to the sound of the verb to form the imperative.

Ex: Midina -> Midina  
Mihinana -> mihinána

- If a verb does end with -a, the stressed syllable will change in the imperative.

LSM 14/2

There are exceptions:

Miakatra -> Miakara  
Manaraka -> Manaraha

## 6. Passive and relative imperative

diovina       -> diovy  
andehanana  -> andehano  
iviliana       -> ivilio  
atao           -> ataovy  
afatra         -> afaro

In general -o or -y are the markers of the imperative.

- When the passive verbs have a prefixe a-, add -o or -y at the end of the verb.
- Drop -na or -ana at the end of the relative or passive verbs and change into -o or -y.

## 7. Describing a location

- Write a description of how to find Madagascar on a world map. Use words like these:

Afrika  
eo ho eo  
ny elanelany  
nosy

- Compare your text with this one:

Nosy lehibe i Madagasikara. Eo atsinanan'i Afrika no misy azy. Efa-jato kilometatra eo ho eo ny elanelany amin'i Afrika.

## Useful expressions to use when situating a place

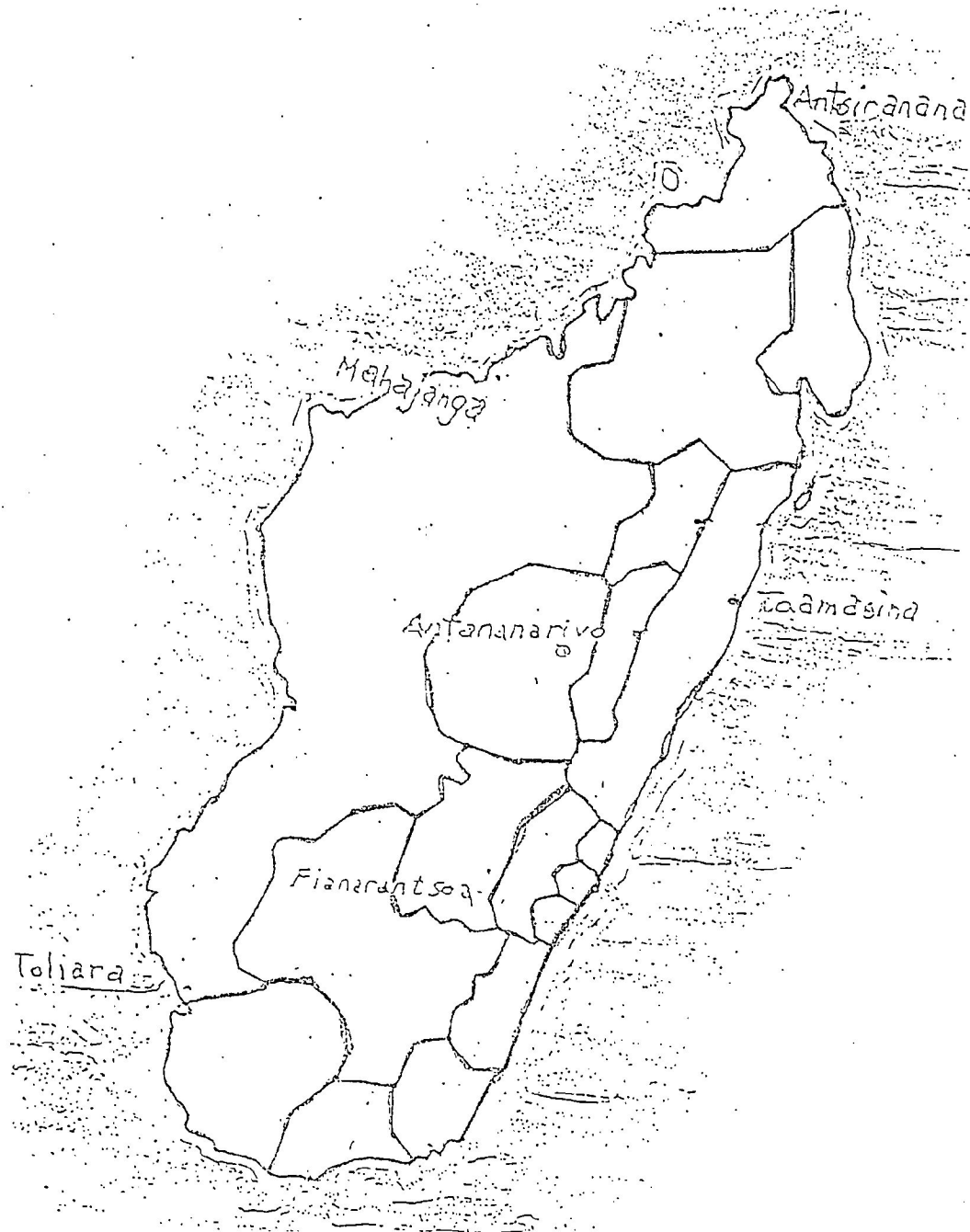
eo ho eo (amin'ny) \_\_\_\_\_  
eo amin'nly \_\_\_\_ eo angamba  
tokony ho eo amin'ny \_\_\_\_\_  
any + (compass points) + any



## EXERCISES

### 8. Location


Situate these regions by describing their relative positions to one another.



LSM 14/4

9. Picture talk

Provide a dialogue so that one figure asks for, and the other provides directions.



10. Transformation exercise

Change these verbs into their active imperative form:

- miakatra
- mijery
- midina
- misotro
- mandeha
- mihinana
- mivily
- mitsabo
- matory
- miompy

11. Question

Answer these questions about your hometown:

- a. Iza no anaran'ny tanànanao any Etazonia?  
Go to the person whose name was indicated to you.  
Use questions like these to find out about where he/she lives.

- Mipetraka aiza ianao?
- Any avaratra sa atsimon'ny site?
- Any atsimo sa andrefan'ny site?
- Firy kilometatra eo ho eo no misy azy?

SELF-EVALUATION


I am able to	Not at all	Fairly well	Well
name the cardinal compass points			
explain to someone where a place is situated in Malagasy.			

TOPIC: Fifandraisana aman'olona (Social relationships)

COMPETENCY: Mahay manaiky sy manda fanasana ny mpiofana.  
(PWBAT extend and respond to invitations.)

---

1. Visual aids



2. Dialogue

(Scenario: PCT Moe invites Jacky to a party.)

M: Ndao isika handihy Jacky rahampitso!

J: Miala tsiny fa be asa aho.

M: Tsy maninona e!

3. Cultural note

Rehefa manasa olona ny Malagasy dia izy no miantoka ny lany rehetra.

(Having extended an invitation to someone, a Malagasy person expects to be the host.)

4. Vocabulary

Malagasy

English

Festive events

sinema

\_\_\_\_\_

baolina

\_\_\_\_\_

fety

\_\_\_\_\_

spectacle

\_\_\_\_\_

bal

\_\_\_\_\_

mitsangatsangana

\_\_\_\_\_

Declining invitations

tsy afaka

\_\_\_\_\_

reraka

\_\_\_\_\_

sahirana

\_\_\_\_\_

5. Personal object pronouns (P.o.p)

Ex: Manasa anao hijery sinema izahay.

{Invite you will watch film we.}

(Would you be so kind as to watch a film with us?)

Manasa anareo aho hitsangatsangana.

Singular

Plural

anao

anareo

Predicate + P.o.p + (Object) + subject.

Predicate + P.o.p + subject + (object).

6. Conjunctions: fa and satria

Miala tsiny fa tsy afaka.  
Ndao hiaraka fa mangina aho.  
Tsy hamonjy bal aho satria hianatra rahampitso.  
Fa: is a conjunction which connects two phrases.  
Satria: is a conjunction of cause.

Sometimes, fa can replace satria

Ex: Tsy hamonjy bal aho fa hianatra rahampitso.

7. Inviting someone

Ex: Manasa anao izahay hamonjy ny mariaziko.  
(Would you care to attend my wedding?)

Manasa anareo aho hisakafo.  
(Would you be so kind as to dine at our house?)

- In a formal situation, a different structure is used to extend an invitation than when with friends.

Formal situation

Manasa {anao + {aho + zavatra anasana {anareo {izahay
--

Ex: 'Ndao hijery baolina.  
'Ndao hiaraka handihy.  
Avia hilalao.

- When with friends, a more casual form of invitation is appropriate.

Casual situation:

Avia \_\_\_\_\_.  
'Ndao \_\_\_\_\_.  
'Ndao hiaraka \_\_\_\_\_.

8. Accepting an invitation

Formal situation

Q: Manasa anao izahay hamonjy ny mariaziko.

A: Misaotra betsaka. Eny ary fa ho avy ho tonga aho.

Q: Manasa anareo aho hisakafo?

A: Misaotra betsaka. Eny ary.

Q: Ndao hiaraka handihy.

A: Ndao ary! (Let's go!)

- With friends: "Ndao ary" is a common reply.

9. Declining an invitation

Q: Manasa anao handihy aho.

A: Miala tsiny aho fa be asa aho.

A: Miala tsiny fa sahirana aho.

In declining an invitation (even if you simply don't care to go), an excuse or reason is offered.

Miala tsiny aho fa + reasons

10.	inviting someone	accepting an invitation	declining an invitation
Formal	manasa {anao + aho zavatra {anareo + izahay anasa  Ex: Manasa anao hijery baolina aho.	Misaotra betsaka, eny ary.....  Eny ary fa ho avy aho. Misaotra betsaka	Miala tsiny + reason  Miala tsiny fa tsy afaka aho.
informal	Ndao ..... Ndao hiaraka ..... Avia .....  Ex: Ndao! Ndao hiaraka hijery baolina Avia hiara hilalao aminay	Ndao ary.  Ndao ary.	

## EXERCISES

### 11. Writing

Write a polite letter or invitation for one of these scenarios:

- Invite a good friend to your house for a mutual friend's birthday party. Include the date and the time the party begins.
- Your best friend has sent an invitation to his/her wedding. Although you want to go very much, you have an important project due at work which you must finish. Furnish your apologies, and explain the conflict.
- Your friend in Fianarantsoa has invited you to attend his/her family's reunion. You are very glad to accept.
- Your friend has sent you an invitation for dinner next week, but you still aren't sure if you can accept or not. Explain what factors your participation depends on.

### 12. Fill in the blanks

Use either fa or satria to complete these phrases:

- a. Tsy afaka hianatra aho androany \_\_\_ tsy salama. Reraka be aho \_\_\_ nandihy izahay omaly.
- b. Tsy mandeha any amin'ny night club i Jacky tsy tia mandihy.
- c. Eny ary \_\_\_\_\_ hody aho.
- d. Hiala sasatra aho \_\_\_ namonjy bal omaly.
- e. Tsy hitsangatsangana aho \_\_\_ be asa.
- f. Miala tsiny \_\_\_ tsy ho tonga hijery sinema aho.
- g. Veloma \_\_\_\_\_ tsy hijery baolina aho.
- h. Eny ary \_\_\_ rehefa avy eo mandeha mitsagantsangana.
- i. Miala tsiny \_\_\_\_\_ sahirana be aho.
- j. Tsy afaka hilalao baolina aho rahariva handeha ho any Tana.
- k. Ndao handihy \_\_\_\_\_ week-end izao.
- l. Misaotra \_\_\_\_\_ nomenao invitation aho.



13. Constructalog

Create a dialogue and include the following phrases:

afaka  
rahampitso  
aiza  
hijery spectacle  
miala tsiny  
tsy maninona

14. Task

Invite one of your trainers to a restaurant or a bar.

SELF-EVALUATION

I'm able to	Not at all	Fairly well	Well
invite someone			
decline an invitation			
accept an invitation			

in Malagasy.


TOPIC:           Fifandraisana aman'olona (Social relationships)

COMPETENCY: Mahay miarahaba olona araka ny fety ankalazaina  
ny mpiofana  
(PWBAT congratulate someone on a happy  
occasion.)

---

---

1.    Visual aids



2. Dialogue

(Scenario: PCT Jane congratulates Lala, a staff member, on the birth of her child.)

- J: Vavy sa lahy ny zanakao ry Lala?  
L: Lahytahak an-drainy. Vahatra no anarany.  
J: Tsara izany. Nomen'Andriamanitra ny fara e!  
L: Misaotra, ry Janet. Mba manana koa e!  
J: Aaan, aoka aloha e!

3. Cultural note

Rehefa misy hafaliana toy ny tera-bao, ny hasoavana dia tsy maintsy mamangy ka mitondra fanomezana ny olona.  
(On happy occasions [a wedding, childbirth, or circumcision], friends will visit those involved to offer gifts and congratulations.)

Isa masina ny isa fito.  
(The number seven is sacred.)

4. Vocabulary

Malagasy	English
<u>Important holidays</u>	
fety	_____
paka/paska	_____
krismasy	_____
taom-baovao	_____
<u>Happy events</u>	
aniversera	_____
tera-bao	_____
hasoavana	_____
mariazy	_____
afaka fanadinana	_____
famadihana	_____

5. Auxiliary "Samy"

- Ex: [Natao hasoavana i Bera kely omaly.]  
[Natao hasoavana koa i Jean omaly.]  
=> Samy natao hasoavana i Bera sy i Jean omaly.  
pred.  
(Bera and Jean were both circumcised yesterday.)

LSM 16/2

[Miarahaba ahy tratry ny krismasy i Ally.  
[Miarahaba ahy tratry ny krismasy koa i Ben.  
=> Samy miarahaba ahy tratry ny krismasy i Ally sy i Ben.  
pred.

Samy + predicate + object + subject

## 6. Holiday greetings

Ex: Janet: Tratry ny taom-baovao Ranaivo!  
Ranaivo: Samy ho tratry ny ho avy!

- When extending a holiday greeting, this phrase is often used:

Tratry + (holiday)!

- In responding, and offering the same, use:

Samy tratry ny ho avy!

## 7. Congratulating at happy events

- Standard phrases for the following occasions:

### Circumcision

Arahaba ririnina. (Congratulations on the  
circumcision!)

### Wedding

Arahabaina nahazo token-trano. Miteraha fito lahy  
fito vavy.

### Success on an exam

Arahaba afaka soa aman-tsara.

### Child birth

Nomen'Andriamanitry ny fara.

### After an exhumation

Arahaba vita soa aman-tsara ny famadihana.

LSM 16/3

## EXERCISES

### 8. Association

Use "samy" to combine these pairs into a single sentence.

[Teraka vavy i Jane.

[Teraka vavy koa i Soa.

[Faly i Bema fa tonga ny krismasy.

[Faly koa i Bena fa tonga ny krismasy.

[Natao mariazy i Mena tamin'ny asabotsy.

[Natao mariazy koa i Jim tamin'ny asabotsy.

[Afaka fanadinana bac i Brigitte.

[Afaka fanadinana bac koa i Naina.

[Natao hasoavana ny zanak'i Therese.

[Natao hasoavana koa i Doda kely.

[Tsara ny fety amin'ny krismasy.

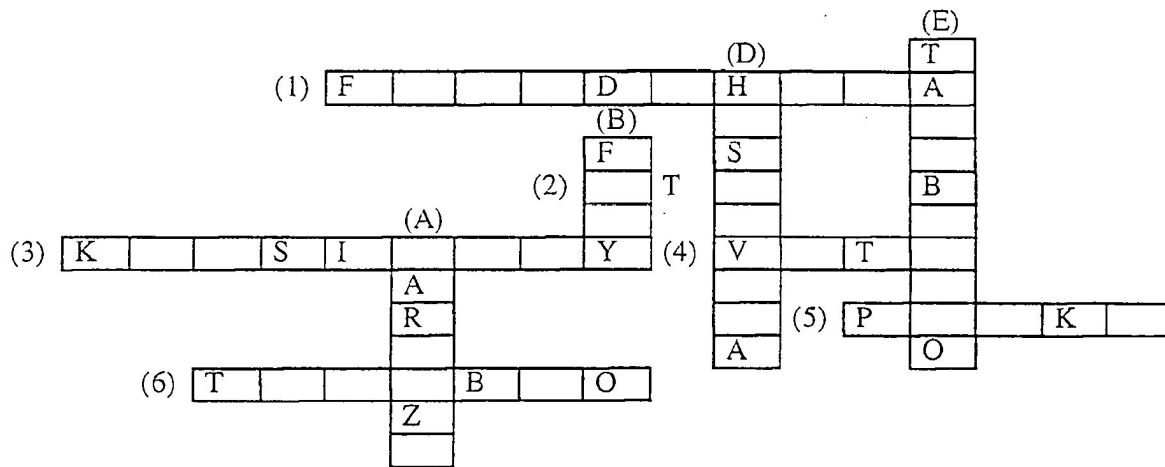
[Tsara koa ny fety amin'ny taom-baovao.

[Hanao famadihana Rakoto amin'ny septambra.

[Hanao famadihana koa ry Neny Ravelo aminy septambra.

Fill in the blanks

9. Fill in the blanks with the appropriate special occasion.



10. After finding these special occasion, give their appropriate expressions.

11. Scrambled sentences

• Rearrange these expressions so that they make sense.

1. Taom-/traty ny/baovao.
2. Nahazo/arahabaina/tokenrano.
3. Vavy/mitteraha/fito/lahy/fito.
4. Ny fara/Andriamanitra/nomen'.
5. Ririnina/arahaba.
6. Tafita/arahaba/soaman-tsara.
7. Traty/ny/ho/samy/avy/isika/rehetra.

12. Task

Appropriately, congratulate the person whom you've been assigned.

SELF-EVALUATION

I am able to	Not at all	Fairly well	Well
name celebratory occasions			
greet and congratulate someone appropriately			

in Malagasy.

TOPIC: Fifandraisana aman'olona (Social relationships)

COMPETENCY: Mahay manalady mana-manjo.  
(PWBAT offer his/her condolences to a grieving family.)

---

---

1. Visual aids

1970-1995

Sitrak'Andriamanitra no niantsoany ny malalanay:  
ANDRIANASOLO Felix  
Mpampianatra

Hoy:  
Ny vadiny: Madeleine ANDRIANASOLO  
Ny zanany: ANDRIANASOLO Onja, sy Anja ary Andry

Hatao any Ankaditoho ny fandevenana ny 20-11-95  
amin'ny 4 ora hariva, rehefa avy atao veloma farany  
ao amin'ny fiangonana Ankaditoho ihany.

"Tsara lova ry Jeso o!"  
Fih 5/5

2. Text

(Situation: PCV Jim writes a letter to his former trainer upon hearing of the death of the trainer's father.)

Ho an'i Bodo,

Henoko fa maty ny dadanao. Mampalahelo izany. Mamangy amin'ny fahoriana, aza misosoka alahelo intsony. Mahereza. Eny ary fa veloma.

Jim namananao

3. Cultural note

Raha mana-manjo ny namana ny fianakaviana, ny mpiaramonina dia tsy maintsy mamangy mankahery azireo sady manome vola ho fanampiana amin'ny fikarakarana ny razana. (Friends and neighbors will visit the home of a grieving family to offer their condolences. Often they'll leave behind an envelope with a small sum of money to help with funeral expenses.)

Fahoriana ny fahafatesana amin'ny Malagasy satria mampisaraka ny fianakaviana. Mba tsy hisian'izany intsony, dia mandeha mandro na manasa lamba eny amoron-drano ny olona aorian'ny fandevenana.

(Death is an unhappy event for Malagasy people because it separates the family from the deceased. Often, after the funeral, Malagasy go to the river to wash their clothes or bathe, gestures which they hope will prevent an untimely death from occurring in the future.)

4. Vocabulary

Malagasy	English
faty	_____
maty	_____
mahafaty	_____
fahafatesana	_____
mandevina	_____
fandevenana	_____
mitomany	_____
malahelo	_____



5. Causative -amp-

mitomany: m + amp + itomany => mampitomany  
mandevina: m + amp + andevina => mampandevina  
malahelo: m + amp + alahelo => mampalahelo  
mahery: m + amp + ahery => mampahery

The infix -amp- can be used with active verbs and with adjectives beginning with m-. It indicates that the subject causes the action to occur.

6. Offering condolences

To a mourner:

"Aza misosoka alahelo!"  
(Don't keep suffering!)

To a person who has had an accident/is sick:

"Sitrana soa aman-tsara!" or "Aza manambe!"  
(Get well soon!)

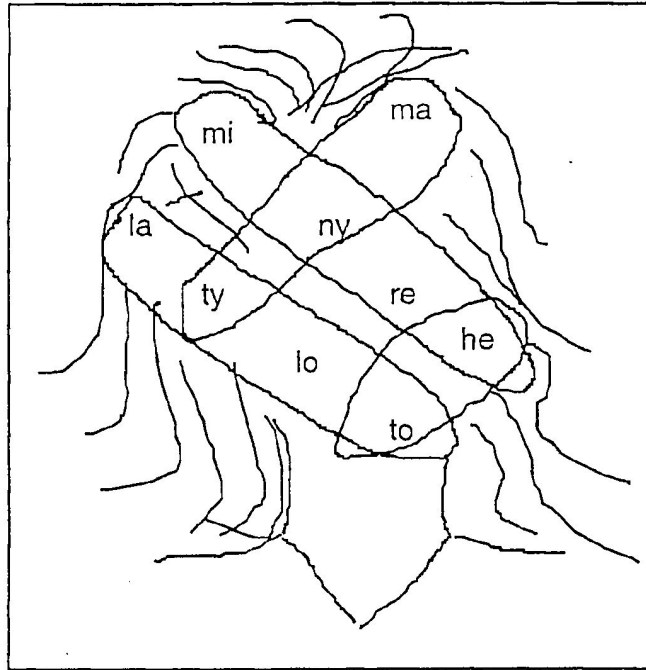
To a person who has failed at something:

"Mahereza!"  
(Have courage!)

## EXERCISES

### 7. Brain storming

Find 5 words among these syllables and write a sentence for each.



### 8. Multiple choice

Choose the correct answer.

- a. Marary kibo aho:
  - 1. aza misosoka alahelo.
  - 2. aza manambe.
  - 3. misaotra betsaka tompoko.
  
- b. Maty ny zandriko:
  - 1. aza ela fery.
  - 2. mamangy amin'ny fahoriana.
  - 3. aza manambe.
  
- c. Tsy afaka bac aho:
  - 1. aza misosoka alahelo.
  - 2. mahereza e!
  - 3. aza manambe.

- d. Accidenté ny dadako:
  1. mamangy amin'ny fahoriana.
  2. sitrana soa aman-tsara.
  3. misaotra betsaka.
  
- e. Nalevina omaly i Neny:
  1. aza misosoka alahelo intsony.
  2. misaotra betsaka.
  3. aza manambe.
  
- f. Marary ny tongotro:
  1. aza manambe.
  2. misaotra tompoko.
  3. aza ela fery.

9. Correct the mistakes

Find and correct the mistakes in this text:

Noho izao fahafatesan'ny dadanao izao, ry Faly, dia miarahaba anao amin'ny fahoriana aho. Mahafaly izany. Misosoha alahelo.

10. Task

Console a person who has a problem (a death, an illness, a failed exam, etc.).

SELF-EVALUATION

I am able to	Not at all	Fairly well	Well
name unhappy occasions or events			
console someone who has a problem			


in Malagasy.

TOPIC: Asa fanao andavanandro (Daily activities)

COMPETENCY: Mahay mila hevitra mikasika ny asa fanaon'ny fianakaviana Malagasy ny mpiofana.  
(PWBAT ask a Malagasy family about their everyday activities.)

---

1. Visual aids



2. Dialogue

(Scenario PCT Karen talks to Bako, her Malagasy friend, in the village.)

K: Oviana no handehananao any an-tsaho?

B: Rehefa avy eo, handeha koa ve ianao?

K: Eeeen, isaky ny inona ianao no mandeha miasa?

B: Isan'andro, isan'andro.

K: Dia..... ilza no mamahana ny akoho eto?

B: Ataon'ny ankizy alohan'ny handehanany hianatra.

3. Cultural note

Samy manana ny anjara asany ny olona tsirairay ao amin'ny fianakaviana.

(Each member of a family has his/her own share of work.)

Tsy miasa any an-tsaha ny mpamboly rehefa andro fady fa manao asa ao an-tanana.

(Farmers don't work in the fields on "fady" days; they do manual work in the village instead.)

4. Vocabulary

Malagasy

English

mikarakara

\_\_\_\_\_

mampirina

\_\_\_\_\_

manomana

\_\_\_\_\_

mamahana akoho amam-borona

\_\_\_\_\_

mitoto

\_\_\_\_\_

matsaka

\_\_\_\_\_

Adverbs of time

5. Ex: Hianatra aho rahampitso.  
adverb of time

Omaly, niantseña ny mpiofana.  
adverb of time

Tonga teto Madagasikara izahay tamin'ny volana lasa.

taloha	_____
amin'ny izao fotoana izao	_____
taona ho avy	_____
herinandro ho avy (ambony)	_____
volana ambony	_____
taona lasa	_____
volana lasa	_____
herinandro lasa	_____

## 6. Adverbs of time and its placement

- Hamahana akoho aho rehefa avy eo.
- Omal, nitoto voanjo izahay.
- Ampirimiko isan'andro ny tranoko.
- Tamin'ny herinandro lasa no nitsangantsanganay tany Mantasoa.
- Fahanako ny akoho isan'andro.

The underlined words are adverbs of time. In general, they are placed at the beginning or at the end of the sentence. But in the passive sentence, they can be placed after the verb.

## 7. Asking about activities

When asking a family about their daily activities use these types of questions:

- Inona no ataonao isaky \_\_\_\_\_?
- Inona no ataon'ny \_\_\_\_\_ isan'andro?
- Inona no asa fanaonao isaky \_\_\_\_\_?
- Inona no asa fanaon'ny \_\_\_\_\_?
- Oviana \_\_\_\_\_?
- Amin'ny firy \_\_\_\_\_?
- Aiza \_\_\_\_\_?

## EXERCISES

### 8. Fill in the chart

Fill in with adverbs of time appropriate to each column. Then write a sentence for each adverb.

past	present	future

### 9. Scrambled sentences

Rearrange the word order to form coherent sentences.

- ny reniko/tokan-trano/mikarakara/isan'andro
- ny hariva/akoho/mamahana/i Koto/isaky
- ny mpiofana/namboly/omaly/hariva/hazo
- alahady/izahay/hiangona/amin/ny/
- alakamisy/amin'ny/hopitaly/niasa/i Jay/tamin'ny/tany
- sakafo/tamin/ny/nanomana/aho/alahady

### 10. Mind Map

Write the first 5 words which come to mind when seeing these words: "mikarakara", "an-tsaha", "miasa".

- Now, justify your answers.

### Jigsaw reading

11. You will be given just one of the paragraphs from the following text and will need to reconstruct the entire story by asking questions of your classmates.

#1 Any ambanivohitra no impetrahan-dRahery sy ny fianakaviany. Nampianatra Rahery amin'ny maraina fa mamboly any an-tsaha kosa izy amin'ny hariva, ary miala sasatra izy ny asabotsy.

LSM 18/4

#2 Mikarakara tokenrano kosa Ramany vadin-dRahery isan'andro. Mifoha amin'ny dimy izy isa-maraina ary mahandro sakafo sy matsakara. Mikarakara ny zanany handeha hianatra izy avy eo ary mampirina trano.

#3 Manan-janaka efatra Rahery sy Ramary dia Fary, Tantely, fanja ary i Mamy. Izireo no mamahana ny akoho amam-borona isan-kariva. Miasa any an-tsaha izireo ny alarobia hariva satria tsy mianatra.

12. Read the paragraph you've been given. Next, ask students from other groups about their paragraph using the following questions :

Andininy voalohany:

- Fianakavian'iza tao amin'ny texte?
- Mipetraka aiza izireo?
- Inona no asan-dRahery?
- Inona no ataon-dRahery isa-maraina?
- Nanao inona Rahery isan-kariva?
- Miasa ve izy ny asabotsy?
- Inona no ataony?

Andininy faharoa:

- Iza no anaran'ny vadin-dRahery?
- Amin'ny firy izy mifoha isa-maraina
- Inona no asa fanaony isan-maraina?
- Inona no zavatra ataony isan'andro?
- Mamboly any an-tsaha ve izy?
- Amin'ny firy izy mifoha isa-maraina?
- Ataony inona ny zanany?
- Mamboly ve izy?

Andininy fahatelo:

- Firy ny zana-dRahery sy Ramary?
- Firy ny lahy? Firy ny vavy?
- Iza no anaran'izireo?
- Inona no ataon'izireo isan'andro?
- Oviana izireo no tsy mianatra?
- Inona ny zavatra ataon'izireo rehefa tsy mianatra?

LSM 18/5



- If you have:

paragraph 1, ask the 2nd and 3rd series of questions;  
 paragraph 2, ask the 1st and 3rd series of questions;  
 paragraph 3, ask the 1st and 2nd series of questions.

13. Finally, discuss your findings with your group members.

14. Task

Given the name of a staff member, go to the person to ask about the daily activities of members of his/her family.

SELF-EVALUATION


I'm able to	Not at all	Fairly well	Well
describe certain Malagasy daily activities			
inquire about the daily activities of a Malagasy family in Malagasy.			

TOPIC: Fiainana andavanandro (Daily activities)

COMPETENCY: Mahay milaza ny filany ny mpiofana  
(PWBAT express some of his/her needs.)

---

1. Visual aids



2. Dialogue

(Scenario: Naina talks to PCT Beau.)

N: Nahoana ianao no reraka be?

B: Noana sy mangetaheta aho satria tsy nisakafo maraina.

N: Tokony hisakafo anie ianao izao e!

B: Eeen, fa te hisotro rano aho aloha ka!

3. Cultural note

Tsy fanao loatra ny miteny mivantana amin'ny olona hoe: "hikaka" na "hipipy", fa mahamenatra.

(It is shameful to discuss one's basic needs {i.e. bodily functions} in public.)

Ianao fitandremana fatratra ny fanomezana valin-teny amin'ny alalan'ny "tsy mila", fa mety mahatezitra ny olona izany.

(When offered something by a person, never respond, "Tsy mila." [I don't need that]; it's an offensive remark.)

4. Vocabulary

Malagasy	English
----------	---------

noana	_____
mangetaheta	_____
mafana	_____
mangatsiaka	_____
mandro	_____
mivoaka	_____

5. Interrogative: Nahoana/Maninona

Ex: Nahoana no misotro rano i Linda?  
(Why is Linda drinking water?)

Nahoana no haninao ny variko?

Nahoana no mangetaheta ianao?

Nahoana i Mike no misotro rano?

Maninona no mangetaheta ianao?

LSM 19/2

Maninona ianao no mangetaheta?

Nahoana ny variko no haninao?

Nahoana}	+	no	+	predicate	+	(object)	+	subject
Naninona}								
Nahoana}	+	subject	+	no	predicate	+		object
Maninona}					(active verb/adjective)			
Nahoana}	+	object	+	no	predicate			
Maninona}					(passive voice)			

- Response: "satria"

Q: Nahoana no misotro rano i Linda?

A: Misotro rano i Linda satria mangetaheta.

- When asked a question with nahoana or maninona one must use "satria" in the response.

## 6. Auxiliaries

Ex: Te handro aho.  
Tokony hatory ianao.  
Mila miala sasatra i Mup.  
Tsy maintsy misakafo ianao.

te (like) }+ future tense verb  
tokony (should) }

mila (need) ]+ any tense verb  
tsy maintsy (must) ]

- These auxiliaries are always placed before the verb in a sentence.

te			
tokony	+	verbs	
mila,			
tsy maintsy			

7. Conjunction "raha"

Raha mangetaheta aho dia misotro rano.  
Raha mangatsiaka aho dia manao akanjo mafana.  
Matory aho raha reraka.  
Misakafo aho raha noana.

raha + predicate + subject + dia + predicate + object
predicate + subject + raha + predicate + object

8. Expressing basic needs

Ex: Mila mandro aho.  
Tokony hiala sasatra aho.  
Te hatory aho.  
Te hisotro labiera aho.  
Mila rano aho fa mangetaheta.

When expressing basic needs, use the following words in your sentences:

te            }  
mila         } + needs  
tokony       }

EXERCISES

9. Questions

Answer the following questions:

- Nahoana ianao no mianatra?
- Nahoana isika no mihinana?
- Nahoana i Soa no matory?
- Nahoana i Helen no miala sasatra?
- Nahoana i Ben no misotro rano?

10. Complete with imagination

Complete the following sentences:

- Misotro rano aho satria \_\_\_\_\_.
- Mivoaka i Bill satria \_\_\_\_\_.
- Matory izy satria \_\_\_\_\_.
- Mafana be i Jim satria \_\_\_\_\_.
- Mangetaheta ianao satria \_\_\_\_\_.
- Noana ny olona satria \_\_\_\_\_.
- Voky izy satria \_\_\_\_\_.
- Mandro rano mafana ny mpiofana satria \_\_\_\_\_.

LSM 19/4

11. Phraseology

Write 2 sentences with each auxiliary:

te  
tokony  
mila  
tsy maintsy  
raha

12. Linegram

Fill in the blanks with appropriate words:

N: \_\_\_\_\_ ianao no reraka \_\_\_\_\_?  
B: \_\_\_\_\_ sy mangetaheta aho.  
nisotro dite maraina.  
N: \_\_\_\_\_ hisakafo anie \_\_\_\_\_ izao e!  
B: Eeen, fa \_\_\_\_\_ rano aho aloha ka!

13. Questions

Be ready to respond to these questions and use raha in your answer.

- a. Mafana ianao. Inona no ataonao?
- b. Mangatsiaka ianao. Inona no ataonao?
- c. Tsy misy sakafo eto amin'ny site. Inona no ataonao?
- d. Tsy misy rano eto amin'ny site. Inona no ataonao?
- e. Noana ny namanao. Inona no ataonao?

14. Use the appropriate verb and auxiliary (te, tokony, mila, tsy maintsy, raha) to relate each pair of words in a sentence.

- a. Mangatsiaka - pullover
- b. Vizaka - matory
- c. Marary - fanafody
- d. Voan'ny tazo - dokotera
- e. Mangetaheta - coca
- f. Mafana - mandro
- g. Noana - hamburger
- h. Vizaka - miala sasatra
- i. Mangetaheta - rano
- j. Hivoaka - WC

LSM 19/5

15. Correct the mistakes

Find and correct the mistakes in the following sentences:

- a. Te misotro rano aho fa noana.
- b. Mila mofo izy fa matory.
- c. Tokony nihinana vary ianao satria mangetaheta.
- d. Tsy maintsy mandro i Bema satria noana.
- e. Tematory ianao ry Soa.
- f. Te nisasa i Beau.
- g. Te manao akanjo mafana i Amy fa mangatsiaka.
- h. Tsy maintsy manao akanjo mangatsiaka i Kevin satria mangatsiaka ny andro.

16. Scrambled text

Rearrange these sentences into a coherent text:

- a. Nangetaheta be aho.
- b. Nisy mpivarotra teo an-tsena.
- d. Noana koa aho satria tsy nisakafo maraina.
- e. Nandeha lalana lavitra be aho.
- f. Te hisotro kafe aho, fa tsy nisy teo amin'ny mpivarotra.
- g. Nafana be ny andro.
- h. Nividy mofo aho.
- i. Nila niala sasatra teo Anjeva aho.
- j. Reraka be aho.

17. Task

Talk to a trainer who was not involved in teaching this lesson about your essential needs.

SELF-EVALUATION

I am able to	Not at all	Fairly well	Well
express my needs			
ask questions about others' another's needs			

in Malagasy.


LSM 19/6

TOPIC: Toetr'andro, Vanin-taona, Fanisan'andro (Weathers, Seasons, Calendars)

COMPETENCY: Mahay manoritsoritra ny vanin-taona eto Madagasikara ny mpiofana.  
(PWBAT describe the seasons.)

---

1. Visual aids





2. Dialogue

(Scenario: PCT Ally talks with Vony about the cold weather.)

A: Mangatsiaka be ny andro nefa mimosaka be ny masoandro. Tsy te hianatra mihintsy aho.

V: Aza miferinaina re ry Ally, fa efa ho vita ny ririnina a!

3. Cultural note

Arakaraka ny asa vanin-taona no amaritana ny asa atao, fa tsy voafaritry ny volana.

(Human activities in Madagascar are determined by the seasons.)

4. Vocabulary

Malagasy

English

Seasons

ririnina

\_\_\_\_\_

lohataona

\_\_\_\_\_

fahavaratra

\_\_\_\_\_

fararano

\_\_\_\_\_

Seasonal elements

orana

\_\_\_\_\_

rivotra

\_\_\_\_\_

kotroka

\_\_\_\_\_

tselatra

\_\_\_\_\_

miakatra ny vokatra

\_\_\_\_\_

erika

\_\_\_\_\_

fanala

\_\_\_\_\_

maniry ny zava-

\_\_\_\_\_

maniry

\_\_\_\_\_

GRAMMAR

5. Conjunctions: "nefa" and "ka"

Ex: Fararano ny andro nefa be orana.

(It is the end of the rainy season, but there is still lots of rain.)

Ririnina ny andro nefa mafana.

Fararano ny andro nefa tsy misy vokatra.

LSM 20/2

- Nefa connects contrasting clauses in a sentence.

Ex: Be ny orana ka simba ny vokatra.  
(It is raining hard, so the crops are damaged.)

Fararano ny andro ka be ny orana.

Be ny rivotra ka kely ny vary vokatra.

- Ka expresses consequences.

## 6. Describing seasons

Briefly, describe your favorite season.

Compare your text with this one:

Tiako ny andro amin'ny lohataona satria mafana ka, maniry ny anana sy ny legioma. mahafinaritra be ny mijery ny any an-tsaha satria miloko maitso avokoa ny zava-maniry rehetra.

To describe a season, use appropriate adjectives and these expressions:

amin'ny + season \_\_\_\_\_  
misy \_\_\_\_\_ sy \_\_\_\_\_ ary \_\_\_\_\_

## EXERCISES

### 7. True or False

To describe a season, use the appropriate adjectives and these expressions:

\_\_\_\_\_ amin'ny + season \_\_\_\_\_  
misy \_\_\_\_\_ sy \_\_\_\_\_ ary \_\_\_\_\_.

Identify whether the following sentences are true or false and rewrite the false sentences correctly:

- Be ny vokatra amin'ny ririnina.
- Maniry ny zava-maniry amin'ny lahataona.
- Mangatsiaka ny andro amin'ny lohataona.
- Mafana sy be orana amin'ny fahavaratra.

LSM 20/3

- e. Mihavitsy ny orana amin'ny fararano.
- f. Be erika amin'ny ririnina.
- g. Be fanala amin'ny lohataona.
- h. Tsy misy vokatra amin'ny fararano.
- i. Maina ny tany amin'ny fahavaratra.

8. Correct the mistakes

Correct the following text about Malagasy seasons.

Ririnina izao, ka mafana ny andro ary tena avy be ny orana, ka tsy hitondra akanjo mafana aho. Hitondra elo koa aho satria tsy misy erika.

9. Subordinating sentences

Choose the right conjunction for each sentence (ka or nefa).

- a. Lohataona ny andro/mafana be.
- b. Ririnina ny andro/mangatsiaka eto Madagasikara.
- c. Ririnina ny andro/be ny vokatra.
- d. Tsara ny vokatra/be ny orana.
- e. Kely ny rano/kely ny vary miakatra.
- f. Misy ny fanala/lohataona ny andro.
- g. Tsy mimosaka ny masoandro/mangatsiaka ny andro.
- h. Fahavaratra ny andro/tsy misy orana.
- i. Lohataona ny andro/tsy maniry ny zava-maniry.
- j. Fararano ny andro/tsy misy sakafo aty Androy.
- k. Maitso ny zava-maniry/ririnina ny andro.

10. Writing

After writing a brief description about seasons in your part of the U.S., present it to the class.

11. Task

Given a person's name, ask him/her about the different seasons in his/ her home region.

## SELF-EVALUATION

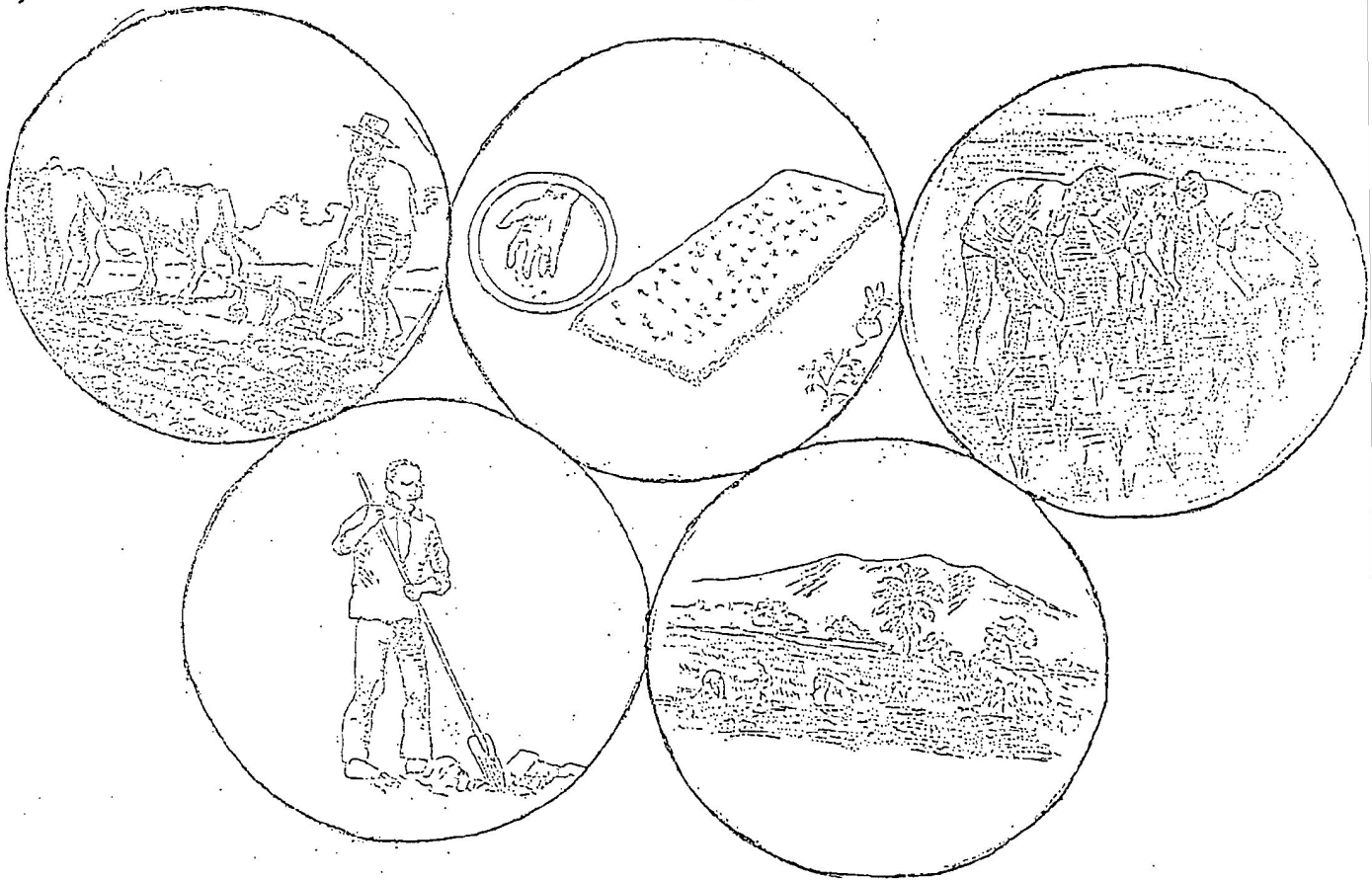
I'm able to	Not at all	Fairly well	Well
describe the seasons			
name the seasons in Malagasy			

TOPIC: Toetr'andro, vanin-taona (Weather, seasons)

COMPETENCY: Mahay miresaka momba ireo asa fanao isaky ny vanin-taona ny mpiofana.  
(PWBAT talk about seasonal activities.)

---

1. Visual aids



2. Text

(Situation: Summary of a family's seasonal activities.)

Isaky ny lohataona dia mamadika bainga ny raiko, ny reniko sy ny zokiko kosa mamafy ny voa. Izahay ankizy no manara-maso ny voly amin'ny fahavaratra. Samy mijinja vary izahay mianakavy amin'ny fararano. Ny ririnina no tiako indrindra satria tsy miasa any an-tsaha izahay fa mikarakara fetim-pianakaviana.

3. Cultural note

Miala sasatra ny mpamboly amin'ny ririnina. Manomana fety toy ny famadihana sy ny famoran-jaza koa ny olona amin'io.

(During the winter, farmers rest. Winter is also the time of the year for festivals like exhumations and circumcisions.)

4. Vocabulary

Malagasy	English
mamadika bainga	_____
mamafy	_____
manetsa	_____
miava	_____
manara-maso	_____
mijinja	_____
famadihana	_____
hasoavana	_____

5. Conjunction "Rehefa" and its placement

Ex: Mijinja vary izahay rehefa ririnina.  
(We cut the rice during the "ririnina".)

Mamboly izireo rehefa lohataona.

Verb + (object) + rehefa + when action occurred.

- Notice that in this structure, "rehefa" occurs between the verb and the time or season the action occurred.

Rehefa fararano, dia mijinja vary.  
(When it's the end of the rainy season, we cut rice.)

Rehefa fahavaratra dia manara-maso ny voly.  
(When it is the end of the rainy season, it's time to observe the rice.)

Rehefa + when action occurred + dia + verb.

- When rehefa begins a declarative sentence it will be followed by the particle dia which precedes the verb. This particle is required for a sentence with this structure.

## 6. Describing seasonal activities

Text:

Amin'ny ririnina, dia tsy mamboly izahay, fa manao fety satria tsy miasa. Rehefa lohataona dia mamboly sy miasa tany ary manara-maso ny voly izahay.

- Notice the sentence structure describing seasonal activities:

Isaky ny											
Rehefa	+	season	+	dia	___	dia	__	sy	__	ary	___
Amin'ny		time									

- Note, too, that present tense is used to describe habitual actions (i.e., seasonal activities).

## EXERCISES

### 7. Phraseology

Write three sentences using each of these words: rehefa, amin'ny, isaky ny.

8. Transformation exercise

Change the structure of these sentences as shown in the example.

Ex: Mamboly rehefa lohataona. -> Rehefa lohataona dia mamboly.

- a. Mamadika bainga rehefa lohataona.
- b. Manao fety rehefa ririnina.
- c. Rehefa fararano dia mijinja vary.
- d. Rehefa fahavaratra dia manara-maso ny voly.
- e. Mamafy vary rehefa lohataona.
- f. Rehefa lohataona, manetsa ny olona.

9. Question box


Pick a question from the box. Provide the answer yourself, or ask a neighbor to respond.

Firy ny vanin-taona misy amin'ny tananananao?  
Oviana ny lohataona?  
Inona ny vanin-taona tianao indrindra?  
Miasa ve any aminareo rehefa mangatsiaka?  
Inona ny vanin-taona lava indrindra?  
Manao inona ny olona rehefa mafana?

10. Picture story

Write a brief description of these pictures.





11. Discussion

Form pairs to discuss your seasonal activities in the States.

12. Task

Given a name, ask that person about work which is performed and celebrations that occur seasonally in his/her village or home region.

SELF-EVALUATION

I am able to	Not at all	Fairly well	Well
Speak about the weather			
Speak about typical activities for each season			
Find out what kind of activities there are in other regions in Malagasy.			

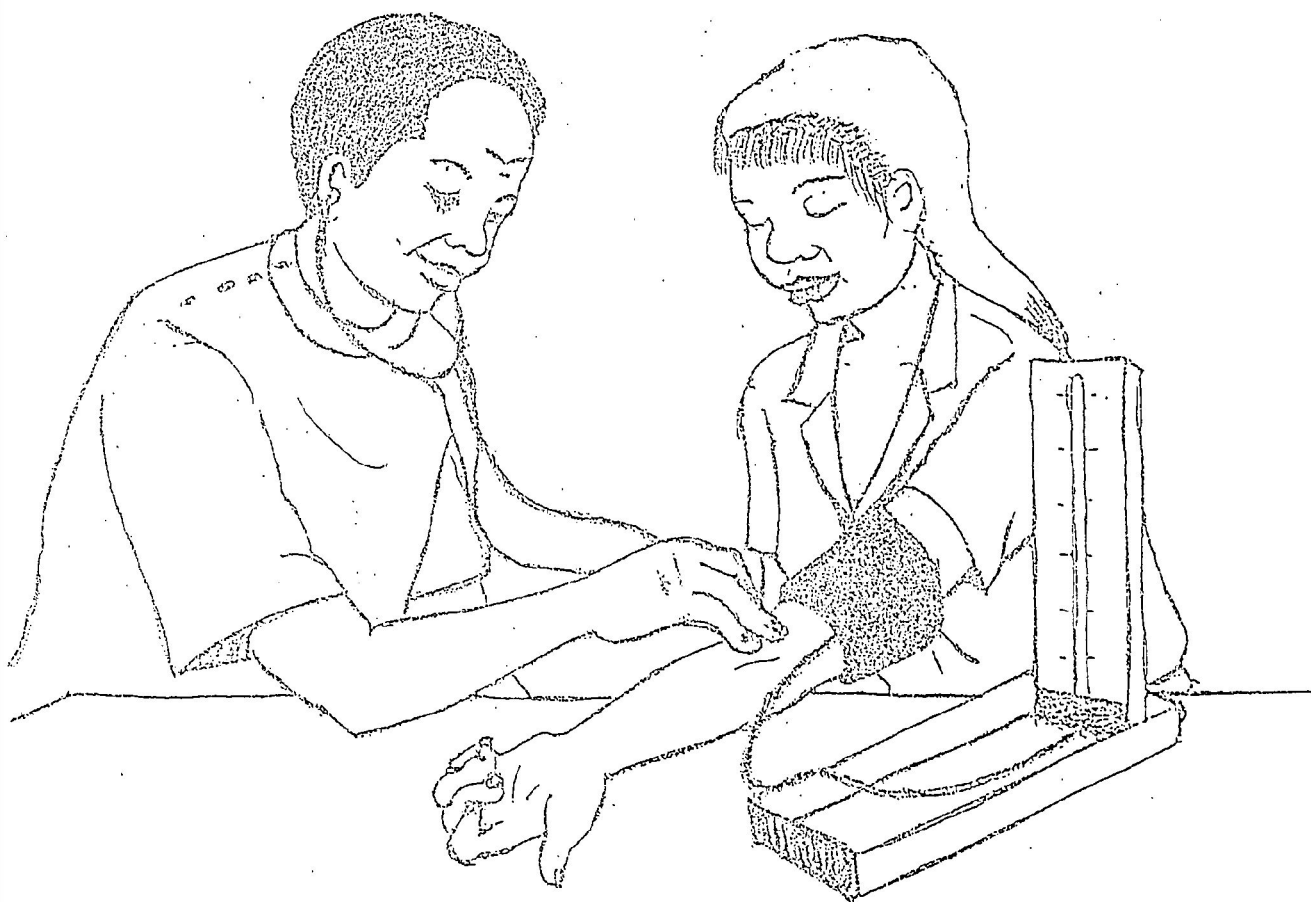
LSM 22

TOPIC: Fahasalamana (Health)

COMPETENCY: Mahay milaza ny toe-pahasalamany ny mpiofana.  
(PWBAT talk about his/her health.)

---

1. Visual aids



LSM 22/1

2. Text

(Situation: PCT Jerry talks about his health to a friend.)

Narary be aho omaly. Nafana be aho. 39 °C ny hafanako.

Narary be ny lohako sy ny tratrako.

Voan'ny tazo angamba aho. Satria nisy lamba betsaka teo amboniko nefa mbola nangatsiaka be aho. Tsy natory tsara aho tamin'ny alina.

3. Cultural note

Mbola manahirana ny Malagasy ny miresaka manodidina ny fitaovam-pananahana sy ny firaisana, ary tsy milaza ny aretina mahamenatra amin'ny olona ny Malagasy.

(Malagasy don't discuss sexual matters in public {i.e., birth control/STD's/love making}.)

4. Vocabulary

Malagasy

English

Body parts

loha

-----

maso

-----

orona

-----

vava

-----

nify

-----

lela

-----

sofina

-----

tratra

-----

kibo

-----

vatana

-----

tanana

-----

tongotra

-----

Parasites

hao

-----

haofotsy

-----

kankana

-----

parasy

-----

5. Adverbs of frequency: "Efa" and "Mbola"

Ex: Efa tany amin'ny dokotera izy omaly.  
(He/she already went to the doctor yesterday.)

Efa narary izy omaly.

Mbola marary loha izy.  
(He/she still has a headache.)

Mbola voan'ny gripa i Steph.

Efa/mbola + predicate + (object) + subject

- Notice that these adverbs always occur at the start of a sentence.

6. Adverbs of frequency: negative form

Ex: Efa mafana ve ianao? (Are you already hot?)  
Aaan, mbola tsy mafana aho. (No, I'm not hot any more.)

Efa narary ve ianao? (Were you already sick?)  
Aaan, mbola tsy marary aho. (No, I haven't been sick yet.)

Negation + mbola tsy + predicate + subject.

Ex: Mbola fanina ve ianao?  
Aaan, tsy fanina intsony aho.  
Aaan, efa tsy fanina intsony aho.

Negation + tsy + predicate + intsony + subject.

Adverbs of frequency

affirmative	negative
efa (already)	tsy mbola ] (not yet) mbola tsy ]
mbola (still)	tsy _____ intsony (not any more)

## 7. Talking about one's health

Text:

Voan'ny gripa aho, marary ny lohako.  
Mbola mangatsiaka aho sady marary kibo.

- Use the following structure to discuss one's health:

Voan'ny + (diseases).
Marary + (organ) + sy _____ ary _____

## EXERCISES

### 8. Questions

Following the model, use adverbs of frequency to respond both affirmatively and negatively to the questions.

Q: Efa natory ve i Ben?

A: Eeen, efa natory izy.

B: Aaan, tsy mbola natory izy.

C: Efa tsy natory intsony izy.

a. Efa salama ve i Chris?

b. Mbola marary kibo ve i Todd?

c. Efa voan'ny tazo ve ianao?

d. Mbola marary nify ve i Helen?

e. Tsy marary intsony ve i Christian?

f. Mbola tsy nihinana fanafody ve ianao?

g. Tsy nandeha tany amin'ny dokotera intsony ve izy?

h. Tsy mbola natory ve i Jeff?

i. Tsy reraka intsony ve ianao?

### 9. Phraseology

Write five questions for each of the sentences below. Use a different frequency adverb (efa, mbola, tsy \_\_\_ intsony, efa tsy \_\_\_\_\_ intsony, mbola tsy) in each:

a. Mikohaka i Karen isan'andro.

b. Fanina be i Bruce.

c. Marary nify aho.

d. Mivalana sy mandoa ny zaza.

e. Sitrana i Ally.

f. Marary ny nifiko.

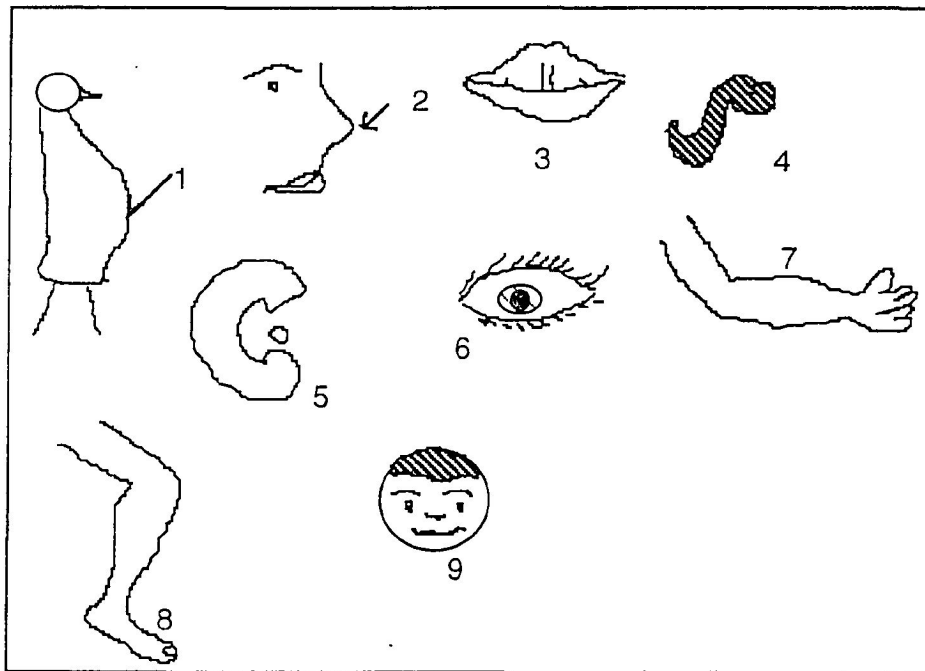
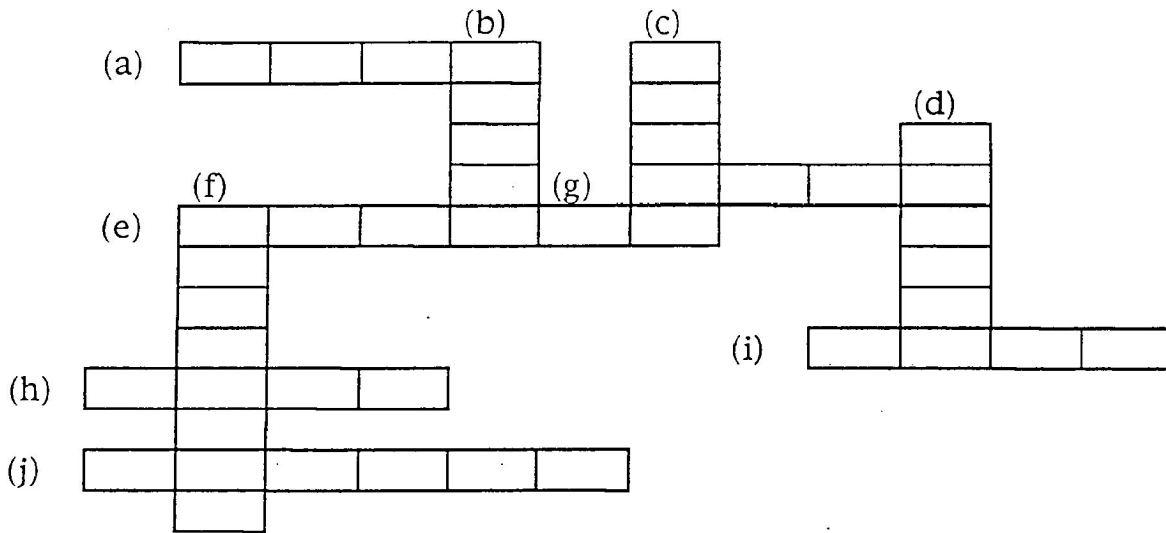
g. Mandoa be izy.

h. Mafana be ny marary.

LSM 22/4

10. Cross word

Fill in the crossword with the appropriate body part:



11. Fill in the blanks

Complete the sentences with the following words:  
nafana, voan'ny, mbola, tratrako, tsy, mbola, nisy, lohako.

\_\_\_\_\_ be aho omaly. \_\_\_\_\_ be aho: 39 °C ny hafanako.

Narary be ny \_\_\_\_\_ sy ny \_\_\_\_\_.

Voan'ny \_\_\_\_\_ angamba aho satria \_\_\_\_\_ lamba betsaka teo amboniko, nefa \_\_\_\_\_ mangatsiaka be aho. \_\_\_\_\_ natory tsara aho tamin'ny alina.

12. Task

Describe how you've been feeling recently to a classmate.

SELF-EVALUATION

I'm able to	Not at all	Fairly well	Well
name different parts of the human body.			
describe people			
_____ speak about my health in Malagasy.			



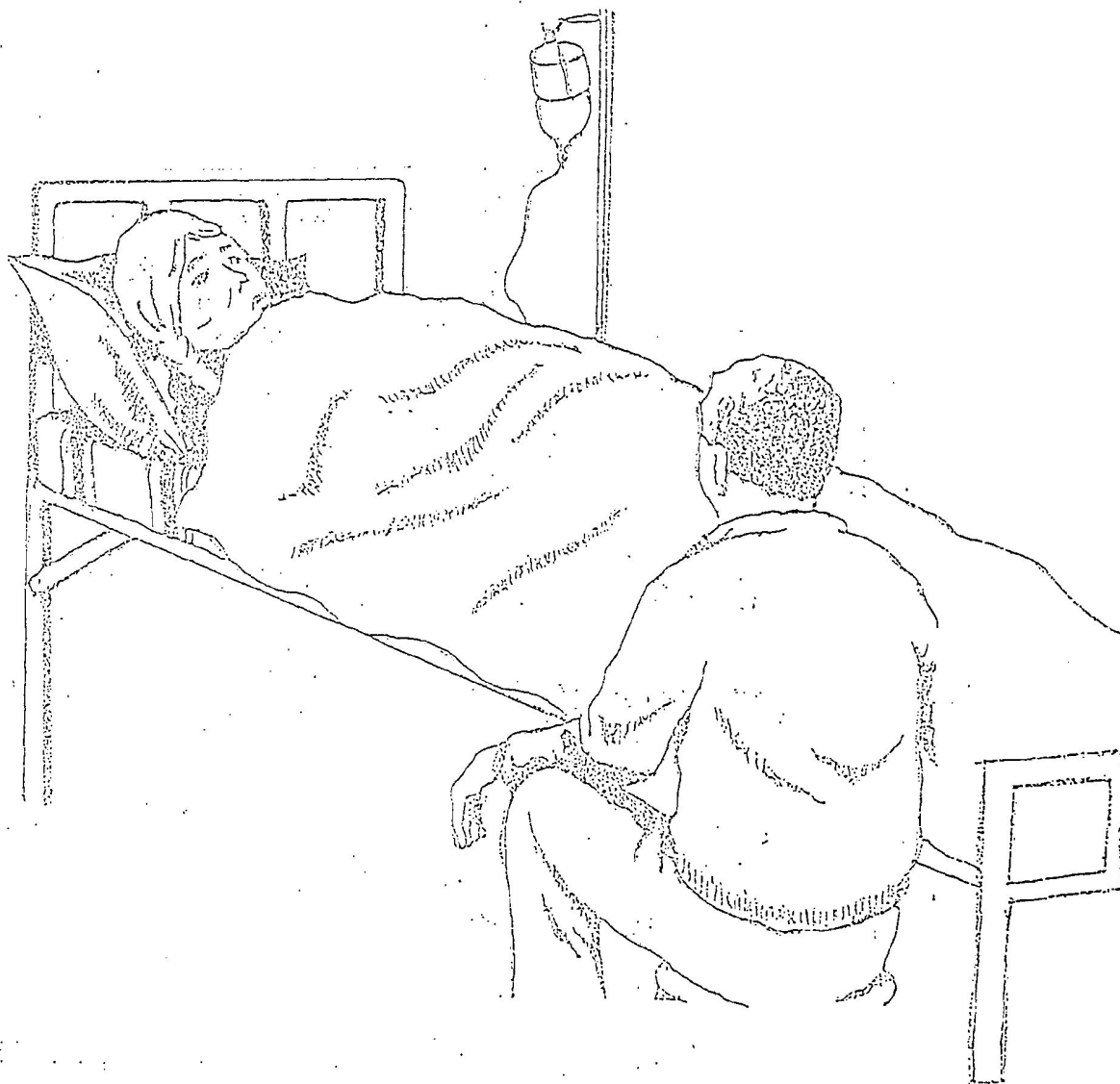
LSM 23

TOPIC: Fahasalamana (Health)

COMPETENCY: Mahay manontany ny fahasalaman'ny olona hafa  
ny mpiofana.  
(PWBAT inquire about someone's health.)

---

1. Visual aids



LSM 23/1

## 2. Dialogue

(Scenario: PCV Ben meets Rabe, his neighbor, and inquires about the health of his daughter.)

- B: Nanao ahoana izay i Faly? Efa mba tsara ve?  
R: Ie, efa mba tsy mandoa intsony izy izao ary efa natory omaly.  
B: Efa mba tsy reraka be intsony izy angamba.  
R: Ie, fanina no sisa.  
B: Efa tsara izany ka.

## 3. Cultural note

Tsy fanao ny manontany ny aretin'olona raha toa ka tsy milaza mivantana izy na manafina izany, fa tsy fahalalam-pomba izany.

(It's not polite to ask a sick/injured person about their health problem if they don't want to discuss it.)

## 4. Vocabulary

Malagasy	English
mikohaka	_____
mivalana	_____
mangovitra	_____

## 5. Adverbs of frequency

Mbola \_\_\_\_\_ indray

Ex: Mbola marary indray i Beau.  
(Beau is sick again. )

Mbola mangovitra indray izy.

- Mbola \_\_\_\_\_ indray indicates a repeating event.

Mbola \_\_\_\_\_ foana

Ex: Mbola mikohaka foana i Marta.  
(Marta is still coughing.)

Mbola mivalana foana i Neny.

- Mbola \_\_\_\_\_ foana indicates a continuing event..

LSM 23/2

Tsy \_\_\_\_\_ mihitsy

Ex: Tsy matory mihitsy ny marary.  
(The sick person doesn't sleep at all.)

Tsy mifoka sigara mihitsy aho.  
(I never smoke cigarettes.)

- Note that these frequency adverbs surround the predicate of a sentence.

Mbola +	+ indray +
Mbola + predicate + foana	+ (object) + subject
Tsy +	+ mihitsy +

## 6. Inquiring about someone's health

Use these expressions to ask someone about his/her health:

- Manahoana ianao?
- Manahoana ny fahasalamanao?
- Salama ve \_\_\_\_\_?
- Efa \_\_\_\_\_ ve \_\_\_\_\_?
- Mbola \_\_\_\_\_ ve \_\_\_\_\_?
- Marary inona \_\_\_\_\_?

## EXERCISES

### 7. Substitution drill

Replace a word in the model sentence with an appropriate one from the column. Rewrite the sentence showing the changes, assuring that it is grammatically correct.

	<u>Marary loha aho satria voan'ny tazo.</u>
<u>tenda</u>	_____
<u>tratra</u>	_____
<u>i Noro</u>	_____
<u>gripa</u>	_____
<u>orona</u>	_____
<u>sery</u>	_____
<u>vava</u>	_____
<u>izy</u>	_____
<u>tazo</u>	_____
<u>kibo</u>	_____
<u>i Jeff</u>	_____
<u>loha</u>	_____

### 8. Multiple choice

Choose the correct answers.

1. Marary ny
  - a. lohako.
  - b. tazo.
  - c. volo.
2. Mangovitra ny
  - a. kiboko.
  - b. masoko.
  - c. vatako.
3. Mivalana ny marary
  - a. voloko.
  - b. kibo.
  - c. tongotro.
4. Mafana ny
  - a. voloko.
  - b. masoko.
  - c. vatako.

LSM 23/4

5. Fanina rehefa  
a. voan'ny tazo.  
b. misy hao.  
c. voky.

6. Reraka  
a. ny voan'ny tazo.  
b. ny misy haofotsy.  
c. ny matory.

- 7.a. Mangatsiaka ]  
b. Noana ] rehefa voan'ny tazo.  
c. Matory ]

8. a. mikohaka ]  
b. voky ] ny marary tratra.  
c. salama ]


9. Constructalog

Use these words in creating a dialogue:

maninona, marary, mbola \_\_\_\_\_ foana, manahoana, fanina,  
dokotera.

10. Strip story

Study the pictures, rearrange them, then write a short story using them.



LSM 23/6

11. Task

Find the person whose name you've been given to ask about his/her health.

SELF-EVALUATION

I'm able to	Not at all	Fairly well	Well
identify some symptoms of illness			
talk about my health			
inquire about someone else's well-being.			

in Malagasy.

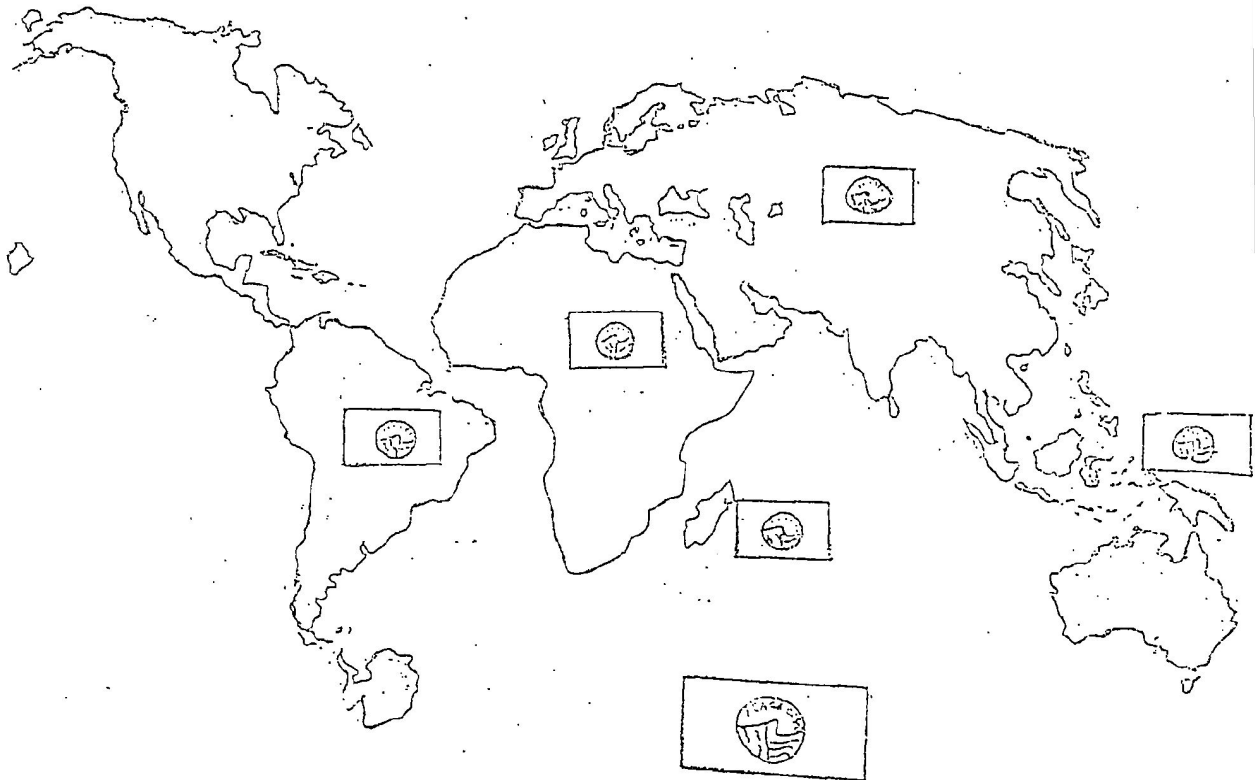
LSM 24

TOPIC: Asa (Work)

COMPETENCY: Mahay miresaka momba ny Corps de la Paix ny mpiofana.  
(PWBAT talk about Peace Corps.)

---

1. Visual aids





## 2. Dialogue

(Scenario: Rakoto, the president of the fokontany, interviews PCV Kevin.)

R: Iza moa ianao anaka? Coopérant frantsay hiasa eto aminay ve?

K: Aaan, tsy Frantsay aho fa Amerikana. Kevin no anarako. Volonteran'ny Corps de la Paix aho ary miasa eto Madagasikara.

R: La Paix hoe? Fa hono ho'aho, misy ady angaha eto aminay?

K: Aaan, fikambanana Amerikana manampy ny firenena an-dalam-pandrosoana ny Corps de la Paix.

## 3. Cultural note

Any amin'ny tanàna kelikely dia mora mifankahazo amin'ny vazaha ny Malagasy, ka manampy be amin'ny asa rehefa hitany fa vonona ny hiasa ianao.

(People will be eager to greet and willing to help a newcomer in their community if they can see that the person is ready to work.)

## 4. Vocabulary

### Malagasy

### English

manome teknisiana

mampahafantatra an'i Amerika

mifanakalo fomba amam-panao

PC programs

fahasalamana

tontolo iainana

fampianarana

sehatra asa

noforonina

fikambanana

tany an-dalam-pandrosoana

## 5. Relatif pronoun "izay" (that, which, whom, who)

Fikambanana amerikana ny Corps de la Paix.

Miasa amin'ny tany an-dalam-pandrosoana ny Corps de la Paix.

- Fikambanana amerikana izay miasa amin'ny tany an-dalam-pandrosoana ny Corps de la Paix.

LSM 24/2

Fikambanana ny Corps de la Paix.  
Noforonina tamin'ny 1961 ny Corps de la Paix.  
- Fikambanana izay noforonina tamin'ny 1961 ny Corps de la Paix.

Mandroso ny firenena.  
Iasan'ny Corps de la Paix ny firenena.  
- Mandroso ny firenena izay iasan'ny Corps de la Paix.

Mihatsara ny tanàna.  
Iasan'ny Corps de la Paix ny tanàna.  
- Mihatsara ny tanàna izay iasan'ny Corps de la Paix.

## 6. Explaining the goals of Peace Corps

### THE GOALS OF PEACE CORPS

Manampy ny firenena an-dalam-pandrosoana ny Corps de la Paix. Mampahafantatra an'i Amerika ny firenena hafa izy mba hisian'ny fifanakalozana fomba amam-panao. Manome teknisiana izy mba hiara-hiasa amin'ny Malagasy hampandrosoana an'i Madagasikara.

- In describing PC goals, use the present tense and specific technical words: Manome teknisiana, mampahafantatra an'i Amerika, mifanakalo fomba amam-panao.

## EXERCISES

### 7. Scrambled sentences

Rearrange these words in order to make meaningful sentences:

- Natsangan'/ tamin'ny/ 1961/ i J.F Kennedy/Corps de la Paix/ ny
- Mpanolo-tena/ nalefan'/ efa 135,000/ no/ ny/ Corps de la Paix
- Helen/ny PC training/ karakarain'/ i/ voalohany/ eto/ Madagasikara

LSM 24/3

- d. Mpanolo-tena/ ny firenena/ omena/ Amerikana/ Malagasy
- e. Ny Corps de la Paix/ny mponina /ampian' /amin'ny firenena maro
- f. 1993/ teto/ Madagasikara/ ny Corps de la Paix/ nisy/ Efa/ tamin'ny

8. True or false

If any of the statements are untrue, rewrite it correctly.

- a. Manatsara ny fiompiana ny mpampianatra amerikana.
- b. Fiompiana trondro no ataon'ny mpianatra amerikana eto amin'ny site.
- c. Any an-tsaha no miasa ny mpampianatra.
- d. Mikarakara momba ny tontolo iainana ny Corps de la Paix.
- e. Mivarotra ny volontera.
- f. Mamboly ny volonteran'ny fahasalamana.
- g. Jeren'ny dokotera ny fahasalaman'ny olona.
- h. Manadio rano ny mpiompy trondro.
- i. Manatsara ny fambolena vary ny mpamboly.
- j. Manampy ny firenena hafa ny Corps de la Paix.
- k. Manoro hevitra ny mpiompy trondro ny dokoteran'ny Corps de la Paix.
- l. Mikarakara ny mponina koa ny Corps de la Paix.
- m. Mifanakalo fomba amam-panao i Amerika sy i Madagasikara.
- n. Vola no omen'ny Corps de la Paix an'i Madagasikara.

9. Sentences subordination

Coordonate these phrases with "izay" in order to make meaning ful sentences

- volontera/miasa eto Madagasikara i Kate
- Iasan'ny volontera/mampandroso ny firenena ny sehatra asa
- Miasa eto Madagasikara ny Corps de la Paix/fikambanana amerikana
- Manome teknisiana/miasa amin'ny sehatra asa telo ny Corps de la Paix

LSM 24/4

- Firenena miara-miasa aminy/mifanakalo fomba  
amam-panao amin'ny Amerikana
- Mampahafantatra an'i Amerika an'i  
Madagasikara/volontera miasa eto

10. Translation

Translate into Malagasy:

The Goals of Peace Corps

1. To help the people of interested countries in meeting their needs for trained manpower.
2. To help promote a better understanding of Americans on the part of the people served.
3. To help promote a better understanding of the other people on the part of Americans.

11. Task

Visit one of the kitchen staff and ask about his/her work. Then describe Peace Corps' programs and goals to them.

SELF-EVALUATION

I'm able to	Not at all	Fairly well	Well
name the different programs of PC			
talk about the goals of the PC in Malagasy.			

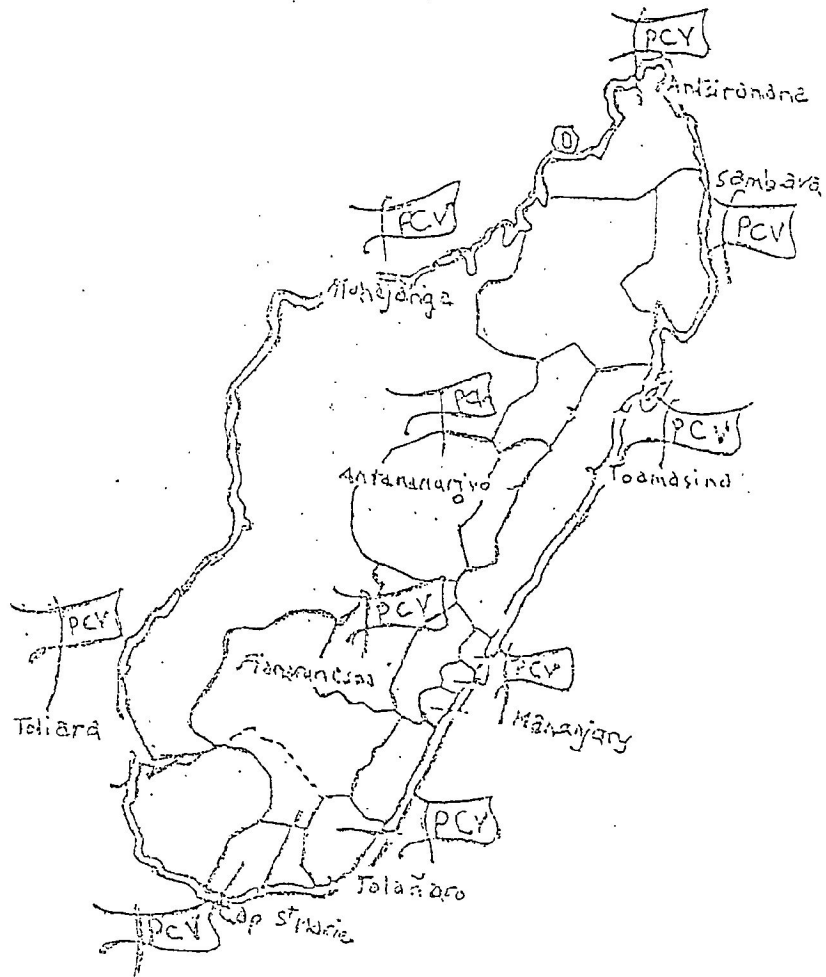

LSM 25

TOPIC: Asa (Work)

COMPETENCY: Mahay miresaka momba ny asan'ny mpilatsaka an-tsitra-po ny mpiofana.  
(PWBAT speak about her/his job as a PCV.)

---

1. Visual aids



LSM 25/1

2. Dialogue

(Scenario: Ingrid talks to her landlord, Rabe.)

- R: Ianao moa ilay Amerikana, hiasa eto aminay?  
I: Eny tompoko, volonteran'ny Corps de la Paix aho.  
R: Gaga aho anaka, f'angaha tsy misy asa any Etazonia?  
I: Tsy izany, ..... fa hanampy ny asa fampianarana teny anglisy eto aho. Maro ny namako miasa amin'ny tontolo iaianana sy amin'ny fahasalamana.  
R: Vola sy fitaovana anie no tena ilainay satria manana olona afaka miasa izahay e!  
I: Hiara-hiasa amin'ireny olona ireny no tena tianay.

3. Cultural note

Voahaja kokoa ny Vazaha mahay sy manaja ny asany.  
(People will respect a foreigner in their community who knows and performs well his/her own work.)

4. Vocabulary

Malagasy	English
miara-miasa	-----
mivory	-----
manoro hevitra	-----
manomana lesona	-----
manao tatitra	-----
manao conseil de classe	-----
mampanao fanadinana	-----

5. Forming nouns from verbs

- Ex: mivory (to meet) -> fivoriana (meeting)  
mianatra -> fianarana  
manadina -> fanadinana

Formation: f + (active verb minus m-) + -na/-ana

6. Indirect speech

Niteny tamiko i Kevin hoe: "Hanao fanadinana isika rahampitso."

Nilaza tamiko i Mupemba hoe: "Tsy mianatra ianareo androany."

Use these expressions, when reporting someone's speech.

- Nilaza \_\_\_\_\_ hoe: "....."
- Niteny \_\_\_\_\_ hoe: "....."
- Nanoratra \_\_\_\_\_ hoe: "....."

7. Talking about one's job

Text: \_\_\_\_\_

Androany maraina, hampianatra sy hampanao fanadinana ary hitsara io fanadinana io. Avy eo aho, mandeha mivory.

- When talking about work and its activities, use the conjunctions: koa, satria, avy eo, ary.

EXERCISES

8. Substitution drill

Substitute an appropriate word from the column into the model sentence:

oh: Hampianatra anglisy ny ankizy aho.

- hanome lesona \_\_\_\_\_
- gramera \_\_\_\_\_
- ny mpampianatra \_\_\_\_\_
- mampanao fanadinana \_\_\_\_\_
- an'i Vao \_\_\_\_\_
- mampianatra \_\_\_\_\_
- lesona \_\_\_\_\_
- i Bill \_\_\_\_\_
- malagasy \_\_\_\_\_
- hampiteny \_\_\_\_\_
- sakalava \_\_\_\_\_
- an'i Jen \_\_\_\_\_

LSM 25/3

9. Transformation exercise

Change these active verbs into nouns:

mampiofana  
mampianatra  
manomana  
manao  
mivory  
mianatra  
mamboly  
manoro hevitra  
miara-miasa

10. Listening comprehension

Listen to the dialogue being played by the trainer and recreate.

11. Question box

Select a question from the box. Ask a classmate the question.

- Inona ny asanao eto Madagasikara?
- Hampianatra ianao rahampitso, inona no tokony hataonao androany?
- Inona no ataonao rehefa vita ny fanadinana?
- Inona no hanampianao ny mpampianatra teny anglisy eto Madagasikara?
- Inona avy ny asan'ny mpampianatra?
- Inona ny fomba vaovao ampianarinao ny mpampianatra malagasy?
- Inona no ataonao rehefa manao tatitra?

12. Task

Ask the person whose name you've been given about his/her work. Then, explain why you've come to Madagascar.

SELF-EVALUATION

I am able to	Not at all	Fairly well	Well
identify the different activities of a PCV teacher trainer			
talk about my work in Malagasy.			

LSM 25/4




TOPIC: Fitaterana (Transportation)

COMPETENCY: Mahay mila hevitra momba ny dia.  
(PWBAT inquire about travel possibilities, costs,  
and conditions.)

---

1. Visual aids



## 2. Dialogue


(Scenario: PCV Amy asks Naina about a taxi-brousse trip.)

- A. Avy any Fianarantsoa ve ianao ry Naina?  
N. Eeen, vao tonga izao aho.  
A. Manao ahoana ny lalana mankany? Tsara ve?  
N. Tsy misy atahorana, ....fa ny fiara nitondra anay no simba teny an-dalana..  
A. ....ary naharitra adiny firy ny dianareo?  
N. Eo amin'ny 15 ora eo ho eo satria nijanona matetika izahay.  
A. Ela loatra izy izany, nefa lalana 247 km fotsiny. Aiza ny voandalana ry Naina a!

## 3. Cultural note

- Fadio ny manome entana na saran-dalana ny mpanera fa mety ho very.  
(Be careful not to give a "mpanera" your luggage or taxi-fare. You could be robbed.)
- Aza hadinoina ny mitondra sakafo na rano rehefa mandeha fa mety simba amin'ny toerana tsy misy sakafo ny fiara.  
(Don't forget to bring food and water for a taxi-brousse voyage, in case it breaks down and you're stranded.)

## 4. Vocabulary



LSM 26/3

## Malagasy

## English

karalava	_____
tomobilina	_____
sarety	_____
sambo	_____
lakana	_____
baka	_____
masinina	_____
bisikileta	_____
taxi-brousse	_____
roplanina	_____
moto	_____
posiposy	_____

### 5. Frequency adverbs

- Matory foana aho eny ambony fiara.
- Mijanona matetika ny fiara eny an-dalana.
- Mandoa indray ny zazakely.
- Mandeha ihany ny fiara na amin'ny alina aza

Predicate +(object) + adverb +subject

- Mandeha sambo aho indraindray rehefa ho any diégo.
- Mijanona izahay indraindray eny an-dalana.

Predicat + (objet) + adverb + subject

### 6. Dialogue

Ch. Mba mikisakisaha kely ianao madama azafady, fa tena tery be aho.

Mp. Ka tsy misy hikisahana intsony anie e!

Ch. Ssss .... Jereo koa fa mandoa amin'ny akanjoko ny zanakao.

Mp. Azafady re tompoko! ..... Récréation kely saofera, azafady a!

Ch. Ssss ..... Sady efa manao fotoan-gasy no mbola mijanonjanona foana.

7. Complaining about a problem that might arise during a trip

Ex: Mba mijanona kely saofera azafady a, ny olombelona tsy akoho!  
(Please stop, driver, because we aren't chickens!).

- If you want to ask somebody to do something, use this expression:

Mba \_\_\_\_\_ azafady.  
Azafady, \_\_\_\_\_.

- If you need to get out of the vehicle because of essential needs, use these:

Ny olombelona tsy akoho!  
(We need to make a pit stop!)

Recréation kely saofera!  
(Small break chauffeur!)

EXERCISES

8. Catégorisation

Use vocabulary words to complete this chart correctly.

Sea transport	Road transport	Air transport

9. Questions

Use the underlined words to ask questions of your classmates.

- a. Ho any Diego i Jim.
- b. Miasa any Toamasina i Ingrid.
- c. Sambo no andehanana any Nosy be.
- d. Nandeha tany Analakely aho omaly.
- e. Tany amin'ny Ambassade ny mpiofana afak'omaly ary nandeha bus.
- f. Roplanina no andehanana mankany Etazonia.
- g. Tsy misy baka any Etazonia.

10. Writing

Imagine that you are in one of these situations. Create a dialogue with a Malagasy companion.

- a. You're in a "taxi-brousse". Talk to the person sitting next to you. Ask him/her about the distance of the trip, the state of the road, and the duration of the voyage. Write about your conversation.
- b. You are in a "taxi-brousse" sitting next to the driver. Ask him which problems may come up during the travel and talk about the ones you have already encountered. Write about your conversation.
- c. Ask your friend both about the travelling fare and the means of conveyance for Morondava. Write about your conversation.

11. Task

Interview the person you've been assigned to discover: where they have travelled; what transport was used; how far the distance was; how much the trip cost; and if there were any problems during the trip.

## SELF-EVALUATION


I am able to	Not at all	Fairly well	Well
talk about travel problems			
express my problems during a journey			
ask about travel conditions in Malagasy.			

TOPIC: Fifandraisana aman'olona (Social relationships)

COMPETENCY: Mahay mandà am-pahendrena ny olona manadala azy ny mpiofana. (PWBAT refuse politely sexual advances or an offer for an intimate relationship.)

---

1. Visual aids





2. Dialogue

(Scenario: Faly is flirting with his friend, PCV Liz.)

F: Manja be ianao! Tiako be mihitsy! Afaka miaraka amiko ve ianao?

L: Miala tsiny aho, tsy afaka miaraka aminao aho.

3. Cultural note

Tsy azo atao ny miteny ratsy na manao fihetsika mahery raha misy olona mikôty fa valina am-pahatsorana fotsiny.

(When someone makes an unwanted pass at you, do not react too violently or insultingly in order to avoid provoking him. Tell him directly that you are not interested.)

4. Vocabulary

Malagasy	English
pi-maso	_____
mikitika	_____
manarakaraka	_____
mikôty	_____
misipa	_____
aterina	_____
mpianadahy	_____
mpinamana	_____
mpisipa	_____
mpivady	_____
mpirahavavy	_____
mpirahalaha	_____
mpifady	_____
mpirafy	_____

5. Grammar: Prefix "mpi-"

Text:

Mpinamana isika ka tsy afaka ho mpisipa. Tsara raha mijanona ho mpianadahy.

In this case, mpi- is a prefix which indicates a relationship between or among two or more people.

LSM 27/2

ex: Naman'i Léa i Marta.  
(Léa is Marta's friend.)

Mpinamana izy roa.  
(They are friends.)

Sipako i Lily.  
(Lily is my girl friend.)

Mpisipa aho sy i Lily (izahay).  
(We're dating each other.)

6. Phrases used in flirting

Manja be ianao!

Tiako be ianao!

Afaka miaraka amiko ve ianao?

Ateriko ve ianao?

Ahoana hiaraka amiko ve ianao?

Mahafinaritra ahy ianao!

Lalana iraisana ihany ve ka tsy aleo miaraka!

7. Expressions used to refuse an intimate relationship

Miala tsiny aho, tsy afaka miaraka aminao aho!

Tsy tiako ny manao izany!

Efa manm-bady aho!

Efa misy olona miaraka amiko!

Tsy tsara amin'ny fiaraha-monina izany!

Aleo mijanona ho mpinamana!

8. Expressions used to accept an intimate relationship

Afaka hiarak' aminao aho saingy \_\_\_\_\_  
(conditions).

Sao dia manam-bady na efa manana sipa ianao?

Avelao aho aloha hieritreritra.

Aiza no misy ny tranonao?

Aiza ny fotoanantsika?

Oviana ianao no malalaka?

Sao dia efa misy olona miaraka aminao?

EXERCISES

9. Transformation exercise

Add mpi- to the appropriate words and transform the sentences accordingly:

- Rahalahiko i Lala.

\_\_\_\_\_

- Vadin'i David i Michelle.

\_\_\_\_\_

- Fady ny zana-drahavavy.

\_\_\_\_\_

- Vadin-dRevovo Ravao ary sipan-dRevovo Rasoa:  
rafin-dRavao Rasoa.

\_\_\_\_\_

\_\_\_\_\_

- Zanak'i Bera i Rivo.

\_\_\_\_\_

10. Dialogue

Together with a friend write a dialogue corresponding to one of these situations:

- a. Imagine that you're in a taxi-brousse travelling to Tuléar. There is a man sitting next to you who makes pass at you and you accept.
- b. Your host country national boss makes a pass at you at your office and you refuse.
- c. You are going to attend a concert with your friend, but your friend makes a pass at you and you refuse.

SELF-EVALUATION


I am able to	Not at all	Fairly well	Well
refuse politely sexual advances in Malagasy.			

TOPIC: Filaminana (Security)

COMPETENCY: Mahay mangataka famonjena amin'ny mpifanolobodirindrina aminy raha misy fanafihana ny mpiofana. (PWBAT seek help from community members in case of an emergency.)

---

1. Visual aids



## 2. Dialogue

(Scenario: PCV Roland's house was broken into last night. He talked to his neighbor Naina.)

L: Novakin'olona ny tranoko halina. Nikiakiaka intelo aho niantso "vonjeo, vonjeo" fa tsy nisy olona nivoaka. Gaga be aho, ary tsy fantatro izay tokony hataoko.

N: Henonay tokoa iny, fa matahotra izahay sao dia mitondra basy ny mpangalatra.

L: Ka inona ary no tokony hataoko?

N: Tsaratsara aminao ny maka gardien na miompy alika hiambina anao.

## 3. Cultural note

Arakaraka ny toerana misy, dia manampy na tsy manampy ny olona raha misy manafika, satria matahotra haratra na ho faty na ho lasa vavolombelona any amin'ny fanjakana.

(In the event of an attack, people may or may not help the victim because they are afraid for their own safety. They also may not want to be involved with the authorities or to act as a witness.)

Raha sanatria misy mpangalatra mitondra fiadiana miditra an-keriny ao an-tranonao ka hangalatra dia iangaviana ianao ho tony ka hanolotra moramora izay zavatra ilainy.

(If an armed thief robs your house, stay calm and give him whatever he wants.)

## 4. Vocabulary

Malagasy

English

tafihina

\_\_\_\_\_

vonoina

\_\_\_\_\_

kendaina

\_\_\_\_\_

vakina

\_\_\_\_\_

tsy milamina

\_\_\_\_\_

mandoro

\_\_\_\_\_

vonjena

\_\_\_\_\_

miambina

\_\_\_\_\_

sito mahery

\_\_\_\_\_

manendaka

\_\_\_\_\_

mangarona paosy

\_\_\_\_\_

5. Pronoun "izany"

- Nisy nangalatra ny entany. Izany no nandehany tany amin'ny polisy.
- Nisy nandondóna tao aminy halina. Izany no nampiantsoantso azy.

"Izany" is a pronoun which can replace a sentence or an idea said before.

6. Imperative (Review)

Antsoy ny prezidan'ny fokontany!

Vonjeo ny entanao sao very!

Mandehana miantso olona!

Mihazakazaha haingana ianao!

Notice that -y and -o are the markers of the imperative of passive verbs, and -a is used with the active verbs. These markers are placed at the end of the verbs. Notice that the stress often changes syllable in the imperative.

7. Calling for help

Dialogue:

Scenario: Ravola heard Karen screaming for help so she went to see her.

K: Vonjeo! Vonjeo!

R. Inona izany?

----- (Nivoaka tany an-tokontany). Misy inona ry Karen?

K. Nisy namaky ny tranoko. Lasany daholo ny vola sy ny ordinatorako. Inona no tokony hataoko?

Some useful expressions when calling for help:

Mpangalatra e! Mpangalatra e!	_____
Vonjeo! vonjeo!	_____
Vonjeo! Vonjeo mpangalatra	_____
Vonjeo! mpamono olona!	_____
Maty aho e!	_____
Vonjeo fa maty e!	_____

LSM 28/3

8. Questions used when asking for advice

Inona ny tokony hataoko?

Inona no azo atao?

Inona no mety hatao?

Toroy hevitra aho amin'ny tokony hataoko?

9. Sending someone to seek help

(Scenario: PCV Bill is calling for help because Rakoto's house is on fire.)

Dialogue:

Bill: Vonjeo! Vonjeo! Nisy nandoro ny tranon-dRakoto.

Samy: Mihazakazaha maka rano haingana.

Use the following expressions to seek help:

Antsoy malaky i/ny \_\_\_\_\_.

Mandehana alao/antsoy i/ny \_\_\_\_\_.

Mihazakazaha miantso an'i/ny \_\_\_\_\_.

10. Useful instructions for your guard

Hidio tsara ny \_\_\_\_\_

Hidio mafy ny \_\_\_\_\_

Akatony tsara ny \_\_\_\_\_

Aza avela \_\_\_\_\_

Ambeno tsara \_\_\_\_\_

Tsy tokony \_\_\_\_\_



## EXERCISES

### 11. Complete with imagination

Complete the sentences appropriately

Alakamisy tamin'ny 2 ora maraina, misy  
----- avy any avaratra.  
----- ny olona teo an-tanàna.  
Niditra tao an-tranon'olona misy ny nanafika  
izahay ary teo am-povoan-trano  
----- ny renim-pianakaviana  
niantsoantso hoe: "-----!,  
----- ny zanako!".  
Tamin'izay fotoana izay indrindra, no nisy olona  
niteny hoe: "----- ianareo  
miantso ny manam-pahefana ary  
----- io ramatoa mitomany io!"

### 12. Scrambled expressions

Rearrange the following words to make meaningful expressions

- ny/hataoko/tokony/inona/?
- aminy/hevitra/tokony/aho/hataoko/toroy/?
- no/atao/inona/azo/?
- hatao/no/mety/inona/?
- tsy/hataoko/inona/maintsy/no/?

### 13. Matching

Match the expressions in the column A to the words in the column B and insert the necessary connecting words.

A	B
hidio tsara	trano
akatony tsara	hatory ianao
ambeno tsara	misy miditra
tsy tokony	varavarana
aza avela	tanàna
jereo tsara	ny mpangalatra
	varavaran-kely

LSM 28/5

14. Dialogue

Given one of these scenarios, write an appropriate reaction and act it out:

- a. Your friend is at the market. A pickpocket stole all his money.
- b. Two robbers have broken into your neighbor's house. They stole his (her) gold necklace and money.
- c. It is dark. In the way back home, someone strangled your friend. They took his clothes and his bicycle. You have to tell his friends what happened.

15. Task

Your language teacher will give you the name of a staff member on site. Find the person and ask the following questions:

- Efa nisy mpangalatra na mpanafika ve teto?
- Tamin'ny firy no nisian'ny fanafihana?
- Inona no zavatra nataon'ny vahoaka?
- Tsy atahorana ve ny andro tseny sy ny fety ho fotoana anafihan'ny dahalo?
- inona ny toro-hevitra omenareo ahy hiarovako tena raha misy fanafihana?

SELF EVALUATION

I am able to	Not at all	Fairly well	Well
call for help			
send someone to seek help			
give instructions to a guard			

in Malagasy.

LSM 29

TOPIC: Filaminana (Security)

COMPETENCY: Mahay manoritsoritra ny fahavoazana manjo azy amin'ny manam-pahefana ny mpiofana. (PWBAT describe his/her problems to the authorities.)

1. Visual aids



LSM 29/1

## 2. Dialogue

- P. Fa misy inona no tonga maraina ianao?  
M. Nisy namaky ny tranoko halina andriamatoa Prezida ka izany no nahatongavako aty aminaio izao maraina izao.  
P. Ka inona daholo ny zavatra lasany?  
M. Ny ilan'ny tafon-tranoko sy ny bisikiletako no nalain'izy ireo.  
P. Hitanao ve ny mpangalatra ary tamin'ny firy?  
M. Olona telo ihany no hitako ary tokony ho tamin'ny 11 ora alina no namakian'izireo ny tranoko. Izaho irery no tao an-trano ka tsy afaka manao n'inoninona aho.

## 3. Cultural note

Raha ohatra misy fahavoazana na mpangalatra dia tsara raha manantona manam-pahefana akaiky anao indrindra ary tokony harahina ny ambaratongam-pahefana eo amin'ny tanàna: gendarme, polisy, prezidan'ny fokontany.  
(In case of problems such as robbery, it is best to lodge a complaint with all the nearest local authorities, namely:

- the fokontany's president
- the police or the gendarme

## 4. Vocabulary

### Malagasy

tafon-trano  
ahiahy  
miapanga  
endrika  
mahavita  
mahatonga  
maharatsy  
mianiana  
mitaraina  
mangataka vonjy  
mitory  
tratra ambondy ondry

### English

\_\_\_\_\_  
\_\_\_\_\_  
\_\_\_\_\_  
\_\_\_\_\_  
\_\_\_\_\_  
\_\_\_\_\_  
\_\_\_\_\_  
\_\_\_\_\_  
\_\_\_\_\_  
\_\_\_\_\_  
\_\_\_\_\_

5. Grammar: Prefix "maha-"

Dialogue

P: Misy olona ve ahiahinao nahavita izao?

M: Tsy afaka miapanga olona aho andriamatoa Prezida satria alina ny andro ka tsy hitako tsara ny endrik'izireo.

maha- which is equivalent in meaning to the infix amp- is used before short verbs (such as tonga, lasa, resy, re) and short adjectives to form another type of verb.

It means "causing an action or a state to happen".

ex: Ny fahantrana no mahatonga ny olona hangalatra.  
(It is poverty that makes people steal.)

Maharatsy ny tanàna ny mpanendaka.  
(Pickpockets give a bad name to the city.)

6. Describing aggression

Text:

Nisy namaky ny tranoko tamin'ny alina andriamatoa Prezida ka izany no nahatongavako aty. Olona telo ihany no hitako, tokony tamin'ny 11 alina. Lasan'izireo ny bisikiletako sy ny fatana gaziko.

Here are useful phrases to describe problems:

Nisy + (what happens)



Tokony tamin'ny + (time)

Lasany/n'izireo + (what was stolen)

## EXERCISES

### 7. Picture talk

With a friend, look at the pictures and create a dialogue concerning them:



### 8. Role play

With a partner, act out the dialogue in number 2 and change roles.

LSM 29/4

9. Transformation exercise

Add maha- prefix to the verb or adjective in the following sentences and make the necessary changes to create meaningful new sentences:

- Tratran'ny polisy ny mpangalatra.  
\_\_\_\_\_
- Tsara ny miaramila amin'ny filaminana.  
\_\_\_\_\_
- Ratsy ny mpangalatra eo amin'ny fiaraha-monina.  
\_\_\_\_\_
- Matin'ny polisy ny mpangalatra.  
\_\_\_\_\_

10. Task

Given the name of a staff member, go to talk with that person about problems about crimes. You'll find the following questions helpful:

- Efa nisy halatra na vonoan'olona ve tany aminareo?
- Tamin'ny oviana?
- Tokony tamin'ny firy?
- Nisy zavatra very na olona naratra ve?
- Nandeha tamin'iza ianareo ny maraina ny fahavoazana?
- Dia inona no nataon'ny manam-pahefana?
- Araka ny hevitrao: Inona no tokony atao mba tsy hisian'ny halatra vonoan'olona?

SELF EVALUATION

I am able to	Not at all	Fairly well	Well
describe problems to local authorities in Malagasy.			



FL025340

## NOTICE

### REPRODUCTION BASIS

This document is covered by a signed "Reproduction Release (Blanket)" form (on file within the ERIC system), encompassing all or classes of documents from its source organization and, therefore, does not require a "Specific Document" Release form.

This document is Federally-funded, or carries its own permission to reproduce, or is otherwise in the public domain and, therefore, may be reproduced by ERIC without a signed Reproduction Release form (either "Specific Document" or "Blanket").