

Peace Corps

Ilongo Language Packet



DOCUMENT RESUME

ED 402 758

FL 024 312

TITLE Ilonggo Language Packet.
 INSTITUTION Peace Corps, Manila (Philippines).
 PUB DATE [90]
 NOTE 346p.
 PUB TYPE Guides - Classroom Use - Instructional Materials (For Learner) (051)
 LANGUAGE English; Hiligaynon

EDRS PRICE MF01/PC14 Plus Postage.
 DESCRIPTORS Class Activities; Competency Based Education; Conversational Language Courses; Daily Living Skills; Foreign Countries; Grammar; *Interpersonal Communication; Language Patterns; Second Language Instruction; *Second Language Learning; Uncommonly Taught Languages; Vocabulary Development; Voluntary Agencies; *Volunteer Training

IDENTIFIERS *Hiligaynon; Peace Corps; *Philippines

ABSTRACT

This guide is designed for Ilonggo (Hiligaynon) language training of Peace Corps workers in the Philippines, and reflects daily communication needs in that context. It consists of: phrase lists for a wide range of daily activities and needs; a list of targeted core language competencies, at three proficiency levels, for those daily activities; an Ilonggo-to-English glossary; a workbook with illustrated exercises for language practice and skill reinforcement; and extensive grammar notes. (MSE)

 * Reproductions supplied by EDRS are the best that can be made *
 * from the original document. *

U.S. DEPARTMENT OF EDUCATION
Office of Educational Research and Improvement
EDUCATIONAL RESOURCES INFORMATION
CENTER (ERIC)
 This document has been reproduced as
received from the person or organization
originating it
 Minor changes have been made to
improve reproduction quality
 Points of view or opinions stated in this
document do not necessarily represent
official OERI position or policy

EID 402 758

ILONGGO

LANGUAGE PACKET

FL024312

BEST COPY AVAILABLE

Peace Corps
in Ilonggo

THE LANGUAGE PACKET

INTRODUCTION

To provide assistance to Peace Corps Volunteers in Pre-Service Training, the Language Staff have developed and compiled materials in your target language. This packet contains the following:

- * Core Competencies
- * Learning (TL) Fast
- * Booklet
- * Tape
- * Phrase Book
- * Glossary
- * Workbook
- * Grammar Notes

The **Core Competencies** were prepared based on recommendations from volunteers who participated in an assessment of the language training, including its curriculum, in the mid 80's. They contain gambits or expressions used in accomplishing a certain real life task. To provide for difference in learning pace basic, intermediate, and advanced gambits were included. These core competencies served as the basis for most materials in this packet.

Learning a (TL) Fast includes basic or commonly used expressions for greetings, leave takings, shopping, asking for directions, managing a conversation and introducing one's self. It also contains a list of pronouns, numbers and time words. An accompanying tape is provided to serve as a model in pronunciation for you.

The **Phrase Book** contains phrases and expressions in everyday communication and are presented according to situational topics relevant to the life of a Peace Corps Volunteer. An English translation is provided for each gambit to facilitate comprehension of its meaning. It is more extensive in scope compared with **Learning (TL) Fast**.

The **Glossary** provides a list of 800 or more words taken from the core competencies that would assist you in your social contacts for community entry. It has an appendix which is a catalog of verb roots to help you understand how a verb is inflected for focus, aspect, or mood.

The **Workbook** was developed due to the clamor of PCVs for written exercises. It contains varied written activities for vocabulary and grammar reinforcement. It also contains exercises for different levels of learners.

The Grammar Notes explains grammatical points that will assist you in understanding word and sentence structures of a Philippine language. This, in no way, is incomplete. It consists only of those points vital in your understanding of the gambits or vocabulary. It has an appendix which contains a summary of all grammatical points that were introduced and explained in the notes.

With these materials, we hope to make language learning fun and productive for you.

PAZ B. MEMAN
Language Specialist

LEARNING ILONGGO FAST

TABLE OF CONTENTS

	-----	Page
1. Greetings	-----	1
2. Leavetakings	-----	2
3. Expressing need for repetition	-----	2
4. Expressing curiosity	-----	2-3
5. Expressing lack of knowledge in something	-----	3
6. Shopping	-----	3
7. Expressions of courtesy	-----	3
8. Expressions of preferences, likes, dislikes, needs	-----	3
9. Expressing discomforts and general disability	-----	4
10. Asking for directions	-----	4
11. Introducing self	-----	4
12. Expressing/Inquiring about time	-----	4-6
13. List of Pronouns Question Words Numbers Time Words	-----	

LEARNING ILONGGO FAST

Translations:

1. Greetings

Good morning
Good afternoon
Good evening.

Maayong aga
Maayong hapon.

Good morning to you.
Good afternoon to you, too.

Maayong aga man.
Maayong hapon
man.

Good evening.

Maayong gab-i.

Good evening.

Maayong gab-i
man.

How are you?

Kamusta ka?

Fine. And you?

Where are you going?

Diin ka makadto?

Bisan diin lang.

Where did you go?

Diin ka nagkadto?

Didto sa SM.

Note: These questions are used for greeting friends when meeting them in corridors, streets, etc.

2. Leavetakings

Ok
I'll see you.
Goodbye.

Sige.
Makit-anay na lang kita.
Babay.

3. Expressing need for repetition

Wait. Hulat.
Please repeat. Pailihog liwat.
What did you just say? Ano ang ginhambal mo?
Slowly please. Pailihog hinay-hinay.

4. Expressing curiosity

What is "flower" in Ilonggo? Ano ang "flower" sa Ilonggo?
What is this? Ano ini?
What is that? Ano ina?
Who is that? Sin-o ina?
What is your name? Ano ang ngalan mo?
Can you speak English? "Kabalo ka mag-English"?
Is there a telephone here? "May telepono diri?"

(Name)

A little.

There is one.
None.

Diyutay lang.

May ara.
Wala.

5. Expressing lack of knowledge in something

Who is he/she? Sin-o siya?
Where is Name? Sa diin si _____

I don't know.

I don't know.

Wala ako "Kabalo/
Ambot.

6. Shopping

Inquiring about price. Tagpila ini?
Complaining about price. Kamahahal man!
How much is this? Barato lang.
How expensive it is! Puede man.

That's cheap.
You may.

Barato lang.
Puede man.

10. Asking for directions

Where is the _____?
Is it far from here?
Is it near?

Sa diin ang _____
Malayo halin diri?
Malapit lang.

Near _____ Place?
No. It's over there.
Yes.

Malapit sa
Indi. Didto ayun.
Huo.

11. Introducing self

I'm Name _____.
He/She's _____

Ako si _____.
Siya si _____.

12. Expressing/Inquiring about time

What time is it?
What's the date today?
Is (are, was, were)
there a telephone here?

Ano oras na?
Ano nga petsa subong?
May telepono diri?

List of Pronouns

ako _____
ikaw _____
siya _____
kami _____
kita _____
Kamo _____
sila _____

I
you (singular)
he, she
we (excluding listener)
we (including listener)
you (plural)
they (you and me)

Question Words

sin-o _____
ano _____
san-o _____
sa diin/diin _____
sa diin/diin _____
nga-a _____
paano _____
tagpila _____
diin sini/sina/sadto _____
pila _____

Who?
What?
When?
Where (direction)?
Where (location)
Why
How
How much (cost)
Which
How much (quantity)

Numbers

isa _____
duha _____
tatlo _____
apat _____
lima _____
anum _____
pito _____
walo _____
siyam _____
pulo _____

onse _____
beinte _____
beinte tres _____
kuarenta _____
singkwenta _____
sisenta _____
sitenta _____
otsenta _____
nobenta _____
isa ka gatos _____

(1)
(2)
(3)
(4)
(5)
(6)
(7)
(8)
(9)
(10)

(11)
(20)
(23)
(40)
(50)
(60)
(70)
(80)
(90)
(100)

Time Words

subong _____
kagapon _____

now, today
yesterday

kagina _____
buas _____
atrasado/ulih na _____

a while ago
tomorrow
late

Sa Domingo _____
Sa Lunes _____
Sa Martes _____
Sa Miyerkoles _____
Sa Huwebes _____
Sa Biyernes _____
Sa Sabado _____
sang isa ka adlaw/ _____
sang nagligad nga adlaw _____
sang isa ka semana/ _____
sang nagligad nga semana _____
sang isa ka bulan/ _____
sang nagligad nga bulan _____
sang isa ka tuig/ _____
sang nagligad nga tuig _____
sa dason nga adlaw _____
sa dason nga semana _____
sa dason nga bulan _____
sa dason nga tuig _____

On Sunday
On Monday
On Tuesday
On Wednesday
On Thursday
On Friday
On Saturday
day before yesterday

last week

last month

last year

day after tomorrow
next week
next month
next year

ILONGGO
PHRASE BOOK

for

PEACE CORPS VOLUNTEERS

I. GREETINGS/LEAVETAKINGS ON THE STREET

- | | |
|------------------------------------|------------------------------|
| 1. Good morning/afternoon/evening. | 1. Maayong aga/hapon/gab-i. |
| 2. Good morning, too. | 2. Maayong aga man. |
| 3. Where are you going? | 3. Diin ka makadto? |
| 4. Just there. | 4. Dira/Didto lang. |
| 5. I am going to your place. | 5. Makadto ako sa inyo. |
| 6. I am going to the market. | 6. Makadto ako sa tiendahan. |
| 7. Where have you been? | 7. Diin ka naghalin? |
| 8. When did you arrive? | 8. San-o ka nag-abot? |
| 9. How are you? | 9. Kamusta ka? |
| 10. I am fine. And you? | 10. Maayo, ikaw? |
| 11. Fine, too/also. | 11. Maayo man. |
| 12. Goodbye. | 12. Sige./Babay. |

II. VISITING A HOME

- | | |
|--|---|
| 1. Anybody home? | 1. Tagbalay. |
| 2. Good morning/afternoon/evening. | 2. Maayong aga/hapon/gab-i. |
| 3. Oh, it's you. | 3. O, ikaw gali. |
| 4. Come on up./Come in. | 4. Sulod./Sulod anay./Sulod kamo anay. |
| 5. May I come in? | 5. Puwede magsulod/makasulod? |
| 6. Please be seated | 6. Pungko./Pungko anay. |
| 7. Is there anything I can do for you? | 7. Ano ang mahimo ko sa inyo?
May mahimo bala ako para sa imo? |
| 8. Would you care for a drink? | 8. Inom anay kamo. |
| 9. I'm leaving now. | 9. Malakat na ako. |
| 10. I'm going home now. | 10. Puli/Mapuli na ako. |
| 11. It's getting late (at night). | 11. Gab-i na. |
| 12. Let's go. | 12. Dali na./'Kat ta. |
| 13. I'll go ahead. | 13. Mauna na ako. |
| 14. See you next time. | 14. Magkitaay na lang kita liwat. |
| 15. Come again. | 15. Balik ka liwat./Balik kamo. |
| 16. Goodbye. | 16. Sige./Babay. |
| 17. Thank you very much. | 17. Salamat gid. |

III. ASKING PEERS FOR BIOGRAPHICAL INFORMATION

- | | |
|--|--|
| 1. What's your name? | 1. Ano ang ngalan mo? |
| 2. How old are you? | 2. Pila ka na katuig?/
Pila na ang idad mo? |
| 3. Where are you from? | 3. Taga-diin ka? |
| 4. Where in the U.S.? | 4. Diin sa Amerika? |
| 5. Where do you live here? | 5. Diin ka naga-estar diri? |
| 6. Are you married? | 6. May asawa/bana ka na? |
| 7. Who are your parents? | 7. Sin-o ang mga ginikanan mo? |
| 8. Are your parents still alive? | 8. Buhi pa ang mga ginikanan mo? |
| 9. How many brothers and sisters
do you have? | 9. Pila ang utod mong lalaki
kag babayi? |
| 10. Is he your brother/father? | 10. Siya bala ang utod mo nga
lalaki/tatay mo? |
| 11. Is she your sister/mother? | 11. Siya bala ang utod mo nga babayi/
nanay mo? |
| 12. What's your job? | 12. Ano ang obra mo? |

IV. INTRODUCING ONESELF TO ELDERS/OFFICIALS

- | | |
|--|--|
| 1. I am _____. | 1. Ako si _____. |
| 2. I am from _____. | 2. Taga- _____ ako. |
| 3. I am _____ years old. | 3. _____ anyos ako. |
| 4. I am a Peace Corps Volunteer. | 4. Peace Corps Volunteer ako. |
| 5. I work for the Department of Agriculture. | 5. Naga-obra ako sa D.A. |
| 6. I will work here for two years. | 6. Naga-obra ako diri sa duha ka tuig. |

V. ASKING FOR AND GIVING DIRECTIONS

1. May I ask something?
2. Where is the _____?
3. Where are you going?
4. I'm going to the office.
5. Are you going to town?
6. Is the church near?
7. What place is this?
8. What's the name of this street?
9. Please show me the place.
10. What ride do I take?
11. Where do I catch the jeepney/bus?
12. Where will I get off?
13. How much is the fare?
14. Is this the place?
15. Turn left after the bridge.
16. Turn right at the corner.
17. His house is near the market.
18. The church is across the plaza.
19. The hospital is behind the municipal hall.
20. The school is behind the church.
1. Puwedeng kapamangkot?
2. Diin ang _____?
3. Diin ka makadto?
4. Makadto ako sa opisina.
5. Makadto ka sa banwa?
6. Malapit bala ang simbahan?
7. Anong lugar 'ni?
8. Anong kalye 'ni?
9. Palihog itudlo mo sa akin kon diin ang lugar./Diin dapit man?
10. Ano ang sakyang/isakyang ko?
11. Diin ako masakay sang dyip/bus?
12. Diin ako manaog?
13. Tagpila/Pila ang plete?
14. Ini na bala?/Ini na?/Amo na ini?
15. Pawala ka paglampas sa taytay.
16. Patu-o ka sa kanto/bangga nga ina.
17. Malapit ang bahay niya sa tiendahan.
18. Sa atubangan sang plasa ang simbahan.
19. Sa likod sang munisipyo ang ospital.
20. Sa likod sang simbahan ang eskuwelahan.

VI. BUYING AND BARGAINING AT THE MARKET

- | | |
|--|--|
| 1. What would you like to buy, ma'am? | 1. Ano aton, Day/Nang? |
| 2. How much is this? | 2. Tagpila ini? |
| 3. How much is a kilo? | 3. Tagpila ang isa ka kilo? |
| 4. It's too expensive. | 4. Mahal man./Tama gid kamahal. |
| 5. Is there a discount? | 5. Wala na sing ayo? |
| 6. This is cheap. | 6. Barato na ini. |
| 7. How much do you want? | 7. Tagpila ang gusto ninyo? |
| 8. Can you give it for P1.00? | 8. Puwede ang pisos? |
| 9. Give me a kilo of potatoes. | 9. Taga-i ko sang isa ka kilo nga patatas. |
| 10. Here is my payment. | 10. Ari ang bayad ko. |
| 11. Here is your change. | 11. Ari ang kambio/sinsilyo mo. |
| 12. Is there anything else? | 12. May-ara pa/May ara pa bala? |
| 13. C'mon. (An expression used to persuade the vendor to meet your terms.) | 13. Sige na. |
| 14. (I am your) regular customer. | 14. Suki. |

VII. SHOPPING AT A DEPARTMENT STORE

- | | |
|----------------------------------|---------------------------------------|
| 1. How much is this? | 1. Tagpila ini? |
| 2. Are your prices fixed? | 2. <i>Fixed price</i> na ni/gid? |
| 3. Do you accept checks? | 3. Nagabaton bala kamo sang tseke? |
| 4. Can I choose? | 4. Puwede makapili? |
| 5. May I see that? | 5. Puwede nga matan-aw? |
| 6. Can I try it on? | 6. Puwedeng isukol/matilaw? |
| 7. It's a little bit tight. | 7. Gutok-gutok diyutay. |
| 8. It's a little bit big. | 8. Mahalog/Medyo halag/Halog diyutay. |
| 9. It fits me. | 9. Husto 'ni sa akon. |
| 10. Does it shrink when washed? | 10. Nagakulo 'ni? |
| 11. How many yards will you get? | 11. Pila ka yarda ang kuhaon mo? |
| 12. Please wrap it. | 12. Palihog putos/putsa. |

VIII. EXTENDING AN INVITATION TO A MEETING AS :

(a) Guest Speaker

- | | |
|--|---|
| 1. Our group is planning to have a meeting on family planning. | 1. Nagaplano ang grupo namon nga magmiting tungod sa <i>family planning</i> . |
| 2. We would like to invite you to talk about family planning. | 2. Gusto ka namon imbitahon maghambal parti sa <i>family planning</i> . |
| 3. We will be honored if you accept the invitation. | 3. Malipay kami kon makakadto/ puwede ka. |
| 4. Who will be at the meeting? | 4. Sanday sin-o ang makadto sa miting? |

(b) Participant

- | | |
|---|--|
| 1. We will have a meeting on Tuesday. | 1. May miting 'ta sa Martes. |
| 2. It would be nice to have you there. | 2. Maayo 'tani kon ara ka. |
| 3. We will talk about family planning. | 3. Parti sa <i>family planning</i> ang hambalon naton. |
| 4. The meeting will start at 8 AM. | 4. Alas otso sa aga magsugod ang miting. |
| 5. Our guest speaker will be in at 7:30. | 5. Maabot ang <i>guest speaker</i> ng 7:30 sa aga. |
| 6. It would be good if we are there before the guest speaker. | 6. Mas maayo nga ato 'ta didto antes mag-abot <i>guest speaker</i> . |
| 7. Will you be able to come? | 7. Makadto ka? |
| 8. I'll see you there. | 8. Makitaay 'ta didto. |
| 9. I'll be expecting you there. | 9. Hulaton ta ka/kita didto. |

IX. EXTENDING AN INVITATION TO A PARTY

- | | |
|---|---|
| 1. There will be a party at my house on Sunday. | 1. May <i>party</i> sa balay sa Dominggo. |
| 2. I would like to invite you to the party. | 2. Gusto kitang imbitaron sa <i>party</i> ! Ginaimbitar ko ikaw sa <i>party</i> . |
| 3. Could you come? | 3. Makakadto ka bala? |
| 4. Bring along your sister/friend. | 4. Dal-a ang utod/amigo mo. |
| 5. Many of our friends will come. | 5. Makadto ang mga amigo naton. |
| 6. The party will be on Sept. 10 at 5:00 PM. | 6. Sa Sept. 10, alas singko sa hapon ang <i>party</i> . |
| 7. It will be an informal get-together. | 7. Simple lang ang <i>party</i> . |
| 8. We will expect you. | 8. Hulaton namon kamo. |

X. REFUSING AN INVITATION

- | | |
|--|--|
| 1. I'm sorry, I won't be able to come because I have lots of things to do. | 1. Pasensya ka na, indi ako puede makakadto kay madamo ako sing ginahimo/himoon. |
| 2. I can't assure you of my presence because I have lots of things to do. | 2. Indi ako sigurado nga makaabot kay madamo ako sing ginahimo/himoon. |
| 3. I will not be able to attend because I have a meeting at _____. | 3. Indi ako makakadto kay may miting ako sa _____. |
| 4. I will try next time. | 4. Tan-awon ko lang sa sunod. |
| 5. Thanks anyway for the invitation. | 5. Salamat na lang sa imbitasyon. |

XI. INVITATIONAL EXPRESSIONS

- | | |
|-----------------------------|---|
| 1. Come visit/see us. | 1. Pasyar/Kadto kamo sa amon. |
| 2. Drop in. | 2. Hapit kamo anay. |
| 3. Please come with me. | 3. Upod ka man sa akon./
Updan mo naman ako. |
| 4. Let's take a walk. | 4. Mamasyar 'ta/anay. |
| 5. Come, let's go to _____. | 5. Dali, kadto 'ta sa _____. |
| 6. Let's rest for a while. | 6. Pahuway 'ta anay. |
| 7. Please help me. | 7. Palihog buligi ako. |

XII. MEAL TIME

- | | |
|---|---|
| 1. I'm hungry now. | 1. Gutom na "ko. |
| 2. Have you eaten yet? | 2. Nakakaon ka na? |
| 3. Yes, sometime ago. | 3. Huo, kaina pa. |
| 4. Are we going to eat now:? | 4. M ϵ kaon na 'ta? |
| 5. Let's eat. | 5. Kaon na 'ta./Makaon na 'ta. |
| 6. Come join us. | 6. Kaon di anay./Dali makaon 'ta. |
| 7. The table is set./Food is ready. | 7. Handa na ang pagkaon. |
| 8. Do you like _____? | 8. Gusto mo bala ang _____? |
| 9. Please pass the _____. | 9. Palihog duhol sang _____. |
| 10. The food is delicious. | 10. Manamit ang pagkaon. |
| 11. Please take some more. | 11. Kuha ka pa. |
| 12. I have good appetite. | 12. May gana ako magkaon. |
| 13. I don't have any appetite. | 13. Wala 'ko gana./Wala ako sang gana. |
| 14. What do we have for breakfast/
lunch/dinner? | 14. Ano ang pamahaw/panyaga/
panyapon naton? |
| 15. We are through eating. | 15. Tapos na kami magkaon. |
| 16. I am full. | 16. Busog na ako. |
| 17. That's enough, thank you. | 17. Husto na, salamat. |
| 18. That was a good meal! | 18. Manamit ang pagkaon. |

XIII. LOOKING FOR A PERSON

- | | |
|---|--|
| 1. Is the mayor in? | 1. Ari bala ang meyor? |
| 2. Where is he? | 2. Diin siya? |
| 3. Will he be out for a long time? | 3. Madugayan bala siya? |
| 4. What time will he be back? | 4. Ano oras siya mabalik? |
| 5. May I wait for him? | 5. Puwede ko siya hulaton? |
| 6. I'm looking for _____. | 6. Ginapangita ko si _____. |
| 7. Do you know where he/she lives? | 7. Bal-an mo bala kon diin siya naga-estar? |
| 8. He is my friend and I want to talk to him. | 8. Amigo ko siya kag gusto ko siya mahambal. |
| 9. Please tell him I came by. | 9. Palihog siling nga nagkadto ako. |
| 10. Please tell him I'm coming back on ____. | 10. Palihog siling nga mabalik ako sa _____. |

XIV. MAKING A TELEPHONE CALL

- | | |
|--|---|
| 1. Good morning/afternoon/evening. | 1. Maayong aga/hapon/gab-i. |
| 2. Can I speak to _____? | 2. Puwede mahambal si _____. |
| 3. Who's on the line, please? | 3. Sin-o palihog?/Sin-o 'ni? |
| 4. Hold on./Wait a minute. | 4. Dali lang. |
| 5. Is Mr./Miss _____ around? | 5. Ara bala si Mr./Miss _____? |
| 6. No, he/she is not around. | 6. Wala siya diri. |
| 7. He/She went to _____. | 7. Nagkadto siya sa _____. |
| 8. When is he/she coming back? | 8. San-o siya mabalik? |
| 9. What time is he/she coming back? | 9. Ano oras siya mabalik? |
| 10. Please tell him/her that _____ called. | 10. Palihog siling nga nagtawag si _____. |
| 11. Thank you. | 11. Salamat. |
| 12. You are welcome. | 12. Wala sing ano man. |

XV. LENDING AND BORROWING

- | | |
|--|--|
| 1. Do you have a _____. | 1. May _____./Ara ka _____? |
| 2. May I borrow it? | 2. Puwede mahulam? |
| 3. Of course. | 3. Pwede./Siyempre. |
| 4. When do you think you can return it? | 4. San-o mo ayhan mabalik/mauli? |
| 5. Can you return it tonight? | 5. Mauli mo karon sa gab-i? |
| 6. I can't lend you my _____
because I'm going to use it. | 6. Indi ko puwede ipahulam ang
_____ ko kay gamiton ko. |
| 7. Please take care of it. | 7. Andamanan mo, ha. |
| 8. May I borrow it until tonight? | 8. Puwedeng mahulam hasta
karon sa gab-i? |
| 9. I don't have it. | 9. Wala sa akon. |
| 10. it was borrowed by _____. | 10. Ginhulam ni _____. |

XVI. TIME

- | | |
|-------------------------------|--|
| 1. What time is it? | 1. Ano oras na? |
| 2. It's ten o'clock. | 2. Alas diyas na. |
| 3. It's 1:30 P.M. | 3. Ala una y media sa hapon. |
| 4. What day is today? | 4. Ano nga adlaw subong? |
| 5. Today is Monday. | 5. Lunes subong |
| 6. Tomorrow is Tuesday. | 6. Martes buwas. |
| 7. Yesterday was Sunday. | 7. Dominggo kahapon. |
| 8. What date is Friday? | 8. Anong petsa sa Biyernes? |
| 9. When is your birthday? | 9. San-o ang kaadlawan/
bertdey mo? |
| 10. It's time for merienda. | 10. Meryenda na. |
| 11. When are you leaving? | 11. San-o ka malakat? |
| 12. When are you coming back? | 12. San-o ka mabalik? |

XVII. WEATHER

- | | |
|--|--|
| 1. It's warm. | 1. Mainit/Magin-ot. |
| 2. It's cold. | 2. Malamig/Matugnaw. |
| 3. It's windy. | 3. Mahangin. |
| 4. It looks like it's going to rain. | 4. Daw maulan./Maulan siguro. |
| 5. It's raining hard. | 5. Mabaskog ang ulan. |
| 6. It looks like a typhoon might be coming. | 6. Daw mabagyo./Mabagyo siguro. |
| 7. A lot of trees were hit by the lightning. | 7. Madamo nga kahoy ang naigo sang kilat. |
| 8. A lot of people died during the earthquake. | 8. Madamo nga tawo ang napatay sang maglinog. |
| 9. It's drizzling. | 9. Nagapanalithi. |
| 10. It rained very hard yesterday. | 10. Mamunog ang ulan kahapon. |
| 11. The road is muddy because it's rainy season already. | 11. Malutak ang karsada/kalye kay tag-ululan na. |
| 12. It's very hot because it's dry season already. | 12. Sobra ka init kay tag-ilinit na. |
| 13. It's really very hot in the summertime. | 13. Mainit gid man kon tag-ilinit. |

XVIII. ON PHYSICAL DISCOMFORTS

- | | |
|---|--|
| 1. How do you feel? | 1. Anong pamatyag mo? |
| 2. I'm not feeling well. | 2. Kabugat sang lawas ko.
Malain ang pamatyag ko. |
| 3. I am tired. | 3. Kapoy ako. |
| 4. I think I'm going down with a fever. | 4. Daw hilanaton ako. |
| 5. My throat hurts. | 5. Masakit ang tutunlan ko. |
| 6. I'm sick. | 6. May sakit ako./Gamasakit ako. |
| 7. I have a toothache. | 7. Masakit/Gabusog ang ngipon ko. |
| 8. My back aches. | 8. Masakit ang likod ko. |
| 9. My neck hurts. | 9. Masakit ang liog ko. |
| 10. I have a stomachache. | 10. Masakit ang tiyan ko. |

- | | |
|---|--|
| 11. I have diarrhea. | 11. Nagalupot ako. |
| 12. My foot itches. | 12. Makatol ang tiil ko. |
| 13. I feel cold. | 13. Ginatugnawan ako. |
| 14. I feel dizzy. | 14. Nagalingin ang ulo ko. |
| 15. I'm nauseated. | 15. Daw masuka ako. |
| 16. Are you sick? | 16. May sakit ka?/
Maysakit ka bala? |
| 17. How long have you been sick? | 17. Kasan-o ka pa 'gamasakit? |
| 18. Do you have fever? | 18. May hilanat ka? |
| 19. Does it hurt? | 19. Masakit? |
| 20. How are you feeling now? | 20. Kamusta ang pamatyag
mo subong? |
| 21. Are you feeling better? | 21. Maayo na ang pamatyag mo? |
| 22. Has the child been crying a lot? | 22. Pirmi nagahibi ang bata? |
| 23. Hold the child please. | 23. Palihog uyat sang bata./
Palihog uyati ang bata. |
| 24. Show it to me. | 24. Ipakita mo sa akon. |
| 25. Open your mouth. | 25. Nganga./Nganga ka. |
| 26. You need medicine/injection. | 26. Kinahanglan mo ang bulong/
indyeksyon. |
| 27. Take this pill. | 27. Tumaron mo ning tabletas. |
| 28. Swallow it. | 28. Tunla. |
| 29. Take this every four hours. | 29. Tumaron mo 'ni kada apat ka oras. |
| 30. Put a little of this on _____ everyday. | 30. Butangan mo sang diyutay sini sa
_____ adlaw-adlaw. |
| 31. Don't let it get dirty. | 31. Indi mo paghigku-an. |
| 32. Don't scratch it. | 32. Indi mo pagkaloton. |
| 33. I'm thirsty. | 33. Ginauhaw/Nauhaw ako. |
| 34. I'm sleepy. | 34. Ginatuyo/Natuyo ako. |
| 35. I'm lazy. | 35. Ginatamad/Ginatamaran ako. |
| 36. I don't feel well today. | 36. Indi maayo ang pamatyag
ko subong. |

XIX. EXPRESSING ANNOYANCE, DISAPPOINTMENT, OR FRUSTRATION

- | | |
|--------------------------------|---|
| 1. What took you so long? | 1. Ngaa kadugay sa imo? |
| 2. Oh my! | 2. Ay, sus! |
| 3. It's your fault. | 3. Sala mo./Ikaw 'bi, e.. |
| 4. It's too late. | 4. Ulihi na. |
| 5. It's a waste. | 5. Kanugon. |
| 6. What a shame! | 6. Kahuluya! |
| 7. I told you so. | 7. Ginsiling ko na sa imo, e./
Ti, ginsingganan ka gid, e. |
| 8. It's none of your business. | 8. Wala/Way ka labot. |
| 9. That's not right. | 9. Indi 'na husto. |
| 10. That's nothing serious. | 10. Waay kaso na./Waay na kaso. |
| 11. How irritating/annoying! | 11. Kaulugot/Kailinit. |
| 12. How vulgar! | 12. Kalaw-ay/Malaw-ay/Bulgar! |
| 13. How awful! | 13. Kalain man! |
| 14. Well! | 14. Baw! |
| 15. So there. | 15. Ara ho. |
| 16. Of course./Naturally. | 16. Siyempre. |
| 17. Really? | 17. Matu-od/Tu-od? |

XX. COMMON COURTESIES

- | | |
|--------------------------------------|--|
| 1. Thank you. | 1. Salamat. |
| 2. You're welcome. | 2. Wa sing ano man. |
| 3. Excuse me./I'm sorry. | 3. Pasensiyaha/Patawara ako. |
| 4. I didn't mean to do it. | 4. Indi ko hungod. |
| 5. Please don't be offended. | 5. Indi ka mangakig sa akon. |
| 6. May I pass? | 6. Puwede makaagi/kaagi? |
| 7. I don't understand. | 7. Indi ko naintiyendihan/kaintiyendi. |
| 8. I don't know. | 8. Wala 'ko kabalo./Ambot. |
| 9. Just a minute/One moment, please. | 9. Dali lang. |
| 10. Please speak slowly. | 10. Hinay-hinay lang ang paghambal. |
| 11. Please repeat. | 11. Palihog liwat. |
| 12. I beg your pardon. | 12. Ano siling mo? |

XXI. FRIENDLY BANTERING

- | | |
|---|---------------------------------|
| 1. Anything you say. | 1. Basta siling mo./Basta ikaw. |
| 2. Cool down./Relax | 2. Kalma lang./Relaks lang. |
| 3. Lazybones. | 3. Tamad. |
| 4. Crazy! | 4. Buang/Buang-buang! |
| 5. Stupid/Simpleton! | 5. Gago/Mango/Torpe. |
| 6. Braggart | 6. Hambog. |
| 7. That's not true!(response to flattery) | 7. Tikal/Tikalon. |
| 8. Rude/Crude/Dirty-minded. | 8. Bastos. |
| 9. Shameless. | 9. Patay-huya/Wala huya. |
| 10. Liar! | 10. Butigon. |
| 11. Cheapskate! | 11. Kuripot! |

XXII. EXPRESSING FAITH/RESIGNATION TO FATE

- | | |
|------------------------------------|-------------------------------|
| 1. (Just) Be patient. | 1. Pasensiya ka na lang. |
| 2. By God's grace. | 2. Sa kalooy sang Diyos. |
| 3. God willing. | 3. Kon may kalooy sang Diyos. |
| 4. Come what may. | 4. Bahala na. |
| 5. Patience. | 5. Diyutay pa nga pasensiya. |
| 6. You can't do anything about it. | 6. Wala ka sing mahimo. |

XXIII. MAKING CONCESSIONS

- | | |
|---------------------------|---------------------------|
| 1. Go ahead. | 1. Sige. |
| 2. Please do. | 2. Sige na./Palihog lang. |
| 3. What now?/What's next? | 3. Ano na?/Ano sunod? |

XXIV. EXPRESSING APPRECIATION/PRAISE

- | | |
|--|-------------------------------------|
| 1. You have a pretty dress. | 1. Matahom/Nami ang bayo mo. |
| 2. You have a beautiful, very healthy child. | 2. Guapa ang bata mo, matambok gid. |
| 3. Your place is nice. | 3. Matahom ang lugar ninyo. |
| 4. I like it here, it's peaceful. | 4. Gusto ko diri, malinog. |
| 5. You're a good cook. | 5. Maayo/Matahom ka magluto. |
| 6. You speak good English. | 6. Maayo ka mag-inenglis. |
| 7. I appreciate what you've done for me. | 7. Nalipay ako sa ginhimo mo. |
| 8. I like that. | 8. Gusto ko ina/ato. |

XXV. MISCELLANEOUS EXPRESSIONS

- | | |
|------------------------------|----------------------------------|
| 1. Never mind. | 1. Indi na bale. |
| 2. No big deal./No problem. | 2. Wala sang problema. |
| 3. It's up to you. | 3. Bahala ka./Ikaw ang bahala. |
| 4. Why not? | 4. Ngaa indi? |
| 5. I'm in a hurry. | 5. Nagadali ako./Gadali ako. |
| 6. Do you have loose change? | 6. May sensilyo ka? |
| 7. Should it be? | 7. Dapat/Kinahanglan bala? |
| 8. Are you sure? | 8. Sigurado ka? |
| 9. Are you finished/done? | 9. Tapos na?/Tapos ka na bala? |
| 10. Not yet./None yet. | 10. Indi pa./Wala pa. |
| 11. What are you doing? | 11. Ano ang ginahimo mo? |
| 12. Do you know him/her? | 12. Kilala mo bala siya? |
| 13. I'll do it./I'll get it. | 13. Ako na. |
| 14. Come here. | 14. Dali diri./Dali di. |
| 15. Who is your companion? | 15. Sin-o (ang) upod mo? |
| 16. Come with me. | 16. Upod 'ka/kamo sa akon. |
| 17. I know him/her. | 17. Kilala ko siya. |
| 18. I don't remember. | 18. Indi ko matandaan. |
| 19. I forgot. | 19. Nalimtan ko na./Nalipat ako. |
| 20. What is this? | 20. Ano ini? |

21. What is that/that over there?
22. Whose money is that?
23. Why not?
24. Maybe/Perhaps.
25. I thought.
26. Even then.
27. I wish.
28. You see.
29. That's too much.
30. I don't like that.
31. I have no time.
32. Don't forget.
33. Do it yourself.

21. Ano 'ina/ano/ato?
22. Kay sin-o kuwarta ina?
23. Nga-a indi?
24. Siguro/Basi.
25. Abi ko/Ang dum dum ko/Pinsar ko.
26. Bisan pa.
27. Tani/Kuntani.
28. Kita mo?
29. Sobra na ina.
30. Indi ko gusto ina.
31. Wala ako (sang) tiyempo.
32. Indi mo pagkalimtan.
33. Soloha./Isa ka lang mahimo.

XXVI. DIRECTION WORDS AND EXPRESSIONS

1. above/on
2. under/below
3. beside
4. near
5. in/inside
6. outside
7. in front
8. behind/back
9. between/middle
10. far from
11. here
12. there
13. over there
14. up
15. down
16. across

1. (sa) ibabaw
2. (sa) idalom
3. (sa) ingod/tupad
4. malapit
5. (sa) sulod
6. (sa) gwa/sagwa
7. (sa) atubangan
8. (sa) likod
9. (sa) tunga
10. malayo sa
11. diri
12. dira
13. didto
14. (sa) ibabaw
15. (sa) idalom
16. (sa) tabok

17. on the corner
18. this
19. that
20. that over there
21. to the left/turn left
22. to the right/turn right
23. straight ahead/go straight

17. (sa) kanto
18. ini
19. ina
20. ato
21. sa wala/pawala
22. sa tu-o/patu-o
23. diretso/magdiretso

XXVII. TIME WORDS AND EXPRESSIONS

1. a few days ago
2. after/and then
3. afternoon
4. again
5. always
6. at times/sometimes
7. before (an action)
8. date
9. day
10. day after tomorrow
11. day before yesterday
12. earlier/a while ago
13. early
14. evening
15. every
16. everyday
17. every Monday
18. half
19. hour
20. immediately
21. just
22. later
23. last night
24. last week
25. many times

1. sang nagligad nga adlaw
2. pagkatapos/tapos
3. hapon
4. liwat
5. pimi
6. kon kis-a/kon kaisa
7. antes
8. petsa
9. adlaw
10. sa dason nga adlaw
11. sang isa ka adlaw
12. kaina
13. temprano
14. gab-i
15. kada
16. adlaw-adlaw
17. kada Lunes/kon Lunes
18. tunga
19. oras
20. dayon
21. lang
22. karon
23. kagab-i
24. sang isa ka semana
25. madamo nga beses

26. midnight
27. month
28. noon
29. now
30. often
31. on Monday
32. once/at one time
33. seldom
34. someday
35. soon/almost
36. this morning
37. times
38. today
39. tomorrow
40. tonight
41. until
42. used to
43. usually
44. while
45. year
46. last year

47. next year
48. yesterday
49. yesterday afternoon

26. tungang gab-i
27. bulan
28. udto
29. subong
30. pirmi
31. sa Lunes
32. kon kis-a
33. talagsa
34. sa pila ka adlaw
35. malapit na/halos
36. kaina sang aga/karon sa aga
37. beses
38. subong/subong nga adlaw
39. buwas
40. karon sa gab-i/subong nga gab-i
41. hasta
42. pirme
43. pirme
44. samtang/mientras
45. tuig
46. sang isa ka tuig/sang
nagligad nga tuig
47. sa sunod nga tuig
48. kahapon
49. kahapon sang hapon

XVIII. EXPRESSING QUANTITY

- | | |
|----------------------------------|-------------------------|
| 1. all | 1. tanan |
| 2. bundle | 2. bugkos |
| 3. can | 3. lata |
| 4. excess/more than | 4. sobra |
| 5. few/little | 5. diyutay |
| 6. five | 6. lima |
| 7. full/filled | 7. puno/buta |
| 8. hundred | 8. isa ka gatos |
| 9. many/much/plenty | 9. madamo |
| 10. one | 10. isa |
| 11. pile | 11. tumpok |
| 12. twenty | 12. beynte |
| 13. twenty centavos each | 13. tag-pesetas ang isa |
| 14. two | 14. duha |
| 15. two for twenty-five centavos | 15. duha, bente singko |
| 16. whole/entire | 16. bilog |

XIX. COLORS

- | | |
|------------|------------------------|
| 1. black | 1. itom |
| 2. blue | 2. asul |
| 3. brown | 3. kape/kaki/tsokolate |
| 4. gold | 4. gold |
| 5. green | 5. berde |
| 6. gray | 6. abo/abohon |
| 7. orange | 7. orens |
| 8. pink | 8. rosas |
| 9. red | 9. pula |
| 10. violet | 10. biyolet/lila |
| 11. white | 11. puti |
| 12. yellow | 12. yelo |

XXX. DESCRIBING PEOPLE

- | | |
|--------------------------|---------------------------|
| 1. angry | 1. akig |
| 2. bad | 2. malain |
| 3. beautiful/pretty | 3. matahom/guapa/manami |
| 4. big | 4. daku |
| 5. careful/cautious | 5. mainandamon/ma-amlig |
| 6. clean | 6. matinlo/malimpyo |
| 7. conceited/boastful | 7. hambog/tikalon |
| 8. dark-complexioned | 8. maitum |
| 9. gentlemanly | 9. matinahuron/matinahaon |
| 10. handsome | 10. guapo |
| 11. happy/cheerful | 11. masadya |
| 12. honest/sincere | 12. sinsero |
| 13. humble | 13. mapainubuson |
| 14. ignorant | 14. gago/ignorante/mango |
| 15. intelligent/wise | 15. maalam |
| 16. mischievous/naughty | 16. pilyo/pilya |
| 17. modest/refined | 17. mahinhin/maugdang |
| 18. noisy | 18. magahud/kagamo |
| 19. old | 19. tigulang |
| 20. pitiful | 20. kalolo-oy/makalolo-oy |
| 21. polite/courteous | 21. matinahuron |
| 22. rich | 22. manggaranon |
| 23. diligent/hardworking | 23. mapisan |
| 24. dirty | 24. mahigko |
| 25. drunk | 25. hubog |
| 26. fair-complexioned | 26. maputi |
| 27. sad | 27. masubo |
| 28. short | 28. putot/gamay |
| 29. shy | 29. mahuloy-on |
| 30. slow | 30. mahinay/patay-patay |
| 31. small | 31. gamay |
| 32. snobbish | 32. suplada/suplado |
| 33. stout/fat | 33. matambok |

34. strict
35. strong
36. stupid/dumb
37. tall
38. talkative
39. thin/slim
40. ugly
41. young
42. pregnant

34. istrikto
35. makusog
36. hangag/mango
37. mataas
38. baba-an/palawakal/palahambai
39. maniwang
40. kalaw-ay
41. bataon/hoben
42. buntis

XXXI. DESCRIBING OBJECTS AND CONDITIONS

1. blunt
2. cheap
3. clean
4. deep
5. destroyed/broken
6. dry
7. durable
8. empty
9. expensive
10. foul-smelling
11. fragrant
12. full/filled
13. hard/tough
14. heavy
15. high
16. light
17. long
18. loose
19. low
20. old
21. rugged

1. mahabol
2. barato
3. malimpyo/matinlo
4. madalom
5. guba
6. mala
7. mabakod
8. wala unod
9. mahal
10. mabaho
11. mahamot
12. puno
13. matig-a
14. mabug-at
15. mataas
16. mamag-an
17. malaba
18. halog
19. manubo
20. daan
21. baku-bako

22. shallow
23. sharp
24. short
25. small
26. smooth/fine
27. smooth/levelled
28. soft/tender
29. square
30. straight
31. thick/dense
32. thin
33. wet
34. wide

22. manabaw
23. matalom
24. malip-ot
25. magamay
26. pino
27. patag
28. mahumok
28. kuwadrado
30. tadlong
31. makapal
32. manipis
33. basa
34. malapad

XXXII. DESCRIPTIVE WORDS FOR CLOTHES

1. bright colored
2. faded
3. pressed/ironed
4. tight/smug
5. stained
6. wrinkled/creased

1. matingkad
2. ugit
3. plantsado
4. gutok
5. may mantsa
6. yukot

XXXIII. DESCRIPTIVE WORDS FOR FOOD

1. alive
2. bitter
3. bland
4. cold
5. cooked
6. crisp
7. decayed/spoiled/rotten
8. delicious/tasty
9. fresh

1. buhi
2. mapait
3. malas-ay
4. matugnaw/bugnaw/bahaw
5. luto
6. mahagpok
7. dunot
8. manamit
9. preska

10. hot/warm
11. hot as in pepper
12. mature/ripe
13. nutritious
14. raw
15. ripe (for fruits)
15. salty
16. sour
17. sweet
18. young

10. mainit
11. makahang
12. gulang
13. masustansiya
14. hilaw
15. luto
15. maasin
16. maaslom
17. matam-is
18. linghod

XXXIV. DESCRIPTIVE WORDS FOR THE WEATHER

1. bad
2. bright/clear
3. cloudy
4. dark
5. dusty
6. humid
7. muddy
8. rainy
9. windy

1. malain
2. masanag
3. magal-um
4. madulom
5. mayab-ok
6. maalinsangan
7. malunang
8. maulan
9. mahangin

XXXV. BODY PARTS

1. arm
2. ampit
3. back
4. body
5. bone
6. breasts
7. buttocks

1. braso
2. ilok
3. likod
4. lawas
5. tul-an
6. titi
7. buli

8. cheek
9. chest
10. ear
11. elbow
12. eye
13. eyelashes
14. face
15. feet
16. finger
17. fontanel
18. forehead
19. hand
20. hair
21. head
22. heart
23. heel
24. hip
25. leg
26. lip
27. mouth
28. nail
29. nape
30. nose
31. palm
32. penis
33. shoulder
34. skin
35. sole
36. stomach
37. thigh
38. toe
39. tongue
40. tooth
41. vagina
42. waist

8. guya/pisngi
9. dughan
10. dulunggan
11. siko
12. mata
13. amimilok
14. hitsura
15. tiil
16. kamot
17. bumbunan
18. agtang
19. kamot
20. buhok
21. ulo
22. korason/tagipuso-on
23. sakong
24. balikawang
25. paa
26. bibig
27. baba
28. kuko
29. batok
30. ilong
31. palad
32. buto/pisot
33. abaga
34. panit
35. talampakan
36. tiyan
37. paa
38. kuko sang tiil
39. dila
40. ngipon
41. putay/monay
42. hawak

XXYVI. PARTS OF A PLANT

- | | |
|----------------|----------|
| 1. bud | 1. bukol |
| 2. flower | 2. bulak |
| 3. leaf | 3. dahon |
| 4. root | 4. ugat |
| 5. seed | 5. liso |
| 6. stem/branch | 6. sanga |

XXXVII. PARTS OF A TREE

- | | |
|-----------|----------|
| 1. bark | 1. panit |
| 2. flower | 2. bulak |
| 3. leaf | 3. dahon |
| 4. root | 4. ugat |
| 5. trunk | 5. puno |
| 6. twig | 6. sanga |

XXXVIII. VEGETABLES

- | | |
|---------------------------|---------------------|
| 1. banana blossoms | 1. puso sang saging |
| 2. bean sprouts | 2. tawge |
| 3. bitter melon/ampalaya | 3. amargoso |
| 4. cabbage | 4. repolyo |
| 5. cassava | 5. kamote |
| 6. chinese cabbage/pechay | 6. petsay |
| 7. corn | 7. mais |
| 8. cucumber | 8. pipino |
| 9. garlic | 9. ahos |
| 10. ginger | 10. luy-a |
| 11. horse radish | 11. balunggay |

12. lettuce
13. lima beans
14. mongo beans
15. mushroom
16. mustard
17. okra
18. onion
19. pepper
20. potato
21. raddish
22. snap beans
23. snow peas
24. soy beans
25. string beans
26. squash/pumpkin
27. swamp cabbage
28. sweet potato
29. taro
30. tomato
31. white squash
32. winged beans
33. yam (violet in color)
34. yam (native tumip)

12. letsugas
13. patani
14. balatong/monggo
15. uhong
16. mustasa
17. okra
18. sibuyas/bombay
19. katumbal
20. patatas
21. labanos
22. abitsuwelas
23. sitsaro
24. balatong
25. sitaw
26. kalabasa
27. tangkong
28. kamote
29. gabi
30. kamatis
31. upo
32. sigarilyas
33. ubi
34. singkamas

XXXIX. FRUITS

- | | |
|----------------------------|---------------|
| 1. apple | 1. mansanas |
| 2. banana | 2. saging |
| 3. black Java plum | 3. lumboy |
| 4. breadfruit | 4. rimas |
| 5. calamansi(native lemon) | 5. kalamansi |
| 6. cantaloupe | 6. melon |
| 7. cashew | 7. kasuy |
| 8. chestnut | 8. kastanyas |
| 9. coconut | 9. niyog |
| young | buko |
| full of soft meat | makapuno |
| 10. grape | 10. ubas |
| 11. guava | 11. bayabas |
| 12. jackfruit | 12. langka |
| 13. lanzones | 13. lansones |
| 14. mango | 14. pahu |
| 15. orange | 15. aranghita |
| 16. papaya | 16. kapayas |
| 17. peanut | 17. mani |
| 18. pomelo | 18. kabugaw |
| 19. sapodilla fruit | 19. chiko |
| 20. star apple | 20. star apoi |
| 21. sugar apple | 21. atis |
| 22. water melon | 22. sandiya |

XL. TREES

1. abaca/Manila hemp	1. abaka
2. bamboo	2. kawayan
3. cocoa	3. kakaw
4. coconut	4. lubi
5. coffee	5. kape
6. kapok	6. kapok
7. mahogany	7. kamagong
8. molave	8. molabe
9. narra	9. nara
10. needle pine	10. aguho
11. palms	
anahaw	anahaw
buri	buri
nipa	nipa
12. rattan	12. ratan/uway
13. rubber	13. goma

XLI. ANIMALS

1. bull	1. toro
2. carabao/water buffalo	2. karbaw
3. cat	3. kuring
4. chick	4. pisû
5. chicken	5. manok
6. cow	6. baka
7. crocodile	7. buwaya
8. dog	8. idô
9. duck	9. pato
10. frog	10. pakâ

11. gecko
12. goat
13. goose
14. hen
15. horse
16. lizard
17. monkey
18. mouse/rat
19. pig
20. puppy
21. rabbit
22. rooster
23. sheep
24. snake
25. tadpole
26. turtle
27. turkey

11. tukô
12. kanding
13. gansā
14. mungâ
15. kabayo
16. tiki
17. amo
18. ilagâ
19. baboy
20. totoy
21. kuneho
22. sulog
23. kamero
24. man-og
25. ulok
26. ba-o
27. pabo

XLII. BIRDS

1. crow
2. dove/pigeon
3. eagle
4. hawk
5. owl
6. parrot
7. sparrow

1. uwak
2. pating
3. dapay
4. lawin
5. bukaw
6. pikoy
7. maya

XLIII. INSECTS

- | | |
|-----------------|-----------------|
| 1. ant | 1. subay |
| 2. bee | 2. buyog |
| 3. butterfly | 3. alibangbang |
| 4. chicken flea | 4. dapaw |
| 5. cockroach | 5. tanga |
| 6. dragonfly | 6. tumbak-tubak |
| 7. flea | 7. bitik |
| 8. fly | 8. langaw |
| 9. louse | 9. kuto |
| 10. mosquito | 10. lamok |
| 11. moth | 11. gamu-gamo |
| 12. spider | 12. damang |
| 13. termite | 13. anay |
| 14. wasp | 14. putakti |
| 15. worm | 15. ulod |

XLIV. NATURAL OCCURENCES AND ELEMENTS

- | | |
|--------------------|-----------------------|
| 1. air/wind | 1. hangin |
| 2. breeze | 2. danya |
| 3. cloud/fog/mist | 3. panganod |
| 4. cyclone/tornado | 4. buhawi |
| 5. dawn/sunrise | 5. kaagahon/pagbutlak |
| 6. dew | 6. hamog |
| 7. drizzle/shower | 7. ambon |
| 8. dust | 8. yab-ok |
| 9. earthquake | 9. linog |

10. fire/flame
11. lightning
12. moon
13. mud
14. rain
15. rainbow
16. sky/heaven
17. smoke
18. soil
19. star
20. steam
21. stone
22. sun
23. sunset/dusk
24. thunder
25. typhoon
26. water
27. wave

10. kalayo
11. kilat
12. bulan
13. lunang
14. ulan
15. balangaw
16. langit
17. asu
18. duta
19. bitu-on
20. sungaw
21. bato
22. adlaw
23. pagtunod/kasisidmon
24. dagu-ob
25. bagyo
26. tubig
27. balod

XLV. TOPOGRAPHICAL TERMS

1. bay
2. beach
3. creek
4. city
5. coast
6. field/farm
7. forest
8. hill
9. island
10. lake

1. look
2. baybay
3. sapâ
4. siyudad
5. baybayn
6. bukid
7. talon
8. burol
9. isla
10. lawa

11. mountain
12. mouth of river
13. ocean/sea
14. province
15. region
16. river
17. road/street
18. scenery
19. spring
20. town
21. village
22. volcano
23. waterfall

11. bukid
12. bukana
13. dagat
14. probinsiya
15. rehiyon
16. suba
17. dalan
18. talan-awon
19. tuburan
20. banwa
21. baranggay
22. bulkan
23. busay

XLVI. PARTS OF THE HOUSE

1. bathroom
2. ceiling
3. dining room
4. door/doorway
5. downstairs
6. floor
7. garage
8. kitchen
9. light
10. living room
11. post
12. porch
13. railing
14. roof
15. room
16. sink
17. stairs

1. banyo
2. kisame
3. kalan-an
4. puerta/puertahan
5. idalom
6. salog
7. garahe
8. kusina
9. suga
10. salas
11. poste
12. balkonahe
13. barandilya
14. atop
15. kuwarta
16. lababo
17. hagdan/hagdanan

18. toilet
19. upstairs
20. wall
21. window
22. window ledge

18. kasilyas
19. ibabaw
20. dingding
21. bintana
22. pasamano

XLVII. THINGS IN THE HOUSE

1. bed
2. bedspread
3. blanket
4. calendar
5. chair
6. clock
7. closet
8. curtain
9. dresser
10. flower vase
11. mat
12. mirror
13. mosquito net
14. pillow
15. pillow case
16. radio

1. kama
2. kubrekama
3. habol
4. kalendaryo
5. sila
6. relo
7. aparador
8. kurtina
9. tokador
10. plorera
11. banig
12. ispiho
13. moskitero
14. ulunan
15. punda
16. radyo

XLVII. KITCHEN UTENSILS

- | | |
|-------------------------|-------------------|
| 1. basin | 1. labador |
| 2. bolo | 2. binangon |
| 3. bowl | 3. yahong |
| 4. can opener | 4. abredor |
| 5. colander/strainer | 5. salaan |
| 6. cup | 6. tasa |
| 7. dining table | 7. lamesa |
| 8. dipper | 8. kabo |
| 9. faucet | 9. gripo |
| 10. fork | 10. tinidor |
| 11. glass | 11. baso |
| 12. kettle | 12. kaldero |
| 13. knife/kitchen knife | 13. kutsilyo |
| 14. ladle | 14. luwag |
| 15. napkin | 15. serbilyeta |
| 16. oven | 16. pugon |
| 17. pail | 17. timba/balde |
| 18. plate | 18. plato/pinggan |
| 19. saucer | 19. platito |
| 20. spoon | 20. kutsara |
| 21. stove | 21. kalan |
| 22. table cloth | 22. mantel |
| 23. teaspoon | 23. kutsarita |

HILIGAYNON Core Competencies

Module No. 1
Topic: Socializing
Task 1.1.1. Meeting People Briefly

<u>Competencies</u>	<u>Basic</u>	<u>Intermediate</u>	<u>Advanced</u>
1. To greet	Maayong ag- (Good morning.)	Maayong aga sa inyo. (Good morning to you.)	Maayong aga sa inyo tanan. (Good morning to you all.)
a. Formal	hapon (afternoon.)	hapon. (afternoon.)	hapon. (afternoon.)
	gab-i (evening)	gab-i (evening)	gab-i (evening)
	Kamusta Sir/Ma'am? (How are you Sir/Ma'am?)		Maayong aga (kapitan) Good morning, (Captain).
b. Informal	Kamusta? (How are you?)	Kamusta ka subong? (How are you now?)	Kamusta ang pangabuhi? (How's life?)
	Diin ka halin? (Where have you been?)	Diin ka naghalin? (Where have you been?)	
	Diin ka makadto? (Where are you going?)	Diin ang kadto mo? (Where are you going?)	

2 To respond to greetings

a. Formal

Maayong aga man.
(Good morning, too.)

hapon
(afternoon)

gab-i
(evening)

Maayong aga man sa imo.
(Good morning to you, too.)

hapon
(afternoon)

gab-i
(evening)

b. Informal

Okey lang.
(Just okay/fine)

Maayo.
(Fine/Good.)

Buhi pa.
(I'm still alive.)

Naginhawa pa.
(Still breathing.)

Ano man ginhapon.
(As usual.)

Sa (place)
(To/From _____.)

Diri lang.
(Just here.)

Dira lang.
(Just there.)

Didto lang.
(Just (over) there.)

Diri lang sa (name of place)
sa (location).
(Here in _____, in _____.)

Dira

Didto.

3. To take leave

- a. Formal Malakat na ako. (I'm going now.)
Malakat na ako (title of person's),
(person's last name) (Mayor)
(I'm going now, Mayor _____.)
- Mauna na ako. (I'll go ahead.)
Mauna na ako sa inyo.
(I'll go ahead.)
- b. Informal Sige. (Okay.)
Sige, malakat na ako.
(Okay, I'm going now.)
- Sige, babay. (Okay, bye.)
Sige, mauna na 'ko.
(Okay, I'll go ahead.)

Task 1.2. Making and responding to informal introductions

1. To state names

- a. One's own Ako si (name)
(I am _____.)
(Name) ang ngalan ko.
(My name is _____.)
- b. Other(s) Siya si (name).
(He/She is _____.)
(Name) ang ngalan niya.
(her/His name is _____.)
- Sila sanday (name) kag
(name).
(They are _____) and
(Name) kag (name) ang ngalan nila.
(Their names are _____ and _____.)

2. To ask someone's name

- Ano imo ngalan?
(What's your name?)
Ano hayo mo?
(What's your nickname?)
- Ano ang tawag sa imo?
(How are you called?/How do
they call you?)

3.	To ask about personal information	a. Place of origin Taga-diin ka? (Where are you from?)	Diin ka naga-istar? (Where do you live?)	Diin ka naga-istar sa Amerika? (Where do you live/stay in Amerika?)
b.	Age	Pila ka na? (How old are you?)	Pila na ang edad mo? (How old are you?)	Pila ka na katuig? (How old are you?)
c.	Marital status	May asawa/bana ka na? (Are you married?)	Wala ka pa asawa? (You're not married yet?)	
d.	Occupation	Ano ang obra/trabaho mo? (What's your job?/What do you do?)	Ano ang imo obra/trabaho diri? (What's your job here?/What do you do here?)	Ano ang obra/trabaho mo sa (office)? (What's your job in ___?/ What do you do in ___?)
e.	Family	Diin ang pamilya mo? (Where is your family?)	Diin ang pamilya mo subong? (Where's your family at present?)	
			Diin ang tatay kag nanay mo? (Where's your father and mother?)	
			Pila and utod mo? (How many brothers and sisters do you have?)	
				Pila kamo nga mag-ulutod? (How many are you in the family?) *referring to the number of children only

	Diin ang mga utod mo? (Where are your brothers and sisters?)	May mga bata ka na? (Do you have children?)
	Ano ang obra sang tatay/ nanay mo? (What does your father/mother do?)	Pila ang mga bata mo? (Do you have children?)
	Pila ang mga edad sang tatay/nanay mo? (How old is your father/mother?)	Pila ang mga edad nila? (How old are they?)
4.	To respond to questions on personal information	
a.	Place of origin Taga (<u>place</u>) ako. (I am from _____.)	Taga-(<u>place</u>) ako, sa (specific location). (I am from _____ in _____.)
b.	Age (<u>Age</u>) anyos ako. (I am _____ years old.)	Naga-istar ako sa (<u>place</u>), lapit sa (<u>popular landmark</u>). (I live in _____, near _____.)
c.	Marital Status Wala. (No.) Huo. (Yes.)	Bata pa ako. (<u>Age</u>) lang. (I'm still young. Only _____.) Tigulang na ako. (<u>Age</u>) na ako. (I'm an old man/woman. I'm already _____.) Wala pa. Bata pa ako. (No, I'm still single.)

Huo, may asawa/bana na ako.
(Yes, I'm already married.)

Huo, (no. of children) na ang kabataan ko.
(Yes, I already have ____ kids.)

Huo, (no. of children) na gani ang kabataan ko.
(Yes, In fact, I already have ____ kids.)

d. Occupation
(Job title) ako.
(I am ____.)

(Job title) ang trabaho ko diri.
(I work as a ____ here.)

Nagtrabaho ako sa (office).
(I work with/for ____.)

e. Family
Sa (place).
(In ____.)

Sa (place) ang pamilya ko.
(My family is in ____.)

Sa (place) ang (no. of sibling) kag sa (place) man ang (no. of sibling).
(____ is/are in ____ while ____ is are in ____.)

Sa (place) and tatay kag nanay ko.
(My father and mother are in ____.)
while ____ is/are ____.)

Sa (place) si/sanday (name(s) of sibling) kag sa (place) man si sanday (name(s) of sibling).
(____ is/are in ____)

(No. of sibling.)*
*Excluding PCV

(No.) ang utod ko nga lalaki kag (no.) ang utod ko nga babayi.
(I have ____ brothers and ____ sisters.)

(No.) nga lalaki kag (no.) nga babayi.
(I have ____ brother(s) and/or ____ sister(s).)

(No. of children) kami nga mag-utod.
(There are ____ of us (children) in the family.)

(Job title) and tatay / nanay ko.
(My father/mother is a ____.)

(Job title) ang trabaho sang akon tatay/nanay.
(My father/mother work as a ____.)

(Age) anyos na ang akon
tatay/nanay.
(My father/mother is
_____ years
old already.)

Bata pa ang akon mga
ginikanan.
(My parents are still young.)

Patay na ang akon tatay/nanay.
(My father/mother is already
dead.)

Wala pa.
(none yet.)

Hu-o, May ara.
(Yes, there is.)

Tatlo.
(Three.)

Task 1.3

Explaining PCV assignment in casual conversation

Competencies	<u>Basic</u>	<u>Intermediate</u>	<u>Advanced</u>
1. To ask what work someone does/ will do	Ano ang obra/trabaho mo? (What's your job/work?)	Ano ang imo onra/trabaho diri? (What's your work/job here?)	Ano ang obra/trabaho mo sa (What's your work/job in the office?)
2. To describe work in terms of employer	Piskor Bolunter. (Peace Corps Volunteer.)	Pis Kor Bolunter ako. (I'm a Peace Corps Volunteer.)	Matrabaho ako sa Department _____. (I will work in the Department of ____.)
3. To ask for more information about one's work	Ano ang obra/trabaho mo sa _____? (What's your work at the _____?)		
4. To state more information about one's work	Extension worker ako kag mabulig sa mga tawo/ maestra sa barangay/ eskuwelahan. (I'm an extension worker and I will help the people/teachers in the barangay/school.)	Matrabaho/Maobra ako bilang isa ka Extension Worker para makabulig sa mga tawo. (I will work as an Extension worker to help the people.)	

Task 1.4

Meeting the Host Family for the first time

- To greet
Maayong _____.
(Good _____.)
- To respond to greetings
Kamusta kamo?
(How are you Sir/Ma'am?)
Maayong _____ man.
(Good _____ to you too.)

3. To introduce oneself	<p>Maayo man. (Fine.)</p> <p>Ako si (name) (I am _____.)</p> <p>Taga (place of origin) ako, sa ako. (I am from _____.)</p>	<p>Maayo man kami diri. (We're fine/okey here.)</p> <p>(Name ang ngalan ko.) (My name is _____.)</p> <p>Taga (place of origin) ako, sa (specific location.) (I'm from _____, in _____.)</p>
4. To express appreciation to HF for hosting PCV	<p>Kamusta man ang pangabuhì pangabuhì diri? (How's life here?)</p>	<p>Maayo nga nagbaton kamo sang Amerikano. (I'm glad you agreed to host an American.)</p>
5. To ask about family's condition	<p>Kamusta man ang mga _____ diri? tanum (plants grown)</p> <p>(How's planting/fishing here?)</p>	<p>Maayo man ang nagbaton kami diri. Masadya man kami diri. (Just fine. We're quite happy here.)</p> <p>Maayo man ang amon ani. (Our harvest was good.)</p>
6. To tell something about one's (family's) condition	<p>Okey lang. (Just okay/fine)</p>	<p>Maayo man ang nagbaton kami diri. kamo sang Amerikano diri sa inyo. (I'm glad you agreed to host an American in your house.)</p>

Adlaw-adlaw damo ang amon nga dakup (nga isda).
(We have a good catch everyday.)

Kun kis-a maayo ang ani, kun kis-a indi.
(Sometimes we have a good har rest, other times, no.)

Kun kis-a madamu nga isda, kun kis-a wala gid.
(Sometimes we have a good catch, other times, nothing at all.)

Sa _____ ang (part of the house).
tuo
(right)

wala
(left)

likod
(back)

(The _____ is on/at the right/
left/back.)

Diin ang (part of the house)
ninyo diri?
(Where is your _____ here?)

Magpahuway ka anay sa imo
kuwarto bago kita magkaon.
(You get some rest first before
we eat.)

Inì ang _____
imo kwarto.
(your room)

kusina
(kitchen)

banyo
(bathroom)

kasilyas
(toilet)

(This is your room/kitchen/
bathroom/toilet.)

Diin ang (part of the house)?
(Where is the _____?)

Magpahuway ka anay.
(You rest first.)

Magpahuway ka anay sa imo
kuwarto bago kita magkaon.
(You get some rest first before
we eat.)

(You get some rest first before
we eat.)

(You get some rest first before
we eat.)

(You get some rest first before
we eat.)

(You get some rest first before
we eat.)

(You get some rest first before
we eat.)

10. To excuse oneself
Sige makadto anay ako sa kwarto ko.
(Excuse me, I'll go to my room for a while.)

Sige. Mapahuway anay ako.
(Excuse me. I'm going to rest for a while.)

Sige. Diri ka lang anay.
(Okay/Excuse me.) I will leave you here for a while.)

Task 1.5 Making small talk about personal information

Advanced

Intermediate

Basic

1. To ask questions about personal information

a. Travel
Kapoy ka sa byahe mo?
(Are you tired from your trip?)

Pila ka oras and byahe halin sa Amerika?
(How long was the trip from States?)

Kamusta ang byahe mo?
(How was your trip?)

Pila ka oras ang byahe halin sa Training or conference site?
How long was your trip from _____?

Kasan-o/San-o ka pa nag-abot diri sa Pilipinas?
(When did you arrive here in the Philippines?)

Ano kadugay ka na diri?
(How long have you been here?)

Dugay ka na diri?
(Have you been here for long?)

Diin ka nag-tuon sang Ilonggo?
(Where did you study Ilonggo?)

Nag-tuon ka sang Ilonggo
(Did you study Ilonggo?)

Sin-o ang nagtudlo sa imo sang Ilonggo?
(Who taught you Ilonggo?)

Sin-o ang nagtudlo sa imo?
(Who taught you?)

	Kahibalo ka sang "Ilonggo"? (Can you speak Ilonggo?)	Kahibalo ka maghambal sang Ilonggo?/Naintyendihaan mo ang Ilonggo? (Can you understand Ilonggo?)	Damu ka na nahibal-an sa Ilonggo? (Do you know much Ilonggo now?)
	Kahibalo ka mag-Ilonggo? (Can you speak Ilonggo?)	Kahibalo ka mag-Ilonggo? (Can you speak Ilonggo?)	Kahibalo ka maghambal sang Ilonggo? (Can you speak Ilonggo?)
	Diin ka naga-istar? (Where do you live/stay?)	Diin ka naga-istar diri sa (barangay)? (Where do you live/stay here in (barangay)?)	Ano ang ngalan sang pamilya nga gina-istaran mo? (What's the name of the family you're staying with?)
d. Residence	Diin ka maistar? (Where will you live/stay?)	Diin ka maistar diri sa (barangay)? (Where will you live/stay here in _____?)	Ano ang gintu-an mo sa kolehiyo? (What did you study in college?)
e. Educational attainment	Ano ang natapos/nataposan mo? (What course did you finish in college?)	Ano ang gintun-an mo? (What course did you study (in college)?)	Ano ang "major" mo? (What is your "major"?)

Ano ang "major" mo sa kolehiyo?
(What is your "major" in college?)

Diin ka nag-"major"?
(What course did your major in (college)?)

Tugnaw/Malamig didto?
(Is it cold there?)

Tugnaw/Malamig 'to sa (State)?
(Is it cold (there) in _____?)

Naga-init man didto?
(Does it also get hot there?)

Ano ang panahon sa Amerika subong?
(What's the season/climate now in the States?)

Si/Sanday _____ ang mga maestra (o) ko sa (training site).
(_____, were my Instructors in _____.)

Si/Sanday _____ ang nagtudlo sa akon sang Ilonggo.
(_____, taught me Ilonggo.)

Huo, kahibalo ako.
(Yes, I can speak Ilonggo.)

Huo, kahibalo ako sang Ilonggo.
(Yes, I can speak Ilonggo.)

Huo, kahibalo ako maghambal sang Ilonggo.
(Yes, I can speak Ilonggo.)

Huo, dyutay lang.
(Yes, but only a little.)

Huo, pero dyutay lang.
(Yes, but only a little.)

Huo, damo na 'ko nahibal-an nga Ilonggo.
(Yes, I can speak Ilonggo very well now.)

Huo, nakaintiende ako./
Huo, naintiendihan ko.
(Yes, I can understand./Yes, I understand.)

Huo, kahibalo ako mag-Ilonggo.
(Yes, I can speak Ilonggo now.)

Huo, kahibalo na ako mag-Ilonggo.
(Yes, I can speak Ilonggo now.)

Ano ang panahon didto sa inyo
(What's the season now in your place?)

Naga-init man didto?
(Does it also get hot there?)

Ano ang panahon sa Amerika subong?
(What's the season/climate now in the States?)

Si/Sanday _____ ang mga maestra (o) ko sa (training site).
(_____, were my Instructors in _____.)

Si/Sanday _____ ang nagtudlo sa akon sang Ilonggo.
(_____, taught me Ilonggo.)

Huo, kahibalo ako.
(Yes, I can speak Ilonggo.)

Huo, kahibalo ako sang Ilonggo.
(Yes, I can speak Ilonggo.)

Huo, kahibalo ako maghambal sang Ilonggo.
(Yes, I can speak Ilonggo.)

Huo, dyutay lang.
(Yes, but only a little.)

Huo, pero dyutay lang.
(Yes, but only a little.)

Huo, damo na 'ko nahibal-an nga Ilonggo.
(Yes, I can speak Ilonggo very well now.)

Huo, nakaintiende ako./
Huo, naintiendihan ko.
(Yes, I can understand./Yes, I understand.)

Huo, kahibalo ako mag-Ilonggo.
(Yes, I can speak Ilonggo now.)

Huo, kahibalo na ako mag-Ilonggo.
(Yes, I can speak Ilonggo now.)

d. Residence	Sa (address.) (In/ At _____.)	Naga-istar ako sa (address). (I live in/at _____.)
	Diri sa (name of town/ barangay.) (Here in _____.)	Maistar ako sa (address). (I will live/stay in/at _____.)
	Didto. (Over there.)	
e. Educational Attainment	(Course/degree.) (course majored in)	(Course/degree and natapos ko. (I finished _____.) (course majored in) and "major"/ "ginamajor" ko. (I majored in (course majored in).) _____ ang "major"/ "ginamajor" ko sa college. I majored in _____ in college.)

Task 1.5

Making small talk about personal information

Competencies

Basic

Intermediate

Advanced

1. To respond to questions on personal information

a. Travel

Maayo.
(Fine.)

Maayo man.
(It was just fine.)

Okey lang.
(It was just fine.)

Kakapoy.
(It made me tired.)
(Tiring.)

(number) ka oras.
() hours.)

(number) ka oras ang byahe
(The trip took _____ hours.)

(number) ka oras ang byahe
halin sa (training/conference
site.)
(It's _____ hours of travel
from _____.)

b. Length of stay
in the Philippines

Indi. (no.) ka adlaw/semana/
bulan pa lang.
(No. I've been here for
only _____ days/week
months.)

Indi. (no.) ka adlaw/semana/
bulan pa lang ako diri.
(No. I've been here for only
_____ days/weeks/months.)

c. Language
learned

Huo, nagtuon ako.
(Yes, I studied.)

Huo, nagtuon ako sang Ilonggo.
(Yes, I studied Ilonggo.)

Sa (training site.)
(In/At _____.)

Nagtuon ako sang Ilonggo sa
(training site.)
(I studied Ilonggo in/at _____.)

e. Place of origin
(temperature/
Climate)

Huo, malamig/tugnaw didto.
(Yes, it's cold there.)

Huo, malamig/tugnaw sa (State).
(Yes, its' cold (there) in
_____.)

(Season) subong.
(It's _____ now.)

(Season) subong sa Amerika.
(It's _____ now in the
States.)

Nag-abot ako diri sang (date).
(I arrived here last _____.)

(Season) didto subong sa amon.
(It's _____ now in our place.)

_____ ang panahon subong sa amon. (It's _____ now in our place.)

Task 1.6 Informing host family about intention of stepping out

1. To express one's intention to leave

Malakat anay ako. (I'm going out for a while.)

May kadtuan ako. (I'm going somewhere.)

May kadtoan ako (I'm going somewhere this morning.)

May kadtoan ako ini nga hapon. (I'm going somewhere this afternoon.)

May kadtoan ako ini nga gab-i. (I'm going somewhere tonight.)

2. To ask where one is going

Diin? (Where?)

Diin ang kadto mo? (Where are you going?)

Diin ka makadto? (Where are you going?)

3. To state where one is going

Sa (destination) (To _____.)

Dira lang. (Just there.)

Dira lang sa gwa. (Just outside.)

Makadto lang ako sa (destination). (I'm just going to _____.)
Makadto ako sa balay ni (name of person).

Kadtoan ko si (name of person.) (I'm going to _____'s house.)

4. To ask about one's purpose for leaving

Ano ang himuon mo? (What are you going to do there?)

Ano ang himuon mo sa (place). (What will you do in _____?)

Nгаа kinahanglan magkadto ka didto?
(Why do you need to go there?)

Nгаа makadto ka dito?
(Why are you going there?)

Tan-awon ko ang amon proyekto/trabaho sa (site of assignment).
(I'm going to take a look at our project.)

Bisitahon ko si (name of person)
(I'm going to visit _____.)

Bisitahon ko ang amigo/amiga ko.
(I'm going to visit my friend.)

5. To state one's purpose for leaving

Task 1.7 Explaining PCV project assignment to the local community

Competencies

1. To ask about PCV's project

Ano ang proyekto mo?
(What is your project?)
Ano ang ginaplano mo nga himuon?
(What do you plan to do?)

Ano ang plano mo?
(What is your plan?)

Ano ang ginaplano mo?
(What do you plan to do?)

Ano ang ginaplano mo nga himuon?
(What do you plan to do?)

Ano ang ginaplano mo nga proyekto sa "site" mo?
(What project do you plan to do at your site?)

Advanced

Intermediate

Basic

2. To state name of project

(Name of project) ang proyekto ko.
(My project is on _____.)

(Name of project) ang proyekto ko.

(My project is on _____.)

	Maobra ako sang (project). (I'll be making a _____.)	Gusto kong mag-obra sang (project). (I would like to make a _____.)
	Parti sa (name of project) ang proyekto ko. (My project is on _____.)	Plano ko nga maghimo sang (project). (I plan to make a _____.)
3. To ask how project will address needs of the community	Para sa ano 'na/'to? (What's that (project) for?)	Ano ang mabulig sina/sadto sa mga tawo? (How can that be of help to the people?)
	Para sa ano ang (name of project)? (What's _____ for?)	Ano nga bulig ang mahatag sina/ sadto sa mga tawo? (What help can it give to the people?)
4. To state how project will address needs of the community.	Dugang pa nga pangita ini nila. (This is additional income to them.)	Dugang ini sa ila nga pangita sa adlaw-adlaw (This is additional income to their daily earnings.)
	Mas maayo ang ani para sa mga mangunguma. (The farmers will have a better harvest.)	
	Mas damo nga dakup (nga isda) para sa mga mangingisda. (The fishermen will have a bigger catch.)	
5. To ask about PCV's role in the project	Ano ang himuon mo sa (name of project)? (What will you be doing in the (name of project)?)	

Ano ang trabaho mo sa ini/ina nga proyekto?
(What is your role in this/that project?)

6. To state PCV's role in the project
Mabulig ako sa mga mangunguma?/ mangingisda?
(I will be helping the farmers/fishermen.)

Matanum kami sang mga (seeds).
(I will be planting _____.)

Mamiting ako sa mga maestra/maestro diri.
(I will be meeting with the teachers here.)

Mahimo kami sang (e.g. artificial reef).
(We will be making _____.)

Mabulig ako nga magpangita sang (e.g. libro, pondo).
(I will help look for/find (e.g. books, funds.)

Task 1.8

Expressing humor

Competencies

Basic

1. To tell a joke

May "joke" ako.
(I have a joke.)

May ara ako nga "joke".
(I have a joke.)

Pamati.
(Listen.)

Maria :
Bal-an mo kung ano ang bulong sa puniggod?

(Do you know what's the remedy for pimples?)

Intermediate

May na nagbal-an ako nga maayo nga joke.
(I know of a good joke.)

May nabal-an nga kaladlawan nga joke.
(I know of a funny joke.)

Advanced

HILIGAYNON

Core Competencies

Topic No. 2 Task 2.1

Language to Manage Learning Identifying language to be used in communication

<u>Competencies</u>	<u>Basic</u>	<u>Intermediate</u>	<u>Advanced</u>
1. To state level of ability to speak target language	Indi ako kahibalo mag-hiligaynon. (I don't know how to speak Hiligaynon.) Kahibalo ako sang Hiligaynon. (I know how to speak Hiligaynon.)	Indi ako kahibalo masyado mag-Hiligaynon. (I don't speak Hiligaynon very well.) Kahibalo ako pero dyutay lang. (I know fHiligaynon but just a little.)	
2. To state level of ability to understand target language.	Naintindihan ko ang iban. (I can understand some.)	Dyutay lang ang nahibal-an ko. (I know just a little.) Dyutay lang ang naintiendihan ko. (I can understand just a little.)	Indi ako ka intiende masyado. (I don't understand (TL) ver y well.)

Task No 2.2.

Making requests about manner of speech

1. To ask someone to repeat	Palihog liwat. (Please repeat.) Ano (What?)	Palihog liwat abi. (Please repeat.) Ano ang ginhambal mo? (What did you say?)	Palihog liwat ang ginhambal mo? (Please repeat what you just said.)
2. To ask someone to pause/stop speaking for moment.	Hulat/ Anay. (Wait a minute.)	Anay, hinay lang. (Wait, please slow down.)	Palihog hinay-hinay lang. (Please slow down.)

Task 2.3

Eliciting Meaning in TL

Competencies

1. To ask for meaning (definition/explanation)

Basic

Ano ang (English word)?
(What is _____?)

2. To state meaning definition/explanation

(meaning)

3. To ask how to say something in Target Language

Ano sa Ilonggo ang (English word)?
(What is _____ in Ilonggo?/
How do you say _____ in Ilonggo?)

4. To state how to

(Ilonggo word)

5. To ask for appropriateness of certain expressions in given situations

Husto/Eksakto (bala)?
(Is it correct?)

Intermediate

Ano ang gusto hambalon sang (English word)?
(What does _____ mean?)

Ano ang gusto mo hambalon?
(What do you mean?/What are you saying?)

Gusto ko hambalon.....
(What I mean is

Paano maghambal sang (English word) sa Ilonggo?
(How do you say _____ in Ilonggo?)

(Ilonggo word) ang English sa Ilonggo.

(_____ is _____ in Ilonggo.)

(Ilonggo word) ini sa Ilonggo.
(It's _____ in Ilonggo.)

Husto ang ginhambal ko?
(Did I say it right?)

Paano ako amghambal sini sa Ilonggo?
(How do I say this in Ilonggo?/
How will I say this in Ilonggo.)

Advanced

Task No. 2.4. Ensuring Communication is clear

<u>Competencies</u>	<u>Basic</u>	<u>Intermediate</u>	<u>Advanced</u>
1. To state lack of understanding	Indi ko makuha. (I can't understand/get it.)	Indi ko maintiendihan ang ginahambal mo. (I don't understand what you're saying.)	
	Indi ko maintiendihan. (I don't understand.)		
	Indi ko ikaw maintiendihan. (I don't understand you.)		
2. To state confusion	Nagalibug ang ulo ko. (I'm confused.)	Nalibugan ako sa imo. (You're confusing me.)	
3. To confirm understanding	Maintiendihan ko. (I understand.)	Maintiendihan ko na ikaw. (I understand you now.)	Maintiendihan ko (na) ang ginahambal. (I understand what you're saying (now).)

Topic No. 3
Task 3.1.

Food
Finding out about (new) food

Competencies	Basic	Intermediate	Advanced
1. To ask name of food	Ano ini/ina/ato?	Ano ang tawag sini/sina./sadto? (What's this/that/that?)	(What do you call this/that/that?)
2. To state name of food	(Name of food)	Ano ang ngalan sini/sina/sadto? (What's this/that/that called?)	(Name of food) ang tawag diri/dira dito.
3. To ask about taste of food	Ano ang sabor? (What's the taste?)	Ano ang sabor sini/sina/sadto? (What does it/that taste like?)	Ano ang sabor sang pagkaon? (What is the taste of the food?)
4. To describe taste of food	(taste adj.) ini/ina/adto.	(This/That/That _____.)	
	matam-is (sweet)		
	maasin (salty)		
	maaslum (sour)		
	makahang (spicy)		
	malas-ay (bland)		

5. To ask how food is prepared Paano magluto sini? (How is this cooked?) Paano ka magluto sini? (How do you cook this?)

6. To describe how food is prepared

a. Method

Prito
(Deep fried.)

Ginaprito
(It's deep fried.)

Laga
(Boiled)

Ginalaga.
(It's boiled.)

b. Temperature

Initon mo.
(Heat it.)

Mas manami! kon mainit.
(It's better if it's served hot.)

c. Form

Hilaw lang.
(Raw.)

Ginaluto ang _____,
(The _____ is cooked.)

Ginaluto ini.
(This is cooked.)

d. Consistency

Masebo.
(It's oily/greasy.)

Masarsa.
(It has plenty of sauce.)

Masabaw.
(It has too much broth/water.)

Mala.
(There's no broth.)

e. Parts

May tambok kag unod.
(There's meat and fat.)

Tul-an.
(Bones/Joints.)

May (ingredients.)
(There's _____.)

May dugang nga (ingredients.)
(_____ is added.)

Himu sa (name of ingredient).
(It's made of _____.)

f. Ingredients

Task 3.2.

Finding out how to eat new food

1. To ask manner
of eating food

Paano ini/kaonon?
ina/ato
(How do you eat this/that?)

Paano mo ini/kaonon?
ina/ato
(How do you eat this/that?)

2. To describe/
explain manner of
eating food

Hiwaon (mo).
(Cut it.)

Ginahiwa ini.
(It's cut (into pieces).)

Panitan (mo).
(Peel it.)

Ginapanitan ini.
(You peel it (the skin off).)

Kuhaan mo sang lisu.
(Remove the seed.)

Task 3.3.

Offering/Responding to an offer of (new) food

1. To offer food

Kuha (ka).
(Get some. Have some.)

Kuha ka (pa).
(Get/Have some (more).)

Kuha na.
(Have/get some.)

Tilawan mo ini.
(Taste this. Try it.)

Kuha pa.
(Have some more.)

2. To respond to offer of food by accepting

Sige.
(Okay.)

Salamat.
(Thank you.)

3. To respond to offer of food by refusing

Salamat lang.
(No, thank you.)

Karon na (lang).
(Later on, thanks.)

4. To state reason for refusal

Busog ako.
(I'm full.)

Sige, busog pa ako.
(Thanks, I'm still full.)

Indi na ako. *Formal
(No more, thanks.)

Bag-o lang ako tapos kaon.
(I've just eaten.)

Bag-o pa gid lang ako katapos.
(I've just finished (eating).)

Lain ina sa akon.
(It's not good (for me).)

5. To encourage/insist that someone try food offered

Kuha pa.
(Have/Get some more.)

Kaon pa.
(Eat some more.)

Kaon na.
(C'mon, eat.)

Lain sa akon ang (food).
(_____ is not good for me.)

Kuha ka pa.
(Have/Get some more.)

Kaon ka pa.
(Eat some more.)

Indi ka mahuya.
(Don't be shy (to get some more).)

Task 3.4

Preparing food

1. To ask about need for food/drink

Gutom ka?
(Are you hungry?)

Indi na lang, busog pa ako.
(Don't bother, I'm still full.)

Wala ako nagakaon sang (name of _____).
(I don't eat _____.)

Dyutay lang ang ginakuha mo.
(You didn't get/have enough.)

Ano ang gusto mo nga kaanon/inumon.
(What would you like to eat/to drink?)

Nauhaw ka?
(Are you thirsty?)

Gusto mo sang ilimnon?
(Would you care for something to drink?)

Ano ang gusto mo?
(What do you like/want?)

Gutom ako.
(I'm hungry.)

Nagutom ako.
(I'm hungry./I feel hungry.)

2. To state need for food/drink

Nauhaw ako.
(I'm thirsty.)

Gusto ko sang (name of food).
(I like/want _____.)

Gusto ko magkaon/mag-inom.
(I want to eat/drink.)

Gusto ko magkaon/mag-inom sang (name of the food).
(I'd like to eat/drink _____.)

Ano 'ni diri?
(What's in it?)

Ginabutangan mo ini sang (name of ingredient).
(Did you put _____ in it?)

3. To ask about ingredients needed

May (name of ingredient) ini?
(Does this have _____?)

Ano ang mga panakut sini?
(What are the ingredients of this?)

Topic No. 4
Task 4.1

Shopping
Locating sources of needed items

Competencies

1. To ask source of needed item

Basic

Diin may (needed item)?
(Where can one find _____?)

May (needed item) bala sa (place)?
(Is there _____ in _____?)

2. To state source of needed item

Diri/Dira/Didto lang.
(Just here/there/there.)

Siguro sa (name of source).
(Maybe in/at _____.)

Basi sa (name of source).
(Maybe in/at _____.)

Intermediate

Diin pwede makabakal sang (needed item)?
(Where can (I) buy _____?)

May tindahan bala sang (needed item) diri?
(Is there a store (here) which sells _____?)

Basi may ara sa (name of source).
(There might be (some) in/at _____.)

Advanced

Diin bala pwede makabakal sang (needed item)?
(Where can I buy _____?)

Task 4.2

Selecting items

1. To ask what item is needed

Ano ginapangita mo/ninyo?
(What are you looking for?)
(Can I help you? (idiomatic))

Ano ang kinahanglan mo/ninyo?
(What do you need?)

Ano ang gusto mo/ninyo.
(What do you want?)

Ano ang ginapangita ninyo, Misis/Mister.
(What are you looking for, Mrs./Mister?)

Ano ang gusto/Kinahanglan ninyo, Misis/Mister?
What do you want/need, Mrs./Mister?)

2. To state what item is needed	Pabakla ako sang (needed item). (May I buy _____?)	Patan-aw a abi ake sang inyo (item) (Let me see your _____?)	Pabakla ninyo abo ako sang (needed item). (Let me buy (some) _____.)
	May (needed item) kamo? (Do you have _____?)	Pwede nga makita ang (item) ninyo? (Can I see your _____?)	Gusto ko tani mabakal sang (needed item).
3. To ask preferences about needed items	Ano nga kolor? "size" (What color/size, etc.)	Ano nga kolor ang gusto mo? (What color do you like?)	
4. To state preferences about needed items	May (color/size)? (Is there ___?)	Gusto ko (kolor/size, etc.) (I'd like _____.)	
5. To ask where an item is located within a market area or store	Diin ang (location)? (Where's the ___?)	Diin diri ang (location)? (Where's the ___ here?)	
6. To give directions within a market area	Sa (location). (In/At _____.)	Didto sa (location), tupad sang (location). (There in/at _____ beside the _____.)	
	Tupad sang (location). (Beside the _____.)		

Task 4.3

Determining Price

Competencies

Basic

1. To ask price

Tagpila?
(How much?)

Tagpila ini/ina/ato?
(How much is this/that/that?)

2. To state price

(P _____ pesos.)
(P _____ pesos.)

(P _____ na lang.)
(Only _____ pesos.)

3. To complain about price

Kamahal!
(It's expensive!)

4. To negotiate a bargain

Wala ayo?
(Is there no discount?)

Wala na gid ayo?
(Is there no discount?)

5. To insist on original price

Wala na sang buhin/ayo.
(There's no more discount.)

6. To agree to a price

Sige na lang.
(Alright.)

Intermediate

Tagpila ang (quantity) nga (item)?
(How much is _____ of _____?)

P _____ pisos ang (quantity)
(_____ is _____ pesos.)

P _____ pisos na lang.
(Only/Just _____ pesos.)

Abaw, kamahal man!
(It's too expensive!)

Sobra kamahal man na.
(That's too expensive.)

Pwede 'ka ayo?
(Can I get a discount?)

Indi na 'na pwede ayo-an.
(The price can't be reduced further.)

Sige, bwena mano na lang.
(Okay, special price for the first customer of the day.)

Advanced

P _____ pisos na lang sa imo
(For you, just _____ pesos.)

Ihatag ko na lang sa imo sang
P _____ pisos.
(I'll just give it to you for _____ pesos.)

Abaw, kamahal man sang baliqya mo?
(Your goods are too expensive!)

Wala na gid ayo ina?
(Is there no discount?)

P _____ pisos na lang ini ba la?
(C'mon, just _____ pesos for this (one).)

Sige, (P ____).
(Okay, ____ pesos.)

Sige, basta ikaw.
(Alright, just for you.)

7. To disagree with price and not make purchase

Kamahali! Indi na lang.
(It's too expensive, never mind/ don't bother.)

8. To pay

Ari bayad, o.
(Here's the payment.)

Ari ang bayad ko Miss.
(Miss, here's my payment.)

9. To ask for change (If purchase is made)

Kambyo ko?
(My change?)

Ang kambyo ko abi/lihug.
(My change, please.)

Miss, may kambyo pa ako sa P ____
(Miss, I still have some change from the ____.)

10. To identify incorrect change and ask for correct amount

Kulang ini.
(It's not enough.)

Kulang bala ang kambyo mo.
(You didn't give me enough change.)

Kulang ang kambyo mo.

11. To ask for a receipt

Resibo ha?
(The receipt, please?)

Pangayo sang resibo, ha?
(Let me have the receipt, please?)

Tagaan mo ako sang resibo, pwede?
(Could you (please) give me a receipt?)

12. To give a receipt

Ari diri, o.
(Here it is.)

Ari diri ang resibo mo.
(Here is your receipt.)

Ari diri ang resibo sang ginpamakal mo.
(Here's the receipt for the goods you've bought.)

HILIGAYNON
Core Competencies

Topic No. 5
Task 5.1
Transportation
Taking local transportation

Competencies

1. To state desired local destination

2. To ask best type of transportation

3. To state best type transportation

4. To ask location of pick up points for local transportation

Basic

Sa (desired destination).
(To _____.)

Ano ang sakyan ko?
(What (means of) transportation will I take?)

(Means of transportation)

Mag - (means of transportation) ka.
(Take a _____.)

Diin ako makasakay?
(Where will I get a ride?)

Diin ang paradahan sang dyip?
(Where's the jeepney station?)

Intermediate

Makadto ako sa (desired destination).
(I'll go to _____.)

Ano ang maayo nga sakyan pa (desired destination)?
(What's the best (means of) transportation to take to get to _____?)

Magsakay ka sa (means of transportation).
(Take a _____.)

Diin ako makuha sang salakyan?
(Where will I get a ride?)

Diin ang sakyan sang dyip diri?
(Where's the jeepney stop here?)

Advance

Gusto ko makadto sa (desired destination).
(I would like to go to _____.)

Pwede nga lakton halin diri pa (desired destination)?
(Could one walk to _____ from here?)

Wala sang dyip didto.
Kinahanglan nga mag- (means of transportation) ka.
(There are no jeepneys there. You need to take _____.)

Diin maayo maghulat sang salakyan diri?
(Where is the best place to wait for a ride here?)

5. To state location of pick up point
Sa banwa.
(In town.)
Sa may (location).
(Near the _____.)
Sa wala/tuo sang (location).
(To the left/right of _____.)
6. To ask for route of vehicle
Diin ini.
(Where is this (vehicle) going?
Where does this vehicle pass?)
Diin ini maagi?
(Where does this (vehicle) _____?)
Maagi ini sa (name of place)?
(Will this pass by/through _____?)
7. To state route of vehicle
Sa (route/destination).
(In/At/Through _____.)
Indi ini maagi sa (route/direction).
(This won't pass through _____.)
8. To state destination if not already stated
Sa (destination) ako.
(In/At _____.)
Sa (destination) ako manaog.
(I'll get off at _____.)
9. To ask fare
Pila ang plete?
(How much is the fare?)
Pila asta sa (destination).
(How much is it up to _____?)
10. To state fare
P _____
(It's P _____ up to _____.)
11. To ask for change back
Kambyo ko, palihog?
(Change, please?)
Tiyo/Manong ang akon kambyo?
(My change please, Mister?)
12. To ask where to get off for a given destination
Diin ako manaog?
(Where do I get off?)
Diin ang panaugan?
(Where does one get off?)
Diin ang panaugan para sa (destination)?
(Where does one get off in/at _____?)
13. To state where to get off for given destination
Diri/Dira lang.
(Just/Here/There.)
Sa kanto.
(At the corner.)
Dira na lang
(Here.)

14. To ask the driver to stop vehicle

Para.
(Stop.)

Sa lugar lang.
(Pull over) at the side.)

Lugar lang.
(Pull over) at the side.)

Sa kanto lang ako manaog.
(I'll get off at the corner.)

Task No. 5.2.

Taking a trip

1. To state destination out of town

Mapa (destination) ako.
(I'm going towards/to _____.)

Gusto ko nga magkadto sa (destination).
(I'd like to go to _____.)

2. To ask best type of transportation to take

Pwede mag-(means of transportation) sa (destination)?
(Can one take a _____ to _____?)

Ano ang maayo nga sakyán pa (destination)?
(What's the best (means of) transportation in going to _____?)

3. To state best type of transportation to take

Bapor.
Eroplano.
etc.
(Boat/Ship, Airplane, etc.)

Kinahanglan mag-bapor ka.
(You need to take the boat/ship.)

4. To ask location of transportation center

Diin ang terminal?
(Where's the terminal?)

Diin ang istasyon sang bus?
(Where is the bus station?)

Diin ang piyer.
(Where's the port/pier?)

5. To state location of transportation center

(see gambits in Task No. 5 nos. 5&13)

Pwede ka nga mag-bapor o mag-eroplano.
(You can take the boat or the plane.)

6. To ask destination

Diin ka makadto?
(Where are you going?)

Diin mo gusto magkadto?
(Where do you want to go?)

7. To ask the schedule of service to stated destination or length of trip	Adlaw-adlaw? (everyday?)	Ano oras ang halin/abot sang bus? (What time does the bus leave/arrive?)	Ano kadugay ang byahe halin diri asta sa (destination)? (How long is the trip from here to _____?)
8. To state schedule of trip	Alas-onse. (Eleven o'clock.)	Ano ang oras ang una nga byahe? (What time is the first trip?)	Sa oras bala mag-abot/maghalin ang bus? (Does the bus arrive/leave on time?)
8. To state schedule of trip	(time)	Nagahalina sang (time). (It leaves at _____.)	Nagahalina ang bus sang (time) kag nagaabot sang (time). (The bus leaves at _____ and arrives at _____.)
Mga (time). (Around _____.)	Nagabot sang (time). (It arrives at _____.)	Pila ka oras ang (destination/trip). (How long is the trip?)	
9. To ask distance of trip	Malayo bala diri? (Is it far from here?)	Pila ka oras/kilometro asta sa (destination)? (How many hours/kilometer is it to _____?)	
10. To state distance of trip	Malapit lang. (It's just near (here).)	Ano kalayo ang (destination)? (How far is _____?)	
10. To state distance of trip	Mga (number) ka kilometro/oras. (Around _____ kilometer/hours.)	Malayo, siguro mga (number) ka oras/kilometro. (It's far, maybe about hours/kilometer.)	

- | | | |
|---|--|---|
| 11. To ask if ticket is to be one-way or round trip | "One way"? Balikan?
(One way? Round trip?) | Gusto mo ang _____ ticket?
(Would you like a _____ ticket?) |
| | | Ano ang gusto mo nga ticket _____ o _____?
(What ticket would you like, _____ or _____?) |
| 12. To ask payment procedure (when/ who to pay) | Diin mabayad?
(Where will I pay?) | Diin
Kay sin-o ako mabayad
San o
(Where
To whom will I pay?
When |
| 13. To state payment procedure | Sa konduktor, etc.
(To the conductor, etc.) | Sa konduktor ang bayad.
(The fare is given to the conductor.) |
| | Diri, etc.
(Here.) | Sa drayber ang bayad/plete.
(Pay to the driver.) |
| | | Didto ka mabayad sa kahero.
(You pay to the cashier.) |

HILIGAYNON
Core Competencies

Topic No. 6
Task 6.1
Health
Getting medical help

<u>Competencies</u>	<u>Basic</u>	<u>Intermediate</u>	<u>Advanced</u>
1. To state that one is sick	Galingin ulo ko. (I feel dizzy.)	Daw sa may sakit ako. Daw sa may sip-on ako. (I think I'm sick./I think I have a cold.)	Lain ang pamatyag ko kay may hilanat ako. (I'm not feeling well because I have a fever.)
2. To state body part that hurts	Napilas ako. (I'm wounded.)	Daw sa hilantan ako. (I think I'm coming down with a fever.)	Masakit ang akon ulo kay wala 'ko tulog. (My head hurts due to lack of sleep.)
3. To state need for help	Masakit ang ulo ko. (My head hurts./I have a headache.)	Kinahanglan ko ang imo bulig. (I need your help.)	Pwede mo ako nga buligan? (Can you please help me?)
4. To state need for supplies/assistance	Buligan mo ako. (Help me.)	Buligan mo abi ako. (Please help me.)	Kinahanglan mag-inom ako sang bulong. (I need to take (some) medicines.)

	<p>May aspirin ka? (Do you have (some aspirin)?)</p>	<p>Gusto ko magpa-ospital. (I want to go to the hospital.)</p>	<p>Kinahanglan magkadtō ako sa doktor. (I need to (go) see a doctor.)</p>
	<p>Gusto ko sang aspirin. (I want (some) aspirin.)</p>		<p>Kinahanglan ko sang aspirin para sa sakit sang akon ulo. (I need (some) aspirin for my headache.)</p>
	<p>Kinahanglan ko sang aspirin. (I need (some) aspirin.)</p>		
<p>5. To ask where medical help can be obtained</p>	<p>Diin ang botika? (Where's the drugstore?)</p>	<p>Diin diri may ospital? (Where can I find a hospital here?)</p>	
	<p>Sa banwa. (In town.)</p>	<p>Malapit diri ang ospital? (Is the hospital near here?)</p>	
<p>6. To state where medical help can be obtained</p>	<p>Malapit sa simbahan. (Near the church.)</p>		
<p>7. To ask directions to a medical facility or service</p>	<p>Diin ang balay sang doktor? (Where's the doctor's house?)</p>		
	<p>Diin ang ospital? (Where's the hospital?)</p>		
<p>8. To ask for availability of medical help/service</p>	<p>Si Dr. Reyes? (Is Dr. Reyes in?)</p>	<p>Ara' da si Dr. Reyes? (Is Dr. Reyes in?)</p>	
		<p>My pasyente sa sulod? (Is there a patient inside?)</p>	

Pwede bala si Doctor subong?
(Is the doctor available?)

Sa Ospital si Dr. Cruz subong.
(Dr. Cruz is in the hospital now /
today.)

Wala sa klinika si Dr. Cruz subong
(Dr. Cruz has no clinic schedule
today.)

Karon pa maabot si Doktor Cruz.
(Dr. Cruz is coming in later.)

Indi mag-abot si Doktor subong.
(The doctor is not coming today.)

9. To state
availability/
inavailability of
medical help/
service

Ari diri.
(He's here/inside.)

Sa sulod.
(Inside.)

Huo/Wala pa.
(Yes/Not yet.)

May pasyente pa.
(There's still a patient inside.)

H I L I G A Y N O N (I L O N G G O)

GLOSSARY

ACKNOWLEDGEMENT

Sincere thanks go to Dr. Arthur Crisfield, Training Officer, who initiated the development of a glossary for use by Peace Corps Volunteers at Pre-Service Training; Language Coordinators Yda Liongson and Betchie Jabson who headed the first group that worked on the glossaries; Tony Ordiz and Fe Quijano, Language Coordinator and Assistant Language Coordinator respectively, for the Language Materials Development Project who continued to refine the work; Lynn Vista who developed this Hiligaynon/Ilonggo glossary; and other Peace Corps Staff who have contributed to the making of this material.

PAZ B. MEMAN
Language Specialist
April 1990

EXPLANATORY NOTES

The words appearing in this glossary are based on the Core Competencies used at Pre-Service Training. However, other relevant vocabulary has been included for PCVs' continuing language study at their sites.

Abbreviations used are the following:

N	Noun
V	Verb
ADV	Adverb
ADJ	Adjective
P	Pronoun
C	Conjunction/Connector
Q	Question Word
PA	Particle
EX	Expression
PP	Preposition
PV	Pseudo Verb
A-F	Actor Focus
L-F	Locative Focus
I-F	Instrumental Focus
B-F	Benefactive Focus
IMP	Imperative
INF	Infinitive
Var	Variant

As a guide to proper pronunciation, accent marks are used to indicate which syllable or syllables are to be stressed.

An acute accent (') is used to mark the strongest stress in the word while the circumflex accent (^) is used when the final syllable is stressed and at the same time has a glottal stop.

The appendix contains a list of all roots of the verbs found in the glossary.

abogado	(N)	lawyer
abot (2)	(N)	arrival
Abril	(N)	April
adlaw	(N)	sun/day
adlaw-adlaw	(ADV)	everyday
adobo	(N)	meat cooked in vinegar, pepper, corn, soy, sauce, garlic & etc.
aga	(ADV)	moming
Agosto	(N)	August
agtang	(N)	forehead
aguy	(EX)	ouch
ahos	(N)	garlic
ako	(P)	I
akon	(P)	my, mine
algodon	(N)	cotton
alimango	(N)	crab
alimasag	(N)	a species of crab; a crab with speckled shell
amargoso	(N)	bitter melon
amay	(N)	father
ambut	(EX)	"I don't know"
Amerikano	(N)	American (person)
amigo	(N)	friend; buddy
amimiluk	(N)	eyelash (es)
aminhan	(N)	north
amon	(P)	our; ours (exclusive)
anay	(PA)	first; before anything else
andam	(V)	take care/careful (IMP)
ang		singular subject marker for non-personal names
ani	(N)	harvest; produce
ano	(Q)	what
anum	(ADJ)	six
anyos	(N)	years
apat	(ADJ)	kwatro
apelyido	(N)	last name; surname
apo	(N)	grandchild
ara dira	(EX)	(in) there, location
ara diri	(EX)	it is here
Arabyano	(N)	Arabian (person/s); Arabian language
aranghita	(N)	orange
aritus	(N)	earring/s
arroz caldo	(N)	porridge cooked with spring onions, ginger and chicken
artista	(N)	artist; actor/actress; performer
asawa	(N)	wife, husband

asin	(N)	salt
asul	(ADJ)	blue
atis	(N)	sugar apple; custard apple
ato	(P)	that
ato didto	(EX)	it's there (yonder)
aton	(P)	our; ours (inclusive)
atubangan	(N)	in front of; across the
ayu	(N)	discount; bargain
bâbâ	(N)	mouth
babay	(EX)	goodbye
babayi	(N)	female; girl
baboy	(N)	pig; pork meat
bagatnan	(N)	south
bag-o	(ADJ)	new (as in objects); recent; unfamiliar
bago (2)	(C)	before
baka	(N)	cow; beef
bakal	(N)	buy (IMP)
balagay	(N)	winged beans
balatong	(N)	string beans
balay	(N)	house; home
baligyaan	(N)	a place where one buys
balik	(S)	return; go back (IMP)
balikan	(S)	to go back (INF); go back (IMP)
balikawang	(N)	hip/s
balita	(N)	news
balita (2)	(N)	bring/tell the news
bana	(N)	husband
banwa	(N)	town; nation
banyo	(N)	bathroom, also comfort room
bapor	(N)	ship; freighter
barangay	(N)	small community; village
barato	(ADJ)	inexpensive
barbero	(N)	barber
baroto	(N)	boat; banca
basâ	(ADJ)	wet; soaked
basî	(PA)	a particle which expresses uncertainty
baso	(N)	drinking glass
basta	(EX)	as long as
batâ	(N)	child; baby
batâ (2)	(ADJ)	young, as in person
bata (4)	(N)	robe
batiis	(N)	leg
bato	(N)	rock; stone
batyag	(N)	feeling; sense
bayabas	(N)	guava
bayaw	(N)	brother-in-law; sister-in-law
bayaw (2)	(S)	elevate; lift
bayû	(N)	woman's dress; clothing
bayu (2)	(S)	box; maul; pound (IMP)

berde	(ADJ)	green
beses	(N)	frequency
beynte	(ADJ)	twenty
bibig	(N)	lip(s)
bihon	(N)	rice noodles
bili	(N)	price; cost
bintana	(N)	window
bisan	(C)	even
bisan ano	(N)	anything; whatever
bisita	(N)	visitor; guest
bisitahon	(V)	will be visited by (D-F)
biskwit	(N)	biscuit
Biyernes	(N)	Friday
botika	(N)	drugstore; pharmacy
bubungan	(N)	roof var. atup
buena mano	(N)	"first customer"
bug-at	(N)	weight; heaviness
bug-at (2)	(ADJ)	heavy
bugas	(N)	uncooked rice
bugkus	(N)	a bunch; a bundle
bugtaw	(V)	wake up
bugtaw (2)	(ADJ)	awake
buhi	(ADJ)	alive
buhi (2)	(V)	set free
buhin	(V)	lessen; decrease
buhok	(N)	hair
bulak	(N)	flower; cotton fiber
bulan	(N)	month; moon
bulan-bulan	(ADV)	every month; monthly
buli	(N)	buttocks
bulig	(V)	help; aid; assistance
bulig (2)	(N)	help; aid; assistance
buligan	(V)	to help; to assist (INF)
bulong	(N)	medicine; cure; treatment
Bumbay	(N)	Indian (person/s); Indian language
buol	(N)	heel
busog	(ADJ)	full, as in a full stomach
buwas	(ADV)	tomorrow; next day
byahe	(N)	journey; trip; travel
daan	(ADJ)	old, as in objects; worn-out; stale, as in bread
dagat	(N)	sea, ocean
dahon	(N)	leaf
dala	(N)	package; load; things being carried
dalaga	(N)	an unmarried woman ¹
dalan	(N)	street; road; path
dali lang	(EX)	"just a minute"; "wait"
dapa-dapa	(N)	sole of the feet
daw sa	(EX)	as if; like; seem; similar to

delargo	(N)	pants (long)
dentista	(N)	dentist
didto	(P)	over there, far from both speaker and listener
diin	(Q)	where, used for asking location and direction
diin (2)	(C)	which
dila	(N)	tongue
dingding	(N)	wall of building
dira	(P)	there, near listener but far from the speaker
diri	(P)	here (location)
disi-otso	(ADJ)	eighteen
disi-sais	(ADJ)	sixteen
disi-syete	(ADJ)	seventeen
disinwebe	(ADJ)	nineteen
Disyembre	(N)	December
Domingo	(N)	Sunday
dos	(ADJ)	two
dose	(ADJ)	twelve
dosena	(N)	dozen
drayber	(N)	driver
dugâ	(N)	juice; extract
dugay	(ADJ)	long, referring to length/span of time
dughan	(N)	chest; bosom
dugô	(N)	blood
duha	(ADJ)	two
dulsi	(N)	candy
dulonggan	(N)	ear
dutâ	(N)	soil; earth; land
dyes	(ADJ)	two
dyip	(N)	jeepney
dyutay	(ADJ)	small; little
edad	(N)	age
Enero	(N)	January
eroplano	(N)	airplane
eskinita	(N)	a narrow road or street; alley
eskwelahan	(N)	school
estasyon	(N)	terminal; bus; jeepney or train station
estudyante	(N)	student; pupil
gab-i	(N)	evening; night
gabi	(N)	evening; night
gali	((PA)	expression of mild surprise at new information
galingin	(V)	feel/feeling dizzy (A-F)
gani	(PA)	an emphatic particle
gantang	(N)	ganta
gatas	(N)	milk
gatos	(ADJ)	hundred

gid	(PA)	an intensifier meaning very
gin-ihaw	(V)	was broiled (O-F)
gina-istaran	(V)	is living in/at (L-F)
gina-usar	(V)	is used; is being used (O-F)
ginabis-ak	(V)	is split into two; is cleaved; is being split or broken
ginagisa	(V)	is sauteed; is being sauteed (O-F)
ginahigop	(V)	is sipped; is being sipped (O-F)
ginahimo	(V)	is being worked on; is being done (O-F)
ginahiwa	(V)	is sliced; is cut; is being sliced; is being cut (O-F)
ginahuluman	(V)	is soaked; is being soaked; is marinated (O-F)
ginaihaw	(V)	is broiled/roasted, is being broiled/ roasted (O-F)
ginakaon	(V)	is eaten; is being eaten (O-F)
ginakudkud	(V)	is scraped/grated; is being scraped/ grated (O-F)
ginalaga	(V)	is broiled; is being boiled (O-F)
ginaling	(N)	ground meat
ginalitson	(V)	is roasted; is being roasted (O-F)
ginaluto	(V)	is cooked; is being cooked (O-F)
ginapamala	(V)	is being dried, causative (O-F)
ginapangita	(V)	is looked for; is searched for, is being looked for (O-F)
ginapanitan	(V)	is peeled, being peeled (O-F)
ginaprito	(V)	is deep-fried; is being deep-fried (O-F)
ginasupsop	(V)	is sipped; is being sipped (O-F)
ginataan	(N)	a native delicacy made up of sticky rice balls, banana, coconut milk, etc.
ginatadtad	(V)	is chopped; is being chopped to pieces (O-F)
ginatunga	(V)	is cut/divided, is being cut/divided (O-F)
ginauhaw	(V)	is thirsty (A-F)
gingisa	(V)	was sauteed (O-F)
ginhambal	(V)	was said (O-F)
ginhatag	(V)	was given (O-F)
ginhuluman	(V)	was soaked; was marinated (O-F)
ginikanan	(N)	parent (s)
ginkuha	(N)	was taken (O-F)
ginlaga	(V)	was broiled (O-F)
ginlitson	(V)	was roasted (O-F)
ginpamala	(V)	was made to dry, causative (O-F)
ginprito	(V)	was deep-fried (O-F)
gintapos	(V)	was finished (O-F)
ginuo	(N)	sir; mister
Greko	(N)	Greek
gubâ	(ADJ)	destroyed; broken
gusto	(PV)	want; like; desire

gutom	(ADJ)	hungry
gutom (2)	(N)	hunger
gutuk	(ADJ)	tight, as in clothes
gutuk (2)	(ADJ)	crowded
gwā	(ADJ)	outside; out
gwapa	(ADJ)	beautiful; pretty
habon	(N)	soap; detergent
habon nga panglaba	(N)	detergent; laundry soap
hagdan	(N)	stairs; ladder
hal-o	(N)	pestle
halimbawa	(N)	example
halos	(ADV)	almost; somewhat
hambal	(N)	word/s/
hambalon	(V)	will be said (O-F)
hangin	(N)	air; wind
hapon	(N)	afternoon
Hapon (2)	(N)	Japan; its people/language
hardinero	(N)	gardener
hasta	(N)	until; up to
hatag	(N)	gift; donation
hatagan	(V)	to give someone, (INF); give someone (IMP)
hawak	(N)	waist
hayu	(N)	nickname; pet name
hepe	(N)	chief of police
hilamon	(N)	grass; weed
hilanat	(V)	fever
hilaw	(ADJ)	raw; unripe; uncooked
himuon	(V)	will be done (O-F)
hinablos	(N)	nephew or niece
hinay	(ADV)	slowly; slow-down"
hita	(N)	thigh
hiwa	(N)	sliced piece; chunk
hiwaon	(V)	cut; to cut (IMP)
Hudeyu	(N)	Jew
Hulyo	(N)	July
huna-huna	(N)	thoughts; ideas; opinion
Hunyo	(N)	June
huwes	(N)	judge
Hwebes	(N)	Thursday
ibabaw	(ADV)	on top of; on the surface
iban	(N)	others; some other
idalum	(ADV)	below; down; underneath; at the bottom
idu	(N)	dog
ihatag	(V)	will be given (O-F)
ihaw	(V)	grill; roast
ika-anum	(ADJ)	sixth

ika-apat	(ADJ)	fourth
ika-siyam	(ADJ)	ninth
ikaduha	(ADJ)	second
ikalima	(ADJ)	fifth
ikanapulo	(ADJ)	tenth
ikapito	(ADJ)	seventh
ikatlo	(ADJ)	third
ikaw	(P)	you (singular)
ikawalo	(ADJ)	eight
ila	(P)	their; theirs
ilis	(V)	change one's clothes; replace; exchange
ilong	(N)	nose
iloy	(N)	mother
iluk	(N)	armpit
imo	(P)	your; yours (singular)
ina	(P)	that, far from speaker but near the listener
indi	(EX)	no; dont
indi bale	(EX)	never mind; don't bother
indi gusto	(PV)	hate
Ingles	(N)	Englishman; English language
inhinyero	(N)	engineer
ini	(P)	this (near the speaker, subject set of demonstrative pronouns)
inom	(V)	drink
Intsik	(N)	Chinese (person/s); also language
inumon	(V)	to drink (INF)
inyo	(P)	your; yours (Plural)
ipahimo	(V)	to have something made, done by another (INF)
ipakita	(V)	show something to someone (O-F)
isa	(ADJ)	one
isa ka gatos	(ADJ)	one hundred
isda	(N)	fish
Italyano	(N)	Italian (person/s); also language
itum	(ADJ)	black
iya	(P)	his; her; hers
ka	(P)	you (singular)
kabulig	(N)	helper
kada	(ADJ)	ever; each
kadakuun	(B)	size; bigness
kadtoan	(V)	will go to
kadugay	(ADJ)	long, as in time (used with the question word "ano")
kagab-i	(ADV)	last night
kahampang	(N)	playmate
kahapon	(ADV)	yesterday
kahero	(N)	cashier

kahibalo	(PV)	to be able to know how
kaina	(ADV)	earlier; a little while ago
kaingod	(N)	seatmate
kahampang	(N)	playmate
kahapon	(ADV)	yesterday
kahero	(N)	cashier
kahibalo	(PV)	to be able to know how
kaina	(ADV)	earlier, a little while ago
kaingod	(N)	seatmate
kainuman	(N)	drinking companion
kakapoy	(ADJ)	tiring
kakwarto	(N)	roommate
kalabasa	(N)	squash; pumpkin
kaladlawan	(ADJ)	funny
kalaha	(N)	frying pan; wok
kalamansi	(N)	lemon
kalamay	(N)	sugar
kalayo	(ADJ)	far (used with the question word "ano")
kaldero	(N)	kettle; aluminum pot
kalesa	(N)	horse-drawn carriage
kalibaynan	(N)	youngest child Var. kamanghuran
kalo-oy	(N)	mercy; pity
kalubay	(N)	gourd
kalye	(N)	street; road
kamagulangan	(N)	eldest child
kamatis	(N)	tomato
kambyo	(N)	change (as in money)
kami	(P)	we (exclusive)
kamo	(P)	you (plural)
kamot	(N)	hand
Kan-on	(N)	cooked rice
kanday		plural directional marker for personal names
kanding	(N)	goat
kanta	(N)	song
kanto	(N)	comer
kanugon	(EX)	"its a pity; its too bad; its such a waste"
kaon	(V)	eat
kaonon	(V)	(to) eat, (INF & IMP)
kaopisina	(N)	officemate
kape	(N)	coffee
kapitan	(N)	captain
kapsula	(N)	capsule
karabaw	(N)	carabao
kare-kare	(N)	ox-tail cooked with ground peanuts, stringbeans, etc.
karne	(N)	meat, in general

karon	(ADV)	later; after a while; soon; later on; as in karong gab-i
karpintero	(N)	carpenter
karsada	(N)	street; road
kasera	(N)	boarder; person who pays room and board
kasilingan	(N)	neighbor
kasilyas	(N)	toilet
kasiyaman	(ADJ)	ninth day of wake
katlu-an	(ADJ)	third day of wake
katorse	(ADJ)	fourteen
katrabaho	(N)	officemate; co-worker
katre ^	(N)	bed
katsila	(N)	Spaniard; also language
katumbal	(N)	pepper
kauhaw	(N)	thirst
kaupod	(N)	companion
kay	(C)	because
kay sin-o	(Q)	whose
kaymito	(N)	star apple, custard apple
kayumanggi	(ADJ)	dark brown in complexion; tan
keso	(N)	cheese
kilala	(PV)	to know someone
kilay	(N)	eyebrow
kilid	(ADJ)	at the side
kilo	(N)	kilogram
kilometro	(N)	kilometer
kinahanglan	(PV)	need; have to
kinse	(ADJ)	fifteen
kita	(P)	we (inclusive)
klase	(N)	kind, type, class (as in language class);
klinika	(N)	clinic
ko	(P)	by me; my
kolehiyo	(N)	college
kolintas	(N)	necklace
kolor	(N)	color
komidor	(N)	dining room
kon	(C)	when, but may sometimes mean "if"
kon kis-a	(ADV)	sometimes
konduktor	(N)	conductor
konsehal	(N)	councilor
kubrador	(N)	bill collector
kuhá	(V)	get, take something (IMP)
kuhaon	(V)	remove (IMP); to remove (INF)
kuko	(N)	fingernail; toenail
kulang	(ADJ)	not enough; insufficient; less than
kulang sa tulog	(ADJ)	lacking sleep
kuno	(PA)	according to someone
kuring	(N)	cat

kurso	(N)	course (as in course taken in college)
kusina	(N)	kitchen
kutsara	(N)	spoon
kutsilyo	(N)	knife
kwarenta	(ADJ)	forty
kwarta	(N)	money
kwarto	(N)	room; bedroom
laba	(V)	wash clothes
lababo	(N)	sink
labandera	(N)	laundry woman
lakat	(N)	trip; business trip; walk
lakat (2)	(V)	walk; go; leave (IMP)
lakat diri	(P)	(you, singular/plural); walk here
lalaki	(N)	male; man; boy
lamesa	(N)	table
lang	(PA)	a particle which means just or only
langka	(N)	jackfruit
lapis	(N)	pencil
lata	(ADJ)	soggy; rotten
lata (2)	(N)	tin; a tin can
lawas	(N)	body
letse	(N)	chupa, a unit of measure for rice or other grains
libo	(adj)	thousand
libro	(N)	book
likô sa tuo	(V)	turn right (IMP)
likô sa wala	(V)	turn left (IMP)
likod	(ADJ)	back (as in body)
lima	(ADJ)	five
limpyo	(ADJ)	clean
liog	(N)	neck
litro	(N)	liter
litson	(N)	roasted pig
liwat	(V)	again; repeat
lola	(N)	grandmother
lolo	(N)	grandfather
longganisa	(N)	native sausage
lubid	(N)	string
lukus	(N)	squid
lumpyâ	(N)	deep-fried spring rolls
Lunes	(N)	Monday
luto	(N)	cooked food; prepared food
luy-a	(N)	ginger
maaga	(ADJ)	early
maagi	(V)	will pass by/through; will stop by
maasin	(ADJ)	salty
maaslum	(ADJ)	sour
maayo	(ADJ)	fine; good; well

mabahul	(ADJ)	rough; coarse as in texture
mabalik	(V)	will return; will come back (A-F)
mabilin	(V)	to leave something behind, stay behind (INF)
mabug-at	(ADJ)	heavy
mabulig	(V)	will help (A-F)
mabuot	(ADJ)	kind; nice (referring to a person's character)
madamû	(ADJ)	many; a lot; plenty
madamul	(ADJ)	thick, as in clothes, paper, etc.
madre	(N)	nun
madumduman	(V)	to be able to remember (INF)
maestra	(N)	female teacher
maestro	(N)	male teacher
mag-agi	(V)	to pass by/through to stop by (INF, A-F)
mag-ayu	(V)	to ask for a discount; to bargain (INF, A-F)
mag-inom	(V)	to drink; to take in, (INF, A-F)
magpahuway	(V)	to rest (INF, A-F)
magpamangkot	(V)	to ask a question (INF, A-F)
magpasyar	(V)	to stroll; to take a walk (INF, A-F)
magpatahi	(V)	to get/have someone sew (something) for another (A-F)
magsakay	(V)	to ride (INF); ride (IMP)
magsulat	(V)	to write (INF); write (IMP)
magtanom	(V)	to plant (INF); plant (IMP)
magtuon	(V)	to learn; to study (INF, A-F)
mahabul	(ADJ)	dull, as in a dull knife
mahal	(ADJ)	expensive; costly
mahangin	(ADJ)	windy
mahigku	(ADJ)	dirty
mahining	(ADJ)	shiny; bright
mahumok	(ADJ)	soft (texture)
mahuya	(V)	to be shy; to be embarrassed; to be ashamed (INF, A-F)
mainit	(ADJ)	hot, warm
maintyendihan	(V)	will be able to understand (G-F)
maistar	(V)	will live; will stay in a place (A-F)
maka-istorya	(V)	will be able to talk to/with (A-F)
makabalik	(V)	will be able to return (A-F)
makabulig	(V)	will be able to help (A-F)
makahang	(ADJ)	hot; spicy
makaon	(V)	will eat (A-F)
maki-istorya	(V)	to talk with/converse (INF, A-F); to talk with (IMP)
makita	(ADJ)	will see; will be able to see; will be able to find (O-F)
makitid	(ADJ)	narrow
makuha	(V)	will get; will take (A-F)

makusog	(ADJ)	strong; healthy; energetic
malain	(ADJ)	bad; evil; awful
malakat	(V)	will go; will walk; will leave (A-F)
malamig	(ADJ)	cold (weather)
malapad	(ADJ)	wide; broad
malapit	(ADJ)	near; close; coming soon
malapsi	(ADJ)	pale; pale-skinned; frail
malapuyot	(ADJ)	thick (liquid)
malas	(ADJ)	unfortunate; unlucky
malas-ay	(ADJ)	bland; tasteless
malasaw	(ADJ)	thin (liquid); watery
maligo	(V)	will take a bath; take a bath (IMP, A-F)
malip-ut	(ADJ)	short (length)
maluya	(ADJ)	weak
mamag-an	(ADJ)	cheerful
man	(PA)	also, too
man-ug	(N)	snake; serpent
manamit	(ADJ)	delicious; (tastes) good
manang	(N)	older sister; a term used to show respect to a lady older
mangga	(N)	mango
manghagad	(V)	(to) invite (INF)
mangingisda	(N)	fisherman
mangunguma	(N)	farmer
mani	(N)	peanut
maninay	(N)	godmother
maninoy	(N)	godfather
manipis	(ADJ)	thin (paper, clothes)
maniwang	(ADJ)	thin; skinny
manok	(N)	chicken
manong	(N)	older brother
mansanas	(N)	apple
mantiká	(N)	cooking oil; shortening
mantikilya	(N)	butter
manubu	(ADJ)	short (size or height)
manug-kanta	(N)	singer
mapait	(ADJ)	bitter
mapaulí	(V)	will go home; will go back to the house (A-F)
mapinu	(ADJ)	smooth, as in texture
mapunggan	(V)	will be able to stop someone/ something from doing something
Marso	(N)	March (as in month)
Martes	(N)	Tuesday
masabaw	(ADJ)	watery (food; plenty of soup, broth)
masadya	(ADJ)	happy
masakay	(V)	will ride; will get on a vehicle (A-F)
masakit	(ADJ)	hurting; painful
masarsa	(ADJ)	plenty of sauce

masebo	(ADJ)	oily; greasy
masilaw	(ADJ)	bright (color)
maskin	(C)	even if; even though; as long as
masulat	(V)	will write (A-F)
masunod	(ADJ)	next; following
masyado	(ADV)	too much; in excess
mata	(N)	eye
mataas	(ADJ)	tall; high
matabo	(V)	to happen; to occur (INF)
matalum	(ADJ)	sharp, as in a sharp knife/blade
matam-is	(ADJ)	sweet
matambok	(ADJ)	fat; stout
matig-a	(ADJ)	hard
matrabaho	(V)	will work (A-F)
matulog	(V)	will sleep (A-F)
matuod	(ADJ)	true; real
mauna	(V)	will go ahead; will go first (A-F)
may	(V)	there is/are, has/have
Mayo	(N)	May (as in month)
maysakit	(N)	a person who is sick/ill
maysakit (2)	(ADJ)	sick; ill; indisposed
medyas	(N)	socks; stocking
mekaniko	(N)	mechanic
meryenda	(N)	snacks
metro	(N)	meter
mga		plural marker for non-personal nouns
miki	(N)	egg noodles
milya	(N)	mile
milyon	(N)	million
minuto	(N)	minutes
misis	(N)	Mrs; madam
mister	(N)	Mr.
mo	(P)	by you; your (singular)
modista	(N)	dressmaker
munggo	(N)	mung beans
mustasa	(N)	mustard
Myerkoles	(N)	Wednesday
na	(PA)	a particle equivalent to the English "already"
nabatyagan	(V)	is being felt (O-F)
naga-agi	(V)	pass (es) by; is passing by/ through; stop(s) by
nagadali	(V)	is hurrying (A-F)
nagaginhawa	(V)	breathe(s); is breathing (A-F)
nagahalin	(V)	leave(s); is leaving (A-F)
nagainit	(V)	gets hot; is getting hot (A-F)
nagaistar	(V)	is staying in/at; is residing in/ at (A-F)

nagapaligô	(V)	is taking a bath (A-F)
nagatrabaho	(V)	is working (A-F)
nagatulog	(V)	sleep(s); is sleeping (A-F)
nagbaton	(V)	received something; accepts something (A-F)
naghalin	(V)	came from; left (A-F)
naghubag	(V)	is swollen (O-F)
nagkuha	(V)	got; took (A-F)
nagtuon	(V)	studied (A-F)
nahiwâ	(V)	was (accidentally) cut by a sharp object (A-F)
naintyendihan	(V)	is understood (O-F)
nakaintyende	(V)	is able to understand (A-F)
nakatibawas	(V)	is able to survive a difficult situation (A-F)
nakon	(P)	my (after the noun)
nalibugan	(V)	is confused (O-F)
naligô	(V)	took a bath (A-F)
nalipatan	(V)	was able to forget (O-F; D-F)
naluyag	(PV)	love
namon	(P)	by us; our (exclusive)
nanday		plural non-subject marker for personal names
napilasan	(V)	was wounded (D-F)
napulô	(ADJ)	ten
nars	(N)	nurse
nasamad	(V)	was hurt (O-F)
natapos	(V)	finished; completed (O-F)
natawo	(V)	was born (A-F)
naton	(P)	by us; our (inclusive)
natulog	(V)	slept (A-F)
natur-an	(V)	was able to study; was able to learn (O-F)
nawong	(N)	face; countenance
nerbyos	(N)	fear; anxiety
nga		used as a linker between a modifier and a word modified
ngaa	(Q)	why
ngalan	(N)	name
ngipon	(N)	tooth (also plural form)
ngislo	(N)	gums
ni		non-subject marker for personal names (singular)
nila	(P)	by them; their
ninyo	(P)	by you, your (plural)
niya	(P)	by him/her; his/her
nobyâ	(N)	girlfriend; sweetheart; fiancee; bride
Nobyembre	(N)	November

nobyong	(N)	boyfriend; sweetheart; fiancee
nubenta	(ADJ)	ninety
obra	(V)	do; make
Oktubre	(N)	October
onse	(ADJ)	eleven
oras	(N)	time; hour
otsenta	(ADJ)	eighty
pa	(SP)	still; yet
paa	(N)	thigh
paano	(Q)	how
pabakal	(V)	have someone buy (something) for another (IMP)
pagbaligya	(V)	sell (IMP)
pagbaligya (2)	(N)	the act/manner of buying
pagkakaon	(V)	has just eaten (recently concluded action)
pagkaon	(N)	food; the act or manner of eating
pagkatapos	(C)	after; and then
pakadto	(ADV)	going to; towards
paksiw	(N)	fish cooked with vinegar, ginger, onions and etc.
palad	(N)	palm of the hand; fate
palda	(N)	skirt
palihog liwat	(EX)	please repeat; please say/ do it again
pamahaw	(N)	breakfast
pamangkot	(V)	ask a question
pamangkot (2)	(N)	question
pamilya	(N)	family
panaderiya	(N)	bakery
panahon	(N)	weather; season; climate
panakot	(N)	ingredient
panaog	(V)	go down (IMP)
pandesal	(N)	bread roll
pangabuhi	(N)	life
pangayu	(V)	let me have
pangita	(V)	look for, find
panit	(N)	skin covering; peeling
panitan	(V)	peel off (IMP); to peel off, to remove skin (INF)
pansit	(N)	a noodle dish
pantalan	(N)	port; dock; wharf
pantalón	(N)	pants; trousers
panyaga	(N)	lunch
panyapon	(N)	supper
papel	(N)	paper; role (in a play)
para	(EX)	for; stop; as in stopping a vehicle to get off

para sa	(PP)	for
paryente	(N)	cousin; relative
pasensiya	(EX)	an expression of apology; patience
pasilyo	(N)	corridor; aisle
pasta	(N)	paste; glue
pasung	(N)	cavan
pasyente	(N)	patient
patahian	(N)	dress shop; modiste
patani	(N)	pea pod
patay	(ADJ)	dead
patis	(N)	fish sauce
pauli	(S)	go home (IMP, A-F)
Pebrero	(N)	February
pero	(C)	but
petsa	(N)	date
petsay	(N)	chinese cabbage
pidaso	(N)	a piece
pila	(Q)	how many; how much
pilas	(N)	wound; bruise
pili	(N)	choice
Pilipino	(N)	Filipino (person/s)
piliton	(S)	to force; to insist (O-F)
pimyento	(N)	black pepper; peppercorn
pinakadakû	(ADJ)	biggest; largest
pinamakal	(N)	goods; items bought
pinggan	(N)	plate
Pinoy	(N)	slang for Filipino (person)
pinya	(N)	pineapple
pipino	(N)	cucumber
pirme	(ADV)	always
pisos	(N)	peso; one peso
pista	(N)	fiesta; feast; a celebration
pista-opisyal	(N)	official holiday
pito	(ADJ)	seven
pito (2)	(N)	whistle
piye	(N)	foot (measurement)
plato	(N)	dinner plate
plete	(N)	fare
pomada	(N)	pomade; gel
posporo	(N)	match
Pranses	(N)	French (person/s); also language
presidente	(N)	president
presko	(ADJ)	fresh (food and air)
prito	(N)	any food that's deep-fried, especially fish
proyekto	(N)	project
prutas	(N)	fruits

puede	(N)	can handle; can be
pula	(ADJ)	red
pulgada	(N)	inch
pulis	(N)	policeman
pulso	(N)	pulse
pusô	(N)	heart; banana blossom
pusod	(N)	belly-button; navel
puti	(ADJ)	white
putot	(ADJ)	short (persons)
pwerta	(N)	door; gate
pyer	(N)	wharf; dock; port; pier
rabanos	(N)	radish
repolyo	(N)	cabbage
resibo	(N)	receipt
sa		place marker-in, an, on, at
sa akon	(P)	to/from me
sa amon	(P)	to/from us (exclusive)
sa aton	(P)	to/from us (inclusive)
sa ila	(P)	to/from them
sa imo	(P)	to/from you (singular)
sa inyo	(P)	to/from you (plural)
sa iya	(P)	to/from him/her
Sabado	(N)	Saturday
sabaw	(N)	broth; soup
sabor	(N)	taste
sadto	(ADV)	before (past time)
sag-ang	(N)	jaw; chin
saging	(N)	banana
sais	(ADJ)	six
sakay	(V)	ride/get on a vehicle
sakay (2)	(N)	passenger
sakayan	(N)	a place to get transportation
sakit	(N)	illness; pain; grief; sorrow
sakyan	(V)	to ride (INF, L-F); ride (IMP)
sala	(N)	living room; receiving room
sala (2)	(N)	mistake; error; sin
salakyan	(N)	vehicle; transportation
salamat	(EX)	thanks; thank you
salapi	(N)	fifty (fifty centavos)
salug	(N)	floor
san-o	(Q)	when
sandiya	(N)	watermelon
sang		singular noun-subject marker for non- personal names
santol	(N)	santol
saot	(N)	dance
sapatos	(N)	shoes
sarangan	(ADJ)	competent; capable (focus on ability)
sari-sari	(ADJ)	varied; different (colors)

sarsa	(N)	sauce
sekretarya	(N)	secretary
semana	(N)	week
senador	(N)	senator
sentimetro	(N)	centimeter
Septyembre	(N)	September
serbesa	(N)	beer
si		subject marker for personal names (singular)
sibuyas	(N)	onion
sidlangan	(N)	east
sigarilyo	(N)	cigarette
sige	(EX)	okay; all right; go on
siguro	(PA)	maybe; perhaps; probably
siko	(N)	elbow
sila	(P)	they
simbahan	(N)	church
sin-o	(Q)	who
sina		that (far from the speaker and near the listener)
sinagon	(ADJ)	transparent
sine	(N)	cinema; movie theater; movie film
singkwenta	(ADJ)	fifty (pesos)
singsing	(N)	ring
sini	(P)	this (near the speaker)
sinsilyo	(N)	loose change; coins
sip-on	(N)	cold; runny nose
sip-unon	(V)	will catch a cold (A-F)
sipilyo	(N)	brush; toothbrush
sisenta	(ADJ)	sixty
sitenta	(ADJ)	seventy
siya	(N)	chair
siya (2)	(P)	he/she
siyam	(ADJ)	nine
sobra	(ADJ)	more than enough, excessive
sobra (2)	(N)	left-over; balance
soldado	(N)	soldier
soltero	(N)	a bachelor
sopas	(N)	soup
suba	(N)	river
subong	(ADV)	now; today
sud-an	(N)	viand; any dish eaten with rice
sugpo	(N)	prawn
suka	(N)	vomit; spew
suki	(N)	a customer of long standing may also refer to the vendor
sulat	(N)	letter
sulod	(ADJ)	inside

sulod (2)	(V)	enter; go inside (IMP)
sus	(EX)	an expression of surprise, fear or dismay
suso	(N)	breast/s/
swerte	(N)	luck; fortune
tabletas	(N)	tablet; pill
taga	(PP)	from (a place)
taga-diin	(Q)	from whereb-
tago	(V)	hide, conceal, (IMP)
tahian	(V)	to sew something) for another (INF, B-F)
tahong	(N)	mussels
takos	(N)	measurement
talagsa	(ADV)	not often; rarely
talong	(N)	eggplant
tama	(ADJ)	correct; right
tamad	(ADJ)	lazy
tambo	(N)	bamboo shoots
tambok	(N)	fat
tan-awon	(V)	will look at (L-F; D-F)
tanan	(N)	all; everyone; everything
tangkugu	(N)	nape/back of the neck
tani	(PA)	a particle which expresses optimism
tanom	(N)	plant
tapa	(N)	a meat dish marinated in soy sauce and pepper corn, etc.
tasa	(N)	drinking cup
tatlo		three
tawag	(N)	a call (telephone call)
tawo	(N)	person; individual
terminal	(N)	terminal (bus, jeepney, etc.)
tigulang	(ADJ)	old (people)
tiil	(N)	foot, feet
tiket	(N)	ticket
tilawan	(V)	to try (something) (INF, O-F)
tinapay	(N)	bread
tindero	(N)	vendor; salesman
tinedor	(N)	fork
tiya	(N)	aunt, term used to show respect for older females
tiyan	(N)	stomach, abdomen
tiyo	(N)	uncle; term used to show respect for older male
toyo	(N)	soy sauce
trangka	(N)	lock; bar
trangaso	(N)	influenza
traysikel	(N)	tricycle
tren	(N)	train
tres	(ADJ)	three
trese	(ADJ)	three

tsa	(N)	tea
tsinelas	(N)	slippers; flip-flops
tsokolate	(N)	chocolate
tubig	(N)	water
tudlo	(N)	finger; toe
tuhod	(N)	knee/s
tuig	(N)	year
tuig-tuig	(ADV)	every year; yearly
tul-an	(N)	bones
tulog	(N)	sleep
tulugan	(N)	place where one sleeps
tumpok	(N)	a heap; a pile, (for tomatoes, garlic, etc.)
tunaw	(ADJ)	melted
tunga	(ADJ)	one-half; middle; center
tunga sa gab-i	(ADV)	midnight
tuo	(ADJ)	right side
tuod	(ADV)	really; truly
tusino	(N)	a meat dish marinated in soy sauce, sugar and spices
tutunlan	(N)	throat
tuway	(N)	clam
tuyo	(V)	feel sleepy; be drowsy
tyanggi	(N)	store, usually a variety store
tyenda	(N)	market place
ubo	(N)	cough
ubod	(N)	coconut shoots
udto	(ADV)	noon
ugangan	(N)	mother/father-in-law
ugat	(N)	vein
uhaw	(ADJ)	thirsty
ulang	(N)	shrimp
ulih	(ADJ)	late; last
ulo	(N)	head
uma	(N)	farm; fields
umagad	(N)	daughter/son-in-law
una	(ADJ)	first
uno	(ADJ)	one
unod	(N)	flesh; meat; contents
utok	(N)	brain
utud	(V)	sibling; brother; sister
wala	(ADJ)	left side
wala (2)	(EX)	none; no
walo	(ADJ)	eight
yarda	(N)	yard, as in measurement
yelo	(ADJ)	yellow
yelo (2)	(N)	ice

ILONGGO

APPENDIX

A	abot	-	arrive
	agi	-	pass by/through; stop by
	andam	-	be careful; take care
	ayû	-	ask for a discount; bargain
B	bakal	-	buy
	baligya	-	sell
	balik	-	return; to go back
	basa	-	read
	baton	-	receive something; accept
	batyag	-	feel
	bayaw	-	elevate; to lift; to rise as at Roman Catholic Mass
	bayu	-	box; maul; pound
	bilin	-	leave something behind
	bis-ak	-	split into two; cleave
	bisita	-	visit
	bugtaw	-	wake up
	buhi	-	set free; alive
	buhin	-	lessen; decrease
	bulig	-	help; assist
	byahe	-	travel
D	dala	-	bring; carry; transmit
	dali	-	hurry
	diretso	-	go straight
	dumdum	-	remember
G	galing	-	grind
	ginhawa	-	breathe
	gisa	-	saute

H	hagad	-	invite
	halin	-	come from some place; leave/depart; transfer to another place
	halo	-	mix; stir
	hambal	-	say; talk; tell; speak
	hampang	-	play
	hatag	-	give
	higop	-	sip
	himo	-	do; make
	hiwa	-	slice; carve; cut to pieces
	hulat	-	wait
hulom	-	soak; to marinate	
huna-huna	-	think; consider	
I	ihaw	-	grill; roast
	ilis	-	change one's clothes; alter; replace; exchange
	inom	-	drink
	intyende	-	understand
	istar	-	live in/at
K	kadto	-	go
	kambyo	-	exchange; swap
	kanta	-	sing
	kaon	-	eat
	kita	-	see
	kudkud	-	scrape; grate
	kuha	-	get; take something; remove
L	laba	-	wash clothes
	laga	-	boil
	lakat	-	walk; go; leave
	libog	-	get confused
	liko	-	tum
	limpyo	-	clean
	lipat	-	forget
	liwat	-	repeat
	luto	-	cook
O	obra	-	do; make; work

P	pahuway	-	rest
	pakita	-	show
	paligo	-	take a bath
	pamala	-	dry
	pamangkot	-	ask a question
	pamasyar	-	stroll; take a walk
	pana-og	-	go down
	pangayo	-	ask
	pangita	-	look/search for
	panit	-	peel
	pauli	-	go home
	pili	-	choose
	pilit	-	force; insist
prito	-	fry	
punggan	-	stop someone/something	
S	sakay	-	ride
	sala	-	strain
	saot	-	dance
	suka	-	vomit
	sulat	-	write
	sulod	-	go inside; enter
	sup SOP	-	sip
T	tadtad	-	chop
	tago	-	hide; conceal
	tahi	-	sew
	tan-aw	-	look at
	tanom	-	plant
	tapos	-	finish
	tawag	-	call
	tibawas	-	survive
	trabaho	-	work
	tulog	-	sleep
	tunaw	-	melt
	tunga	-	divide; cut
	tu-o	-	believe/right (side/arm)
tu-on	-	learn; study	
tuyo	-	feel sleepy	
U	uhaw	-	thirsty
	uma	-	farm
	una	-	go ahead; first
	utod	-	cut/break off; brother/sister

INTRODUCTION

This workbook has been designed to enable the Peace Corps Trainee to reinforce modules he takes up in formal language sessions in written form. This is in response to the varying learning styles that learners prefer. This will cater especially to the needs of the independent learner which is characteristic of most adult language learners.

Modules covered are on Community Entry Language Preparation (CELP) topics such as Socializing, Language to Manage Conversation, Eating, Shopping, Travelling and Health. Included in each module is a variety of exercises in the areas of vocabulary, gambits and grammar. Supplementary worksheets on different grammatical points are included to give the learner a choice to work on an area he feels he needs to study further. Answers to most exercises are provided for the learner to check his own. Activities calling for varied responses will have to be checked by the language instructor.

Some modules include vocabulary not necessarily taken up in language sessions. This was done since training is so short a time for us to teach everything needed at your site. It is therefore, suggested that you avail yourself of resources around you like other native speakers at the training site, host families, and printed language materials in getting meaning of words you may not be familiar with. Take up unclear points with your instructor, too.

Lastly, this workbook is based on the theory that students learn to speak the language by listening, speaking, reading and writing, in that order.

Paz B. Meman
Chief Language Coordinator
U.S. Peace Corps/Philippines

ACKNOWLEDGEMENTS

My special thanks to Dr. Arthur G. Crisfield, Training Officer for his encouragement and suggestions; to Ma. Teresita Palo, Language Specialist for reference materials and useful feedback; to Language Coordinators Yda Liongson and Betchie Jabson, and Assistant Language Coordinators Jun Terrenal and Tony Ordiz for their valuable support and most especially to the Language Instructors of Group 238 and 239 for trying out the worksheets in their language classes.

Name _____

Language **HILIGAYNON**

I- SOCIALIZING

Write the target language equivalent of the following English words.

1. Where _____
2. Who _____
3. What _____
4. From where _____
5. How many _____
6. Good/Fine _____
7. Will go _____
8. Age _____
9. Work/job _____
10. Thank you _____

B. Give the correct Hiligaynon equivalent of the following words by putting a check mark in the square next to the word.

1. What

- sin-o
- ano
- paano

2. How many (used to ask for quantity)

- pila
- diin
- diin/dampi

3. Why

- ngaa
- diin
- pila

4. Who

- paano
- sin-o
- ano

5. Where (used to ask both location and direction)

- diin
- pila
- sin-o

6. When (used to ask for future time)

- ngaa
- san-o
- ano

7. How much (used to ask price or cost)

- tagpila
- ngaa
- sin-o

8. Which

- diin/dampi
- paano
- san-o

9. When (used to ask for past time)

- pila
- ano
- kasan-o

10. Whose/To whom

- sin-o
- kay sin-o
- san-o

11. How (used to ask for both manner of doing something and direction)

- paano
- sin-o
- ngaa

C. Form gambits on socializing by rearranging the words:

1. makadto ka diin _____
2. aga maayongman _____
3. ka kamusta _____
4. halin diin ka _____
5. lang dira _____
6. trabaho ang ano mo _____
7. sa ako Iloilo PCV _____
8. ko edad baynte singko ang _____
9. mo ngalan ang ano _____
10. pa wala asawa ako sang _____
11. ako mauna _____
12. ka diin naga-istar _____
13. Ilonggo sang ka kahibalo _____
14. didto ang ano obranon mo _____
15. Kasan-o diri sa Pilipinas ka nag-abot _____

D. Underline the correct answer. The English word is given as cue.

1. Maayong _____ (hapon, gab-i, aga)
(evening)
2. Kamusta _____ (ka, kamo, sila)
(you, plural)
3. Diin ka _____ ? (naghalin, nagkaon, makadto)
(going)
4. Diin ka _____ ? (naghalin, nagkaon, makadto)
(have been)
5. Maayong aga _____ (lang, man, na)
(too, also)
6. Diin _____ makadto? (kita, ko, ka)
(you, sing)
7. _____ lang. (Diri, Dira, Didto)
(Here)
8. Maayong _____ man. (hapon, gab-i, udto)
(afternoon)
9. Kamusta ang _____ ? (pangabuhi, panahon, palay)
10. Maayong aga _____ . (Mister Santos, Misis Santos,
(Mr. Santos) Miss Santos)

E. Answer the following questions:

1. Ano ang ngalan mo? _____
2. Taga-diin ka? _____
3. Pila ang edad mo? _____
4. Ano ang trabaho mo diri sa Pilipinas? _____
5. Diin ang "site of assignment? mo? _____
6. May asawa ka na? _____
7. Taga-diin ka sa Amerika? _____
8. Ano ang trabaho sang tatay mo? _____
sang nanay mo? _____
sang utod mo? _____
9. Diin nagatrabaho and utod mo? _____
tatay mo? _____
nanay mo? _____
10. Ano ang trabaho mo sa America? _____

F. Write appropriate responses to the gambits below:

1. Diin ka naghaling? _____

2. Maayong hapon. _____

3. Kamusta ka? _____

4. Salamat. _____

5. Diin ka makadto? _____

6. Maayong aga. _____

7. Sige, babay. _____

G. I

Try to figure out which among the three statements in each item is the correct response to the question. Encircle the letter.

1. Taga-diin ka?
 - a) Ako si Jane
 - b) Taga-California ako.
 - c) 22 anyos na ako.

2. Ano ang ngalan mo?
 - a) Wala pa.
 - b) Maestra ako.
 - c) Ako si Fe.

3. Pila ang edad mo?
 - a) Ako si Mary.
 - b) Taga-Chicago ako.
 - c) 19 anyos na ako.

4. Ano ang trabaho mo?
 - a) Dalaga pa ako.
 - b) Mangunguma ako.
 - c) Lima and utod ko.

5. May asawa ka na?
 - a) 15 anyos na ako.
 - b) Wala pa.
 - c) Diri lang

G. II

Try to figure out which among the three questions is responded to by the statements given. Encircle the letter.

6. 25 anyos na ako
- a) Ano ang ngalan mo?
 - b) Taga-diin ka?
 - c) Pila ang edad mo?
7. Wala pa
- a) Pila ang utod mo?
 - b) May asawa ka na?
 - c) Ano ang trabaho mo?
8. Ako si Tony
- a) Ano ang trabaho mo?
 - b) Ano ang ngalan mo?
 - c) Ano ang obrahon mo diri?
9. Mangunguma ako.
- a) Ano ang obrahon mo diri?
 - b) An ang ngalan mo?
 - c) Ano ang trabaho mo?
10. Apat
- a) Pila ang mga utod mo?
 - b) Ano ang trabaho mo?
 - c) May asawa ka na?

H. Study the illustration below and answer the questions that follow:

1. Tag-diin si Marta? _____
2. Tag-diin si Ben? _____
3. Diin ang Baguio? _____
4. Sin-o and taga-Baguio? _____
5. Diin and Albay? _____
6. Sin-o ang taga-Iloilo? _____
7. Tag-diin si Inday? _____
8. Taga-Ilocaos si Lito? _____
9. Diin ang Zamboanga? _____
10. Taga-diin si Nonoy? _____
11. Sa Visayas ang Nueva Viscaya? _____
12. Sa Luzon bala ang Dumaguete? _____
13. Taga-diin si Tara? _____
14. Taga-Bicol si Nora? _____
15. Sin-o ang Taga-Nueva Vizcaya? _____

I. Read the paragraph and answer the questions after it:

Peace Corps Volunteer sa Agricultural Production si John. Naga-obra siya sa Department of Agriculture. Nagabulig siya sa mga programa sang gobyerno pareho sang SALT project.

Sa Barangay Sinondojan siya naga-istar. Si Mr. Manuel Madera ang superbisor niya kag si Carlos Mabalot ang co-worker niya. Duha ka tuig siya diri sa Pilipinas.

1. Sin-o ang PCV? _____
2. Ano ang programa niya? _____
3. Ano ang HCA niya? _____
4. Ano ang trabaho niya sa DA? _____
5. Diin siya naga-istar? _____
6. Sin-o ang superbisor niya? _____
7. Sin-o and co-worker niya? _____
8. Pila ka tuig na siya diri sa Pilipinas? _____
9. Sa DECS siya naga-obra? _____
10. Si Carlos Mabalot bala and superbisor niya. _____

- J. Change si John to ako in the first sentence and change the remainder of the story accordingly.

Peace Corps Volunteer _____ sa Agricultural Production _____.
Naga-obra _____ sa Department of Agriculture. Nagabulig
_____ sa mga programa sang gobyerno pareho sang SALT
project. Si Mr. Manuell Madera ang superbisor _____ kag si Carlos
Mabalot ang co-worker _____. Duha ka tuig _____ diri sa
Pilipinas.

- K. Change all the underlined words in the paragraph so that it will apply to you.
Write your paragraph below.

Note: Let your instructor check your work.

- L. Translate the paragraph into Hiligaynon. For your translation, use the space below.

I'm Peter Scott. I'm 22 years old. I'm from the United States and I live in California. I am married with two kids. Presently, I work as a classroom teacher in Banaue school. I have three brothers and one sister. My mother is Mary and my father is Paul. They are living in California.

N. Make a paragraph in the target language using the given competencies.

Use the space below.

1. To describe work in terms of employer/affiliation.
2. To state more information about one's work.

O. Construct good sentences using these words. Use the space below for your answers.

- | | | |
|----------------|-----------|-------------|
| 1. tiyempo | 6. kusina | 11. nagkaon |
| 2. nagbaton | 7. banyo | 12. makadto |
| 3. masadya | 8. likod | 13. madamo |
| 4. adlaw-adlaw | 9. tuo | 14. ani |
| 5. isda | 10. wala | 15. tanom |

P. Underline the Hiligaynon equivalent of the given English word.

- | | |
|---------------------------------|--------------------------------|
| 1. (ngalan, tiyempo, makadto) | 1. weather, any period of time |
| 2. (balay, pangabuhi, bag-o) | 2. life |
| 3. (maayo, masadya, kon, kis-a) | 3. fine, good |
| 4. (maayo, masadya, kon kis-a) | 4. sometimes |
| 5. (kasilyas, kwarto, kusina) | 5. room |
| 6. (maayo, madamo, magpahuway) | 6. to rest |
| 7. (bag-o, balay, banyo) | 7. before |
| 8. (indi, namon, ulihi) | 8. no, not |
| 9. (ko, wala, bisan) | 9. none, nothing |

Q. Write a paragraph of 10 sentences describing your family in the U.S.A.

R. Write the correct responses to the following questions.

1. Kamusta ang biyahe mo?
2. Pila ka oras ang biyahe halin sa Amerika hasta sa Pilipinas?
3. Sin-o ang maestra mo sa Ilonggo.
4. Diin ka naga-istar diri? (barangay).
5. Kasan-o ka nag-abot diri sa Pilipinas?
6. Ano ang kurso nga natapos mo?
7. Ano ang tiyempo subong sa Amerika?
8. Ano ang ngalan sang pamilya nga gina-istaran mo?
9. Kahibalo ka mag-Ilonggo?
10. Ano kadugay ka na diri?

S. Match the competencies with the gambits. Write the letters only.

- | | |
|--|--------------------------------------|
| _____1. To express one's intention to leave | a. Sige, ibilin ko anay kamo. |
| _____2. To ask about one's purpose for leaving | b. Ano ang obrahon mo sa banwa? |
| _____3. To excuse oneself | c. Ako si Grace |
| _____4. To state one's age | d. May "joke" ako. |
| _____5. To state where one is going | e. May asawa ka na? |
| _____6. To ask someone's name | f. 19 anyos na ako |
| _____7. To ask where one is going | g. Magpahuway ka anay. |
| _____8. To greet | H. Malakat anay ako. |
| _____9. To state one's purpose for leaving | i. Ano ang trabaho mo? |
| _____10. To introduce oneself | j. Nagatrabaho ako sa DA. |
| _____11. To ask about one's marital status | K. Sa banwa |
| _____12. To tell a joke. | L. Maghalong ka |
| _____13. To describe work in terms of employer/affiliation | m. Bisitahan ko ang Barangay Captain |
| _____14. To encourage someone to get some rest | n. Diin ka makadto? |
| _____15. To ask one's occupation | o. Ano ang ngalan mo? |
| | p. Maayong aga. |

T. Make your own gamits based on the following competencies.
Use the space below.

1. To ask about PCV project.
2. To state name of project and/or plans.
3. To ask how project will address needs of the community.
4. To state how project will address needs of the community.
5. To ask about PCV's role in the project.
6. To state PCV's role in the project.
7. To excuse oneself.
8. To ask about one's marital status.
9. To tell a joke.
10. To ask someone's name.
11. To encourage someone to get some rest.
12. To ask one's occupation.
13. To describe work in terms of employer/affiliation.
14. To state one's purpose for leaving.
15. To express one's intention to leave.

U. Use a linker to signify modification sequence between the adjective and the noun:

e.g. malimpyo + tubig

malimpyo nga tubig

1. guapa (pretty) + babayi (girl)

2. mainit (hot) + tubig (water)

3. matinlo (clean) + kuwarto (room)

4. daku (big) + bahay (house)

5. mataas (tall) + lalaki (man)

6. matam-is (sweet) + dolsi (candy)

7. mahaba (long) + talong (eggplant)

8. pula (red) + tsinelas (slippers)

9. maputi (fair) + babayi (woman)

10. malapit (near) + tyangge (store)

II. Managing conversation/Managing learning

A. What would you say?

1. You want someone to repeat what he said.

2. You want a person to say the language equivalent of an English word for expression.

3. You want someone to slow down in his speech.

4. You want a person to know that you did not get what he said.

5. You want to say that you understood what another person said.

6. You want to ask someone for the definition/explanation of a word.

7. You want to ask a person for correction.

8. You want a person to know that you are confused over something.

9. You want a person to read something for you.

10. You want to say that you are not aware of a certain information or situation.

B. Add a word to show respect. Then use it in an imperative sentence incorporating the noun into it:

e.g. luto (cook) + pansit (noodles)
Palihog luto ang pansit.

1. hatag (give) + libro (book)

2. limpyo (clean) + kwarto (room)

3. basa (read) + libro (book)

4. kuha (get) + tubig (water)

5. sulat (write) + ngalan (name)

6. dala (take/bring) + pagkaon (food)

7. hakwat (carry) + lamisa (table)

C. Write the correct gambit of the following competencies.
Use the space below for your answers.

1. To state level of ability to speak target language.
2. To state level of ability to understand TL.
3. To ask someone to repeat.
4. To ask someone to pause/stop speaking for a moment.
5. To ask for meaning (definition/explanation).
6. To state meaning (definition/explanation).
7. To ask how to say something in TL.
8. To state how to say something in TL.
9. To ask for appropriateness of a certain expression in given situation.
10. To state lack of understanding.
11. To state confusion.
12. To confirm understanding

III - Eating

A Identify the fruit or vegetable:

B. Guess what it is:

1. Gamay "Daw" lemon May liso "Prutas"

2. Medyo malaba' Pwede nga kanaryo, Berde, Orens, Prutas

3. May isa ka daku, nga liso. Gina-usar pang-guacamole, Manamit

4. Utan' Pwede pang-omelet" Medyo malaba" Ginapanitan.

5. Mapait "Utan" Indi gusto sang madamo nga Amerikano.

C. Write HUSTO (correct) if the statement is true and write the correct answer if the statement is false. Write your answer on the space provided for. The underlined word serves as your clue.

- _____ 1. mapait ang kalamay.
- _____ 2. matam-is ang mangga nga luto.
- _____ 3. maaslom ang hilaw nga saging.
- _____ 4. mapait ang amargoso.
- _____ 5. maalat ang berde nga mangga.
- _____ 6. maaslam ang kalamansi.
- _____ 7. makahang ang katumbal.
- _____ 8. malas-ay ang asin.
- _____ 9. matam-is ang dolsi.
- _____ 10. maalat ang kan-on.

D. Describe the taste of the following:

1. luto nga mangga

2. asin

3. katumbal

4. hilaw nga mangga

5. luto nga saging

6. tubig

7. kalamay

8. amargoso

9. hilaw nga saging

10. kalamansi

E. Match Column A with Column B. Write the letter only.

A	B
_____ 1. fried banana	a. isda
_____ 2. boiled	b. sarsyado
_____ 3. raw	c. tul-an
_____ 4. with sauce	d. nilaga
_____ 5. ingredients	e. manok
_____ 6. bones	f. pinirito nga saging
_____ 7. fat	g. hilaw
_____ 8. meat	h. lako/panakot
_____ 9. chicken	i. tambok
_____ 10. fish	j. unod

Note: Let your instructor check your work

F. Write gambits for the following competencies:

1. To ask name of food _____
2. To ask taste of food _____
3. To offer food to someone _____
4. To ask how food is prepared _____
5. To ask how food is eaten _____
6. To ask how food is prepared _____

G. Form questions on asking for preferences using the given cues:

e.g. coffee or tea (drink)

Ano ang gusto mo nga inomon, kape o tsa?

1. pinakbet or adobo (cook)

2. fish or chicken (buy)

3. pansit or fruit salad (prepare)

4. vegetable or meat (eat)

5. beer or gin (drink)

6. mango or pineapple (fruit)

7. squash or eggplant (vegetable)

8. pork or beef (meat)

9. salty or just right (taste)

H. It's mealtime. Read the dialogue between John and his host mother.

HOST MOTHER	JOHN
John, maka-on na kita.	Dali lang. Tapuson ko lang ining ginaobra ko.
Dali na. matugnaw ang pagkaon	Ara na./Ano ini?
Dinugu-an ina. Tilawan mo. Manamit	Nga-a itom ini?
Dugo ina sang baboy.	Ano pa?
May kasudlan kag iban nga panakot ina.	Gige. Tilawan ko.

Answer the questions:

1. Sino ang nagtawag kay John? _____
2. Nagkadto siya dayon? _____
3. Nga-a? _____
4. Ano ang pagka-on nga ara sa lamesa? _____
5. Ano ang kolor sang pagka-on? _____
6. Nga-a? _____
7. Kolor puti bala ang dinuguan? _____
8. Gintilawan bala ni John ang dinuguan? _____
9. Matugnaw bala ang pagkaon? _____
10. May isda bala ang dinuguan? _____

- I. Choose from among the given words below the description on how food may be prepared. You can give more than one answer for each number.

Choices: Ginisa (sauteed), Inihaw/Inasal (broiled), Piniprito (fried), Nilaga (boiled)

1. fish _____
2. cabbage _____
3. egg _____
4. french fries _____
5. pork _____
6. barbecue _____
7. eggplant _____
8. potatoes _____
9. chicken _____
10. pasta (noodles) _____

J. Underline the word that does not belong to the group.

1. (matam-is, maaslom, maalat, linaga)
2. (paho, tinapay, pinya, saging)
3. (sibuyas, ahos, asin, kamatis)
4. (ginisa, mahagpok, pinirito, nilaga)
5. (itlog, kalamay, asin, paminta)
6. (repolyo, manok, baka, baboy)
7. (patis, toyo, talong, langgaw)
8. (kape, beer, gatas, tsa)
9. (adobo, pinakbet, nilaga, balut)
10. (tilapia, bangros, tangigi, hipon)
11. (alimango, lokos, sibuyas, tahong)
12. (patatas, bayabas, tsiko, lansones)
13. (kalabasa, tangkong, petsay, ugbos sang kamote)
14. (dolsi, asukar, keyk, tubig)
15. (pansit, dinugu-an, tsapsoy, gatas)

K. Transform the statements into questions:

e.g. Manamit ang pinya.

Manamit bala ang pinya?
Manamit ang pinya, di bala?

1. Matam-is ang paho. _____
2. Nagaka-on ang bata. _____
3. May berde siya nga paho. _____
4. Gusto nila sang amagoso. _____
5. Nagakaon si John sang dinuguan. _____
6. Luto na ang saging. _____
7. Gintilawan niya ang balut. _____
8. Gusto niya ang ginamos. _____
9. Manamit ang pansit. _____
10. Nagkaon na siya. _____

IV Shopping

A. Match Column I with Column II by writing the letter of your answer on the space before the English word:

I	II
___ 1. soap	a. isda
___ 2. milk/creme	b. kape
___ 3. eggs	c. agas
___ 4. bread	d. manok
___ 5. coffee	e. tinapay
___ 6. cooking oil	f. tubig
___ 7. fish	g. habon
___ 8. chicken	h. utan
___ 9. vegetable	i. gatas
___ 10. kerosene	j. itlog
___ 11. slippers	k. mantika
___ 12. pants	l. sigarilyo
___ 13. cigarettes	m. prutas
___ 14. fruit	n. kame sang baka
___ 15. beef	o. pantalon
	p. tsinelas

B. 1 Write the Hiligaynon equivalent of the following numbers:

- | | | | |
|-------|-------|-------|-------|
| 1) 10 | _____ | 6) 6 | _____ |
| 2) 3 | _____ | 7) 9 | _____ |
| 3) 5 | _____ | 8) 1 | _____ |
| 4) 8 | _____ | 9) 4 | _____ |
| 5) 7 | _____ | 10) 2 | _____ |

B.2 Write the Spanish equivalent of the following numbers:

- | | | | |
|--------|-------|--------|-------|
| 11) 12 | _____ | 16) 19 | _____ |
| 12) 15 | _____ | 17) 16 | _____ |
| 13) 20 | _____ | 18) 14 | _____ |
| 14) 17 | _____ | 19) 18 | _____ |
| 15) 13 | _____ | 20) 11 | _____ |

C. Rearrange the letters to form words:

NUMBERS

1. ttiao _____
2. ailm _____
3. sia _____
4. ptaa _____
5. tpio _____
6. olpu _____
7. lwao _____
8. hdua _____
9. ysmal _____
10. nmao _____
11. aytebn _____
12. atawkren _____
13. setasen _____
14. tasingkwen _____
15. atntray _____

COLORS

1. tpui _____
2. iomt _____
3. dbree _____
4. akik _____
5. auls _____
6. ualp _____
7. eoly _____

D. Write the following figures in Spanish.

- 1) P 1.50 = _____
- 2) P 0.50 = _____
- 3) P 1.00 = _____
- 4) P 20.00 = _____
- 5) P 45.00 = _____
- 6) P 150.00 = _____
- 7) P 12.00 = _____
- 8) P 15.00 = _____
- 9) P 0.10 = _____
- 10) P 18.00 = _____

E. Given the list of words below, try to form a gambit under each competency.

ang	palda	sang	kamo	apat
ano	ninyo	mayara	sukat	lima
ginapangita	mga	gusto	may	tindahan
mabakol	tsinelas	kolor	asul	inom
pantalón	medyas	simbahan	puti	diyari
diin	pula	diri	tupad	dira

1. To ask what item is needed

2. To state what item is needed

3. To ask preference about needed item

4. To state preference about needed item

5. To ask where an item is located

6. To give directions within a market area or within a store

Note: Let your instructor check your work

F. Make your own gambits based on the following competencies. Use the space below for your answers.

1. To ask price
2. To state price
3. To complain about the price
4. To negotiate a bargain
5. To insist on original price
6. To agree to a price
7. To disagree with price (and not make purchase)
8. To ask for change (if purchase is made)
9. To identify incorrect change and ask for correct amount
10. To ask for a receipt
11. To give a receipt

G. How would you say the following gambits in Hiligaynon?

1. You want to ask the price of an item

2. You agree to the price of an item

3. You want to complain about the price of an item

4. You want to ask if haggling is possible

5. You want to ask for your change

6. You want to say that you received an incorrect change

7. You want to give the payment

8. You want to ask for receipt

9. You disagree with the price and decided not to make a purchase

10. You want to insist on the bargained price

H. Complete the dialogue:

A. _____ ni nga utan?

B. P 5.00 ang isa

A. Puwedeng _____?

B. Oo, puwede, pila ang gusto mo?

A. P 4.00 na _____.

B. indi puwede. Mapierde ako.

A. P 4.50 _____. Sige na.

B. O, sige.

A. Ari ang _____.

B. Salamat.

I. Read the story.

Isa ka adlaw nagkadto si Mary sa tiendahan. Nagbakal siya sang anom ka itlog, isa ka kapayas, isa ka kape, pulo ka tinapay, kag duha ka habon. P 10.00 and i sa ka gamay nga kapayas. Mahal ini. Barato ang itlog. P 1.50 ang isa. P 15.00 ang isa ka bilog nga tinapay kag P 8.50 and isa ka bilog nga hapon. Gusto niya magbakal sang paho, pero mahal ini. Indi niya masaran an ang bili sini.

1. Complete the table using words:

	Pila ka bilog?	Tagpila ang isa?	Pila ang tanan?
a. itlog			
b. kapayas			
c. kape			
d. tinapay			
e. habon			

Note: Let your instructor check your work.

2. Answer the questions below:

a. Diin nagkadto si Mary?

b. Mga ano ang ginbakal niya?

c. Ano ang mahal?

d. Ano ang barato?

e. Pila ang tanan?

f. Lima ka itlog ang ginbakal niya?

g. Masarangan niya ang paho?

h. Habon nga panglaba ang
ginbakal niya?

i. Sa tyendahan nagkadto si Mary?

j. Nagbakal siya sang pinya?

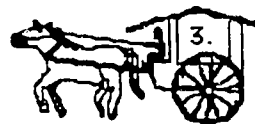
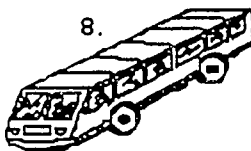

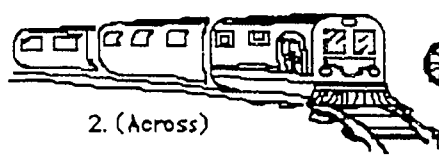
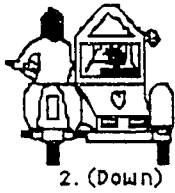
J. Name something that can be bought in the following:

1. botelya _____
2. tumpok _____
3. kilo _____
4. baso _____
5. dosena _____
6. kaban/sako _____
7. supot _____
8. lata _____
9. litro _____
10. kaha _____

Note: Let your instructor check your work.

V. TRAVELLING

A. Write the name of the following transportation using the drawing as clue:



Note: Ask your Language Instructor for the answers.

B. Write the different names of transportation by completing the missing letters:

1. T__ _n
2. B__r__t__
3. __u__
4. __r__pl__n__
5. D__ _p
6. T__ a__
7. B__rk__
8. B__s__k__e__a
9. K__l__s__
10. T__ _y__i__o__l

C. Write the following time expressions in the target language:

1. One thirty _____
2. two thirty _____
3. nine thirty _____
4. three thirty _____
5. six thirty _____
6. four thirty _____
7. seven thirty _____
8. five thirty _____
9. ten thirty _____
10. eight thirty _____

D. Underline the word unrelated to travelling in the set of words given below:

1. magpamangkot, nagsulat, magbayad
2. magtanom, nagsaka, nagpanaog
3. nag-agi, nagdalagan, malaba
4. magbayad, magsukot, magsaot
5. kaldero, traysikol, bisikleta
6. sukot, prutas, plete
7. nagpungko, nagtindog, naglangoy
8. magbasketball, naghalin, naghulat
9. naghibi, malapit, malayo
10. likod, atubangan, balay

E. List ten (10) TL words related to transportation. Use each of the word in sentences. (Ask your LI to check your sentences.)

e.g.

Words	Sentences
1. Nagsakay	Nagsakay ako sa bus.
2. Biyahe	Pila ka oras ang biyahe?

Words

Sentences

- | | |
|-----|-----|
| 1. | 1. |
| 2. | 2. |
| 3. | 3. |
| 4. | 4. |
| 5. | 5. |
| 6. | 6. |
| 7. | 7. |
| 8. | 8. |
| 9. | 9. |
| 10. | 10. |

F. Complete the gambits by choosing from the words **plete, oras, kalayo, salakyan, maagi**:

1. Ano _____ malakat ini?
2. Ano nga _____ ang pakadto sa Pampanga?
3. Ano _____ ang Gapan ca Cabanatuan?
4. Pila ang _____ halin sa Gapan asta sa Manila?
5. _____ ini sa Bulacan?

G. Write the target language equivalent of the gambits:

1. Where is this (jeepney) going?

2. How much is the fare?

3. I'm getting off here.

4. Here's my fare.

5. What time is this bus leaving?

6. Will this pass through Bulacan?



7. Is Cebu far from here?

8. Where's the market?


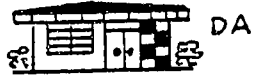
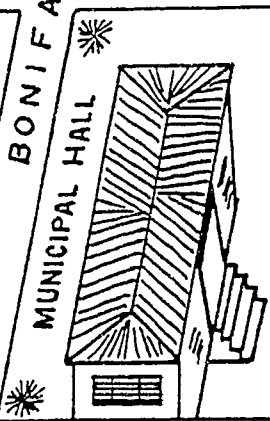


M A P




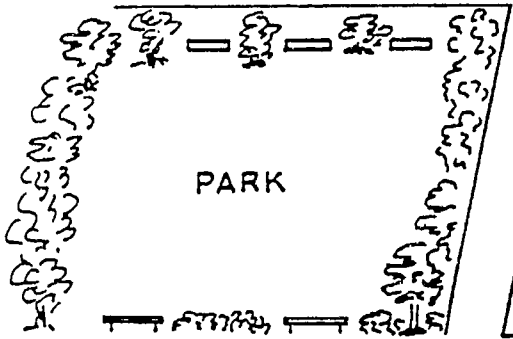
MABINI STREET



RIZAL STREET



ARELLANO STREET



H. Study the map and fill in the blanks with location words:

1. Sa _____ sang ospital ang drugstore.
2. Sa _____ sang ospital ang restaurant.
3. Sa _____ street ang sari-sari store.
4. Sa _____ sang drugstore ang balay.
5. Sa _____ sang eskwelahan ang simbahan.
6. Sa _____ sang eskwelahan ang sari-sari store.
7. Sa _____ street ang basketball court.
8. Sa _____ ang drugstore.
9. Sa _____ sang eskwelahan ang restaurant.
10. Sa _____ street ang munisipyo.

I. Below is a schedule of activities. Answer the following questions in words.

Schedule
6:30 - Breakfast
7:30 - Community Meeting
8:30 - Session I
10:15 - Merienda
12:00 - Session II
1:30 - Lunch
3:00 - Session III
3:15 - Merienda
6:30 - Dinner

Question:

1. Ano nga oras ang pamahaw? _____
2. Ano nga oras ang "Community Meeting"? _____
3. Ano nga oras ang Session 1? _____
4. Ano nga oras ang merienda sa aga? _____
5. Ano nga oras ang merienda sa hapon? _____
6. Ano nga oras ang Session II? _____
7. Ano nga oras ang Session III? _____
8. Ano nga oras ang panyapon? _____
9. Ano nga oras ang panyaga? _____
10. Ano nga oras ang Session IV? _____

J. Write the target language equivalent of the following:

1. turn right _____
2. turn left _____
3. corner _____
4. will get off _____
5. to ride _____
6. fare _____
7. transportation/vehicle _____
8. bus station _____
9. stop _____
10. trip/travel _____
11. time _____
12. to arrive _____
13. to leave/depart _____
14. far _____
15. near _____

K. Read the selection then answer the questions that follow:

Makadto si Maria sa opisina sang Department of Agriculture. Sa poblasyon ang opisina. Ma-dyip siya pakadto didto. Isa ka sakay lang siya. Uno singkwenta ang bayad sa dyip.

1. Sin-o ang makadto sa opisina? _____
2. Diin nga opisina siya makadto? _____
3. Diin ang opisina? _____
4. Nag-bus siya? _____
5. Ma-trike bala siya? _____
6. Ano ang sakyan niya? _____
7. Pila ka sakay siya? _____
8. Pila ang bayad? _____

L. Write the competencies of the following gambits:

1. Makadto ako sa Banaue. _____
2. Ano ang sakyan ko? _____
3. Sakay ka sa bus? _____
4. Diin ako masakay? _____
5. Sa may Dimasalang sa Dangwa Station _____
6. Diin ako manaog? _____
7. Panaog ka sa tyendahan sang Banaue _____
8. Pila ang plete? _____
9. P 95.00 ang isa _____
10. Pila ka oras ang biyahe halin sa Manila hasta sa Banaue? _____
11. Mga walo ka oras. _____
12. Ano nga oras nagahalin ang bus? _____
13. Alas 7:30 sang aga adlaw-adlaw? _____

VI HEALTH

A. Rearrange the letters to form different parts of the body

1. kuobh _____

2. aamt _____

3. lou _____

4. gbbii _____

5. ludaggna _____

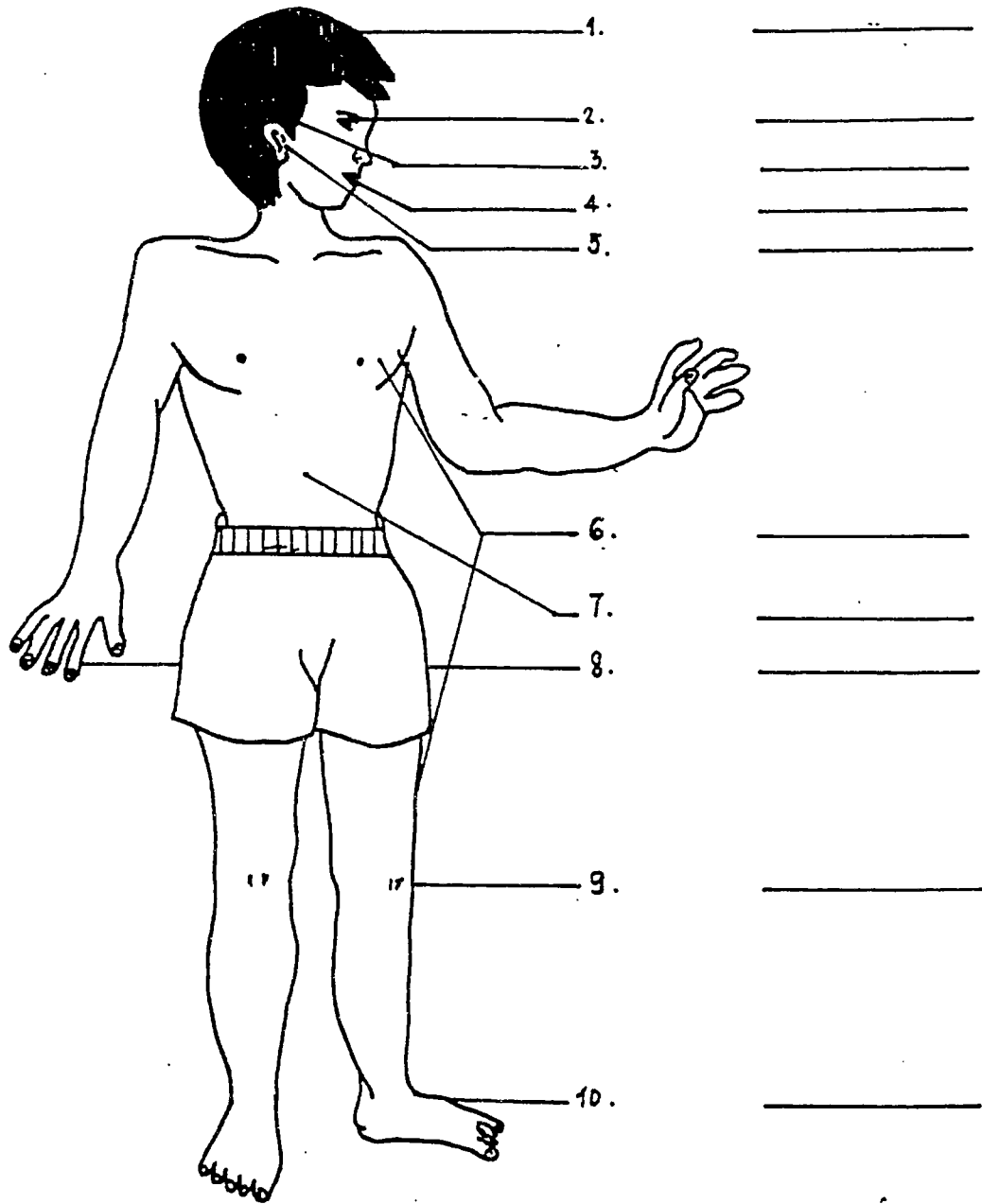
6. aawls _____

7. updos _____


8. aokmt _____

9. dhtuo _____

10. iilt _____



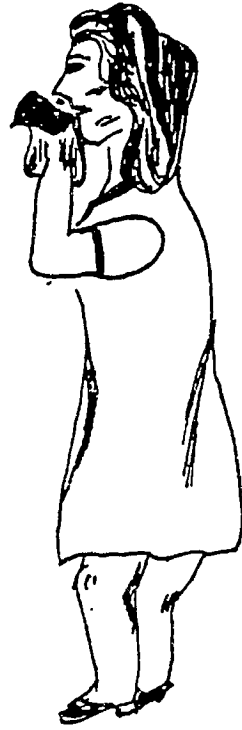
8. Describe your feeling/s if you were in the following situations:



1. _____



2.



3.

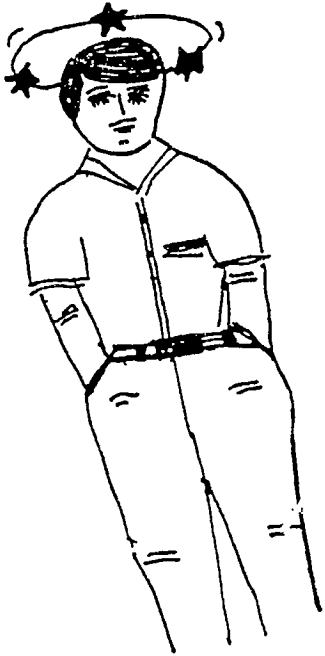


4. _____



5. _____





6. _____



7. _____

C. Give the target language equivalent of the different parts of the body and use each in a sentence:

1. eyes _____
2. nose _____
3. lips _____
4. ears _____
5. mouth _____
6. fingers _____
7. feet _____
8. face _____
9. head _____
10. teeth _____

Note: Let your instructor check your work.

D. Answer the following questions:

1. Ano ka kalaba ang buhok mo?

2. Pila ang mata mo?

3. Pila ang ilong mo?

4. Ano ka kataas?

5. Ano kolor sang mata mo?

6. Pila ang dalunggan mo?

7. Pila ang tudlo mo?

8. Ano ang kolor sang buhok mo?

9. Pila ang kamot mo?

10. Pila ang ulo mo?

E. Give the target language equivalent of the given expressions.

1. "I feel dizzy" _____
2. "I feel weak" _____
3. "I'm wounded" _____
4. "I cut myself" _____
5. "I have a headache" _____
6. "Help me" _____
7. "Do you have medicine" _____
8. "I want aspirin" _____
9. "I have a stomach ache" _____
10. "My tooth is aching" _____

G. Write all the verbs in the story. There are 9 of them. Then use each in a sentence.

1. _____

2. _____

3. _____

4. _____

5. _____

6. _____

7. _____

8. _____

9. _____

H. Negate the following sentences:

1. May masakit ako. _____
2. Masakit ang ulo niya. _____
3. May hilanat siya. _____
4. Kinahanglan ko sang
"bandage" _____
5. Masakit ang dalunggan ko. _____
6. Gusto ko sang kilawin. _____
7. Makadto ako sa Doktor. _____
8. May Doktor. _____
9. Napilas ang kamot ko. _____
10. Kapoy ako. _____

HILIGAYNON
Supplementary Worksheets

Markers

Pronouns

Adjectives

Pseudoverbs

Verb Aspects

Verb Cases

Sentence Expansion

Gambit Expansion

Particles

Connectors

A. Markers

Use appropriate markers to complete the sentence:

1. Nagkadto _____ Mary _____ opisina.
2. Nagbakal _____ bata _____ dolsi.
3. Ginkaon _____ John _____ mangga.
4. Maluto _____ Nanay _____ pansit.
5. Nagtanom _____ mangunguma _____ binhi.
6. Ginhatag _____ bata _____ dolsi.
7. Nagsakay _____ Peter _____ traysikol.
8. Nagasakay _____ Carla _____ kuwarto.
9. Nagasakit _____ ulo _____ Pam.
10. Ano _____ ginkuha mo _____ nursery.

B. Markers

Identify the marker and use it in a sentence.

e.g. subject marker Nagakaon ang bata.

1. Place marker _____
2. Numerical marker _____
3. Subject marker _____
4. Future time marker _____
5. Object marker _____
6. Directional marker _____
7. Past time marker _____
8. Location marker _____

C. Pronouns

Underline the correct pronoun:

1. (Ako, ko, ka) si John.
2. Taga-Texas (ko, ako, akon).
3. Utod (ako, akon, ko) si Manny.
4. (ko, akon, ako) ang lapis nga ini.
5. Gwapa (siya, niya, iya).
6. Doktor (niya, siya, iya)
7. Kaon (ikaw, ka, mo)) na.
8. Nagbakal (sa amon, namon, kami) sang abono.
9. (Sa iya, Iya, Sila) ka magpamangkot.
10. Ginluto (amon, namon, kami) ang pansit.

D. Pronouns

Use the following pronouns in a sentence:

1. Amon _____
2. Ka _____
3. Kami _____
4. Akon _____
5. Sa iya _____
6. Ikaw _____
7. Sila _____
8. Mo _____
9. Niya _____
10. Ko _____

E. Pronouns

Underline the correct pronoun based on the clue written before the sentence:

- You 1. Filipino (a. ako b. ikaw c. siya)
I 2. Amerikano (a. siya b. ko c. ako)
You 3. Taga diin (a. ka b. siya c. ako)
He 4. (a. ako b. ikaw c. Siya) si Pedro
She 5. (a. siya b. ako c. ikaw) si Maria
He 6. (a. ako b. siya c. ikaw) gali si John
I 7. Malakat na (a. siya b. ikaw c. ako)
He 8. PCV (a. ako b. siya c. ikaw)
I 9. (a. ako b. ikaw c. siya) si John
She 10. Baynte singko anyos na (a . ako b. siya c. ikaw)

F. Adjectives

Underline the correct form of the adjective:

1. (Gwapa, Mas gwapa) si Jane.
2. (Mas matugnaw, Katugnaw) sa Sagada.
3. (Mas manamit, Pinakamanamit) ang lasagna.
4. (Mainit, Mas mainit) ang Pangasinan kay sa Tuguegarao.
5. (Pinakamabudlay, Mas mabudlay) mangabuhi sa bukid.
6. (Pareho kadaku, Pinakadaku) si John kay Nancy.
7. (Napakalimpyo, Pinakamalimpyo) sang Baguio.
8. (Mas manamit, Manamit) ang ginakaon nila.
9. (Maitom, kaitom) sang Kuring.
10. (Pinakagamo, kagamo) ang Manila.

G. Adjectives as Predicates in the sentence

Answer the following questions:

1. Diin ang mas magamay, liso sang kamatis o liso sang bayabas?

2. Diin ang mas daku, liso sang paho o liso sang abokado?

3. Diin ang mas madali nga magbunga, paho o mabolo?

4. Ano ang pinakatiig-a nga kahoy? _____
5. Ano ang pinakamahunit nga kahoy? _____
6. Ano ang pinakamanami nga kahoy? _____
7. Diin ang pinakamataas nga kahoy sa kalibutan? _____
8. Ano ang pinakamanamit nga prutas para sa imo? _____
9. Ano nga kahoy ang indi gusto sang anay? _____
10. Ano nga kahoy ang gusto gid sang anay? _____

H. Pseudo Verbs

Fill in the blanks with the correct pseudo verb by choosing from **GUSTO, KINAHANGLAN, NALUYAG, KILALA, KAHIBALO, PUEDE, INDI GUSTO:**

1. _____ (like) ko ang pansit.
2. _____ (Don't like) ni Fe ang Durian.
3. _____ (Need) namon ang libro.
4. _____ (know) mo si Evelyn?
5. _____ (Can handle) si Nestor magbisikleta.
6. _____ (know) ako magpiyano.
7. _____ (Love) si Gerry kay Lisa.
8. _____ (Like) sang bata ang dolsi.
9. _____ (Need) siya sa ila balay.
10. _____ (know) si Beth sa Pagadi-an.

I. Pseudo Verbs

Translate and use the given pseudo verbs in a sentence.

e.g. Need. Kinahanqlan namon ang kahoy.

1. Know _____
2. Love _____
3. Can handle _____
4. Don't like _____
5. Must _____
6. Like _____
7. Know _____
8. Should _____
9. Need _____
10. Can handle _____

J. Verb Aspects

Underline the form in parenthesis that most appropriately completes the sentence:

1. (Nagkadto, Makadto, Nagakadto) ako sa Lagawe kahapon.
2. (Ginkaon, Ginakaon, Kaonon) nila ang adobo subong.
3. (Baklon, Ginbakal, Ginabakal) ni Ed ang lapis bwis.
4. (Nag-obra, Ma-obra, Naga-obra) ako diri sang duha ka tuig.
5. (Naga-inom, Nag-inom, Mainom) siya sang kape adlaw-adlaw.
6. (Nagadalagan, Nagdalagan, Madalagan) kami sa Port San Pedro sang isa ka adlaw.
7. (Nagatu-on, Nagtu-on, Matu-on) ako sang Hiligaynon subong.
8. (Ihatag, Ginhatag, Ginahatag) mo sa ina kay Albert.
9. (Limpyohan, Ginlimpyohan, Ginalimpyohan) ko ang balay adlaw-adlaw.
10. (Nagasulat, Nagsulat, Masulat) ako sa amon sa Domingo.

K. Verb Cases

Underline the correct form of the verb:

1. (Maluto, Luto-on) kami sang pinakbet.
2. (Magtomar, Tomaron) mo na ang bulong mo.
3. Gusto ko nga (hulamon, maghulam) sang kwarto.
4. (Ginalimpyohan, Nagalimpyo) si Jane sang kwarto.
5. (Masulat, Sulatan) ako kay Jona.
6. (Ayo-on, Ayo-an) naton ang ulotanon.
7. (Makadto, kadtoan) na sila.
8. (Kinaon, Nagkaon) na sila.
9. (Tindog, Itindog) kita tanan.
10. (Nagkanta, Ginkanta) si Eugenie sang Iloilo ang banwa ko.
11. (Ginabakal, Nagabakal) siya sang lansones.
12. (Mabasa, Basahan) sila sang libro.
13. (Obrahon, Nag-obra) sila sang A-Frame.
14. (Nagatu-on, Pagtu-on) ako sang Hiligaynon.
15. (Idalagan, Madalagan) kami kwas sa banwa.

L. Verb Aspects/Cases

Something is wrong with the sentences below. Write them in their correct form:

1. Sin-o ang nagkaon ang bayabas?

2. Gusto mo nga luto-on sang adobo nga manok.

3. Makadto niya sa Manila?

4. Ginkaon ako sang balut kagab-i.

5. Nagtanom kita sang ipil-ipil kwas.

6. Makabakal ka sang abono sang Domingo.

7. San-o naton magmiting?

8. Iprepara ka na ang mga sangkap sang pinakbet.

9. Tilawan ko sang amargoso kahapon.

10. Pakitawag ang Maria.

11. Ikaw ang naglaba ang bayo mo?

12. Imon anay kita sang serbesa?

13. Diin niya sa banwa?

14. Kinahanglan namon ang ginbulig.

15. Nagtomar ko ang bulong.

M. Sentence Expansion

Expand the sentences using the given cues:

e.g. Malayo ang Iloilo. (negative)
Indi malayo ang Iloilo.

1. Manamit ang balut. (negative)

2. Nagkaon ako. (na)

3. Mataas si Tom. (negative)

4. Volunteer siya. (gali)

5. Barato ang bayabas. (kuno)

6. Masakit ang dalunggan ko. (negative)

7. Mabaskog ang ulan. (pa)

8. Nagbakal ako sang T-shirt. (negative/man/na)

Note: Let your instructor check your work.

N. Gambits Expansion

Expand the gambits using particles, tag questions, time words, existential words, negations, nouns, adjectives, adverbs, etc.

1. Maayong aga. _____
2. Ano ang trabaho mo? _____
3. PCV ako. _____
4. Taga-California ako. _____
5. Ini ang nanay ko. _____
6. Salamat. _____
7. Ano ini? _____
8. Manamit? _____
9. Paano ang pagluto? _____
10. Kaon kita. _____
11. Tagpila ang pinya? _____
12. Ano ang sakyan ko? _____
13. Diin masakay? _____
14. Malayo bala ang Capiz? _____
15. Pila ang plete? _____
16. Bayad. _____
17. Baligan ako. _____
18. Magamo? _____

Note: Let your instructor check your work.

O. Particles

Add the following particles to the statement then write its English equivalent:

1. Pilipino sila. (a. siguro b. gali c. kuno d. man e. siguro)

a.

b.

c.

d.

e.

f.

2. Nagkaon ako. (f. pa g. na h. lang i. man)

g.

h.

i.

j.

P. Particles

A. Match column A with column B.

A	B
1. maybe	a. pa
2. indeed	b. lang
3. according to someone	c. gani
4. also, too	d. na
5. still	e. siguro
6. already	f. kuno
7. only	g. man
	h. ikaw

B. Select 5 and use them in a sentence.

- 1.
- 2.
- 3.
- 4.
- 5.

Q. Connectors

Use the appropriate connectors to combine the sentences below:

e.g. Daku ang Manila.
Mas daku ang Cebu.

Daku ang Manila pero mas daku ang Cebu.

1. Manami ang site ko.
Mabuot pa ang mga tawo.

2. Gusto ko ang Sagada.
Mas gusto ko ang Boracay.

3. Makadto ako sa Baguio.
Naga-ulan didto.

4. Makaon ako sa seafront.
Makadto ako sa Harisson Plaza.

5. Mabudlay magkadto sa PRRM.
Malain ang kalsada.

R. Connectors:

Use the given connectors in a sentence.

e.g. Bisan. Makadto ako sa Sagada bisan delikado.

1. Kay _____
2. Pero _____
3. Pagkatapos _____
4. Bisan _____
5. Kag _____
6. Pero _____
7. Kay _____
8. Bisan _____
9. Kag _____
10. Pagkatapos _____

S. Miscellaneous Grammatical Features:

Identify the following:

- _____ 1. A linker that is inserted between an adjective and a noun no matter what letter the first word ends
- _____ 2. A subject pronoun for second person plural
- _____ 3. A question word used to ask for cost or price of an item
- _____ 4. An affix when attached to the question word DIIN or to a verb root or name of place would suggest asking for direction or direction
- _____ 5. A particle to express temporariness
- _____ 6. A preposition used as a future time marker
- _____ 7. A subject marker for singular personal pronoun
- _____ 8. A particle which means "just"
- _____ 9. A subject pronoun, first person plural (exclusive) meaning "I and others"
- _____ 10. A question word used to ask for location of a person or thing
- _____ 11. A subject marker for singular common nouns
- _____ 12. A location demonstrative pronoun that means there (far from both speaker and listener)
- _____ 13. A particle which express "HOPE"
- _____ 14. A question word used to ask for manner of doing something and directions
- _____ 15. A linker that is attached to a number and a noun or an adjective
- _____ 16. A question word used to ask for future time
- _____ 17. A particle which means already or now
- _____ 18. A subject pronoun for first person singular
- _____ 19. A particle which indicates indirect quotation
- _____ 20. A question word which means "whose, to whom"

ANSWERS

I. Socializing

- A.
- | | |
|--------------|-------------|
| 1. Di-in | 6. Maayo |
| 2. Sin-o | 7. Makadto |
| 3. Ano | 8. Edad |
| 4. Taga-diin | 9. Trabaho |
| 5. Pila | 10. Salamat |
- B.
- | | |
|----------|---------------|
| 1. ano | 6. san-o |
| 2. pila | 7. tagpila |
| 3. ngaa | 8. diin dampi |
| 4. sin-o | 9. kasan-o |
| 5. diin | 10. kay sin-o |
| | 11. paano |
- C.
1. Diin ka makadto?
 2. Maayong aga man.
 3. Kamusta ka?
 4. Diin ka naghalin?
 5. Dira lang.
 6. Ano ang trabaho mo?
 7. PCV ako sa Iloilo
 8. Baynte singko ang edad ko.
 9. Ano ang ngalan mo?
 10. Wala pa ako sang asawa.
 11. Mauna ako
 12. Diin ka naga-istar
 13. Kahibalo ka sang Ilonggo
 14. Ano ang obrahon mo didto?
 15. Kasan-o ka nag-abot diri ?
- D.
- | | |
|-------------|-------------------|
| 1. gab-i | 6. ka |
| 2. kamo | 7. diri |
| 3. makadto | 8. hapon |
| 4. naghalin | 9. pangabuhi |
| 5. man | 10. Mister Santos |
- G. Part 1 & 2
- | | |
|------|-------|
| 1. b | 6. c |
| 2. c | 7. b |
| 3. c | 8. b |
| 4. b | 9. c |
| 5. b | 10. a |

- | | | |
|--------|--|---|
| I. | 1. Si John
2. Agricultural Production
3. Department of Agriculture
4. Nagabulig siya sa mga programa sang gobyerno
5. Sa Barangay Sinondojan | 6. Si Mr. Manuel Madera
7. Si Carlos Mabalot
8. Duha ka tuig
9. Indi
10. Indi |
| P. | 1. tiyempo
2. pangabuhi
3. maayo
4. kon kis-a
5. kwarto | 6. magpahuway
7. bag-o
8. Indi
9. wala
10. ngalan |
| C. | 1. h
2. b
3. a
4. f
5. k
6. o
7. n
8. p | 9. m
10. c
11. e
12. d
13. j
14. g
15. i |
| U. | 1. guapa nga babayi
2. ma-init ng tubig
3. matinlo nga kwarto
4. daku nga balay
5. mataas nga lalaki
6. matam-is nga dolsi | 7. malaba nga talong
8. pula nga tsinelas
9. maputi nga babayi
10. malapit nga tyangge |
| II. A | 1. palihog liwat
2. Ano sa Hiligaynon ang ____?
3. Hinay-hinay lang
4. Indi ko maintindihan
5. Maintindihan ko | 6. Ano sa Hiligaynon ang _____?
7. Husto?/Husto ang ginhambal/
ginsulat ko?
8. Nagalibog ang ulo ko
9. Palihog basa
10. Wala ako kahibalo. |
| B. | 1. Palihog hatag ang libro
2. palihog limpyo ang kwarto
3. palihog basa ang libro
4. palihog kuha ang tubig
5. palihog sulat ang ngalan | 6. Palihog dala ang pagkaon
7. palihog hakwat ang lamisa |
| III. A | 1. paho
2. saging
3. pinya
4. bayabas | 5. talong
6. kalabasa
7. amagoso
8. petsay |

- B. 1. suha
2. saging
3. abokado
- C. 1. matam-is
2. husto
3. maaplod
4. husto
5. maaslom
- D. 1. matam-is
2. maalat
3. makahang
4. maaslom
5. matam-is
- H. 1. Si nanay
2. Hindi
3. Tungod kay ginapos niya
4. Dinuguan
5. Itom
- I. 1. Pinirito/inihaw
2. ginisa
3. pinirito/linaga
4. pinirito
5. inihaw, linaga, pinirito
- J. 1. linaga
2. tinapay
3. asin
4. mahagpok
5. itlog
6. repolyo
7. talong
8. beer
- K. 1. Matam-is ang paho?
2. Nagka-on ang bata?
3. May berde siya nga paho?
4. Gusto nila sang amargoso?
5. Nagkaon si John sang dinugu-an?
4. talong
5. amargoso
6. husto
7. husto
8. maalat
9. husto
10. malas-ay
6. malas-ay
7. matam-is
8. mapait
9. maaplod
10. maaslom
6. Tungod kay dugo ini sang baboy
7. Indi
8. Huo
9. Indi
10. Wala
6. inihaw
7. ginisa
8. linaga
9. linaga, pinirito. inihaw
10. linaga
9. balot
10. Pasayan
11. sibuyas
12. patatas
13. kalabasa
14. tubig
15. gatas
6. Luto na ang saging?
7. Gintilawan niya ang balot?
8. Gusto niya ang ginamos?
9. Manamit ang pansit?
10. Nagkaon na siya?

- IV. A. 1. g
2. i
3. j
4. e
5. b
6. k
7. a

8. d
9. h
10. c
11. p
12. o
13. l
14. m
15. n

- B.1 1. napulo/pulo
2. tatlo
3. lima
4. walo
5. pito

6. anom
7. siyam
8. isa
9. apat
10. duha

- B.2 11. dose
12. kinse
13. baynte
14. desi-syete
15. trese

16. desi-nuwebe
17. desi-sais
18. katorse
19. desi-otso
20. onse

C. Numbers

1. tatlo
2. lima
3. isa
4. apat
5. pito
6. pulo
7. walo
8. duha

9. siyam
10. anom
11. baynte
12. kwarenta
13. sesenta
14. singkwenta
15. traynta

Colors

1. puti
2. itom
3. berde
4. kaki

5. asul
6. pula
7. yelo

- D. 1. uno singkwenta
2. singkwenta sentimos
3. piso
4. baynte pesos
5. kwarenta y singko pesos

6. syento singkwenta pesos
7. dose pesos
8. kinse pesos
9. diyas sentimos
10. desi-otso pesos

- H. 1. tagpila 2. makaayo 3. lang 4. na lang 5. bayad

I. 2.

- a. sa tyendahan
- b. itlog, kapayyas, kape, tinapay kag sabon
- c. kapayyas
- d. itlog
- e. P 56.00
- f. Indi
- g. Indi
- h. Indi
- i. Huo
- J. Indi

- V. B. 1. tren 6. trak
2. baroto 7. barko
3. bus 8. bisikleta
4. eroplano 9. kalesa
5. dyip 10. traysikol
- C. 1. ala una y media 6. alas kwatro y media
2. alas dos y media 7. alas syete y media
3. alas nuwebe y media 8. alas singko y media
4. alas tres y media 9. alas dyes y media
5. alas sais y media 10. alas otso y media
- D. 1. nagsulat 6. prutas
2. magtanom 7. naglangoy
3. malaba 8. magbasketaball
4. magsuot 9. naghibi
5. kaldero 10. balay
- F. 1. oras 2. salakyan 3. kalayo 4. plete 5. maagi
- H. 1. likod 6. tupad
2. atubangan 7. Arellano
3. Mabin: 8. Atubangan
4. Wala 9.
5. atubangan 10. Bonifacio
- J. 1. liko sa tuo 9. pundo/pana
2. liko sa wala 10. biyahe
3. kanto 11. oras
4. manaog 12. maabot
5. masakay 13. mahalín

- | | | |
|-------|--|--------------------------------|
| | 6. plete | 14. malayo |
| | 7. salakyan | 15. malapit |
| | 8. istasyon | |
| K. | 1. Si Maria | 6. Dyip |
| | 2. Sa Department of Agriculture | 7. isa ka sakay lang |
| | 3. sa poblasyon | 8. uno singkwenta |
| | 4. Indi | |
| | 5. Indi | |
| L. | 1. To state desired local destination | |
| | 2. To ask best type of transportation to take | |
| | 3. To state best type of transportation to take | |
| | 4. To ask location of pick-up point for local transportation | |
| | 5. To state location of pick-up points | |
| | 6. To ask where to get off for a given destination | |
| | 7. | |
| | 8. To ask for fare | |
| | 9. To state fare schedule of trip | |
| | 10. | |
| | 11. To state distance of trip | |
| | 12. To ask schedule of trip | |
| | 13. To state schedule of trip | |
| VI. A | 1. buhok | 6. lawas |
| | 2. mata | 7. tiyan |
| | 3. ulo | 8. kamot |
| | 4. baba | 9. tuhod |
| | 5. dolunggan | 10. tiil |
| E. | 1. nagalingin ang ulo ko | 6. buligi ako |
| | 2. nagapangluya ako | 7. may bulong ka |
| | 3. napilasan ako | 8. gusto ko sang aspirin |
| | 4. napilasan ako | 9. masakit ang tiyan ko |
| | 5. nagasakit ang ulo ko | 10. masakit ang ngipon ko. |
| F. | 1. PCV si John | 6. ng Doktor |
| | 2. sa Bohol | 7. bulong |
| | 3. sa Barangay Magabay | 8. maghalong sa ginaka-on niya |
| | 4. kilawin | |
| | 5. Nagpamus-on siya | |
| G. | 1. nagkadto | 6. ginhatagan |
| | 2. nagka-on | 7. ginhambalan |
| | 3. nagpa-uli | 8. maghalong |
| | 4. nagsakit | 9. ginaka-on |

- | | |
|--|--|
| <p>H.</p> <ol style="list-style-type: none"> 1. wala ako masakit 2. indi masakit ang ulo niya 3. wala siya hilanat 4. indi ko kinahanglan ang "bandage" 5. indi masakit and dolunggan ko. | <ol style="list-style-type: none"> 6. indi ko gusto ang kilawin 7. indi ako makadto sa Doktor 8. wala doktor 9. wala napilas ang kamot 10. indi ako kapoy |
|--|--|

SUPPLEMENTARY WORKSHEETS

A. Markers

- | | |
|--|---|
| <ol style="list-style-type: none"> 1. Si, sa 2. ang, sang 3. ni, ang 4. si, sang 5. ang, sang | <ol style="list-style-type: none"> 6. sang, ang 7. si, sa 8. si, sang 9. ang, ni 10. ang, sa |
|--|---|

B. Markers

- | | |
|---|--|
| <ol style="list-style-type: none"> 1. sa 2. ka 3. ang 4. sa | <ol style="list-style-type: none"> 5. sang 6. sa 7. sang 8. sa |
|---|--|

C. Pronouns

- | | |
|---|---|
| <ol style="list-style-type: none"> 1. ako 2. ako 3. ko 4. akon 5. siya | <ol style="list-style-type: none"> 6. siya 7. ka 8. kami 9. Sa iya 10. namon |
|---|---|

E. Pronouns

- | | |
|--|--|
| <ol style="list-style-type: none"> 1. ikaw 2. ako 3. siya 4. siya 5. siya | <ol style="list-style-type: none"> 6. siya 7. ako 8. siya 9. ako 10. siya |
|--|--|

F. Adjectives

- | | |
|--|---|
| <ol style="list-style-type: none"> 1. Gwapa 2. kalamig 3. Pinakamanamit 4. Mas manamit | <ol style="list-style-type: none"> 6. Pareho kadaku 7. Napakalimyo 8. Manamit 9. Kaitom |
|--|---|

H. Pseudo Verbs

- | | |
|--|---|
| <ol style="list-style-type: none"> 1. Gusto 2. Indi gusto 3. Kinahanglan 4. Kilala | <ol style="list-style-type: none"> 6. Kahibaio 7. Naluyag 8. Gusto 9. Kinahanglan |
|--|---|

5. Puede

10. Kilala

J. Verb Aspects

1. Nagkadto
2. Ginakaon
3. Baklon
4. Ma-obra
5. Naga-inom

6. Nagdalagan
7. Matu-on
8. lhatag
9. Gimalimpyohan
10. Masulat

K. Verb Cases

1. Maluto
2. Tomaron
3. maghulam
4. nagalimpyo
5. masulat
6. ayo-on
7. ayo-on

9. Tindog
10. Nagkanta
11. nagabakal
12. mabasa
13. nag-obra
14. nagatu-on
15. madalagan

P. Particles A.

1. siguro
2. gani
3. kuno
4. man

5. pa
6. na
7. lang

Q. Connectors

1. kag 2. pero 3. bisan 4. pagkatapos 5. kay

S. Miscellaneous Grammatical Features

1. nga
2. kamo
3. tagpila
4. taga
5. anay
6. sa
7. si
8. lang
9. kami

10. diin
11. ang
12. didto
13. tani
14. paano
15. ka
16. san-o
17. na
18. ako

19. kuno
20. kaysin-o

H I L I G A Y N O N

Grammar Notes

Lynn Vista
Material Developer

HILIGAYNON GRAMMAR NOTES

- TOPIC 1. Socializing
Task 1.1 Meeting people briefly
- a. The linker NGA

The greeting MAAYONG AGA (good morning) consists of an adjective MAAYO (good), the linker NGA and the noun AGA (morning). The linker NGA signifies a modification sequence between the adjective MAAYO (modifier) and the noun AGA (being modified). MAAYO NGA AGA may be contracted to MAAYONG AGA.

e.g.

gwapa nga bata
(beautiful child)

bata nga gwapa
(beautiful child)

The linker NGA is placed between the adjective and the noun.

- b. Subject Personal Pronouns

The greeting KAMUSTA KA? (How are you?)
KA or IKAW is a personal pronoun which functions as the subject in the sentence.

Below is the chart of the subject pronouns in Hiligaynon:

I	AKO
You (singular)	KA/IKAW
He/She	SIYA
We (dual)	KITA
We (exclusive)	KAMI
We (inclusive)	KITA
You (plural)	KAMO
They	SILA

*Note:

KA may never be used at the beginning of the sentence, while IKAW may occur anywhere in the sentence.

c. ANB of MAG verbs

In the gambit, DIIN KA MAKADTO? (Where are you going?), MAKADTO is from the infinitive form, MAKADTO which gives emphasis on the doer of the action and belongs to the action not begun aspect which means "will go". Just add the affix MA to verb root KADTO (to go) to form the ANB Aspect MAKADTO.

e.g.

Makadto ako sa opisina.
(I will go to the office.)

d. Use of question words

In the greeting DIIN KA NAGHALIN? (Where have you been?), DIIN is a question word meaning "where".

In the gambit, ANO IMO.NGALAN? (What's your name?) ANO is also a question word meaning "what". Another question word is SIN-O which means "who".

e.g.

Diin ka makadto?
(Where are you going?)

Ano imo ngalan?
(What is your name?)

Sin-o ang tatay mo?
(Who is your father?)

e. Directional Pronouns

The pre-posted possessive pronouns may become directional pronouns when they are preceded by a direction preposition SA (to). For example SA (to) + AKON (mine) = SA AKON (to me).

e.g.

Maayong aga sa inyo.
(Good morning to you all.)

Maayong hapon sa imo.
(Good morning to you.)

*Note: In using directional pronouns the action in the sentence is directed towards a person.

Below is the chart of Directional Pronouns:

SINGULAR

Sa akon	to me
Sa imo	to you
Sa iya	to him/her

PLURAL

Sa amon (excl.)	to us (excl.)
Sa aton (incl.)	to us (incl.)
Sa inyo	to you
Sa ila	to them

f. **Location Set of Demonstrative Pronouns**

In the response, DIRI LANG (just here), DIRI is a demonstrative pronoun belonging to the location set.

Diri	(here)
Dira	(there)
Didto	(over there)

*Note:

Please refer to the Appendix on Demonstrative Pronouns for more examples.

g. **SA as Noun Marker**

In the sentence DIRA LANG SA OPISINA (Just there in the office.) SA is used as a place marker or general location marker.

e.g.

Diin ka makadto?
(Where are you going?)

Sa opisina
(At the office)

Note:

See Appendix on Non-Subject Markers.

1.1.2

a. Parts of Hiligaynon sentence

The parts of the sentence in Hiligaynon may be arranged as follows:

Predicate + Subject

The Predicate may be a noun, pronoun, adjective, verb or pseudoverb.

e.g.

Ako si Lynn.
(I am Lynn.)

AKO is the predicate pronoun.
SI LYNN is the subject

*Note:

When making introduction, the predicate-subject set of personal pronoun is used.

b. Subject Marker for Common Nouns and Personal Names

ANG is a singular subject marker for common nouns.

e.g.

Maria ang ngalan ko.
(Maria is my name.)

ANG MGA is a plural subject marker for common nouns.

e.g. Nagpauli is John.
(John went home.)

SI is a singular/markers for personal names.

e.g.

Ako si John.
(I'm John.)

SANDAY is plural subject marker for personal names.

e.g.

Nagkadto sa opisina SANDAY John kag Maria.
(John and Maria went of the office.)

c. Affix TAGA

TAGA is a prefix placed before the root verb, and will expresses occupation as what the verb connotes.

e.g.

TAGA + hugas (to wash) sang pinggan
= TAGAhugas sang pinggan
(dishwasher)

d. Possessive Set of Pronouns

The Possessive set of personal pronouns, as in the sentence.

e.g.

Carol ang ngalan ko.
(Carol is my name)

May function as an adjective or as a noun in the sentence. The possessive adjective set may be classified into two. Those that precede a noun and those that come after a noun.

*Note: See Appendix on Personal Pronouns for more examples.

e. ANO'NG

ANO'NG is the contraction of ANO ANG

e.g.

Ano ang ngalan mo?
Ano'ng ngalan mo?
(What's your name?)

f. Existential Verb MAY and MAY ARA

a. May (There is, There was. There are, There were, There will be, To have) is used with nouns or without modifiers . But MAY can not stand alone.

Without Modifiers

1. May kwarta ako sa kaheta.
(I have money in the wallet.)
2. May tsinelas ako.
(I have slippers.)

With Modifiers

1. May puti siya nga bayo.
(She has a white dress.)

May madamol ako nga habol.
(I have a thick blanket.)

b. MAY ARA (There is, There was, There are, There were, There will be, To have) is used

1. When followed by particles

e.g.

May ara na sila nga traysikel.
(They already have a tricycle.)

May ara pa nga tawo sa sala.
(There is still a person in the living room.)

2. when followed by personal subject-pronouns

e.g.

May ara siya nga nobyo.
(She has a boyfriend.)

May ara sila nga Hiligaynon Dictionary.
(They have a Hiligaynon Dictionary.)

Note: SANG may take the place of NGA in the examples above.

3. in answering MAY question positively

e.g.

May bisita kamo? May ara.
(Do you have a visitor? We have.)

May salakyan na kita? May ara.
(Do we already have a vehicle? We have.)

*Note: MAY ARA can stand alone. It's already a complete answer.

g. Noun Forming Affix MAG

One usage of the prefix MAG is as a noun-forming affix to indicate family relationship.

e.g.

MAG + utod (sibling)
MAG utod (siblings)

MAG + pakaisa (cousin)
MAGKAISA (cousins)

MAG + nanay (mother)
MAGnanay (mother and child relationship)

To form the plural affix MAG + repetition of the 1st letter of the noun or 1st syllable + L + noun.

e.g.

MAG + U + utod = maguluto (brothers and sisters)
MAG + A + amigo = magalamigo (friend)

h. Particles

Add semantic value to an utterance but do not perform any grammatical function.

e.g.

MAN (also, too) - Maayong aga man.
(Good morning too.)
LANG (only just) - Dira lang.
(Just there.)
NA (already) - Malakat na ako.
(I'll go already)
PA (yet/still) - Buhi pa.
(Still alive.)

*Note: Non-existencial word "WALA"

WALA - is used to negate sentences that start with MAY, MAY ARA. Its English equivalent is none or not.

e.g.

May asawa ka na? Wala pa.
(Are you already married? Not yet.) (contextual)
(Do you have a husband/wife? Not yet.) (literal)

May ara sang PCV sa DENR? Wala.
(Is there a PCV at DENR?) None.

*Note: Refer to the Appendix for the uses of WALA.

Non-Existential word INDI

INDI is used to negate action not begun, descriptive, knowledge or skill, desire, command, existence. Its English equivalent is don't or no.

e.g.

Makadto ka sa DENR? Indi
(Will you go to DENR? No.)

*Note: Refer to the Appendix for other uses of INDI

J. Conjunction KAG (and)

For sentences to be combined by this coordinating conjunction, they must share identical elements. In the process, one of these identical elements is deleted and non-identical elements are connected by the conjunction KAG.

e.g.

Makadto sa Department of Agriculture si Mark.
(Mark will go to the Department of Agriculture.)

Makadto sa Department of Agriculture si Jackie.
(Jackie will go to the Department of Agriculture.)

Combined Sentence:

Makadto sa Department of Agriculture si Jackie kag Mark.

*Note: Refer to the Appendix for other examples of conjunctions.

k. KAGULANGON

Is a noun formed by a prefix KA and suffix ON that connotes certain state of being.

e.g.

Kagulangon (certain state of age)
Katamaron (certain state of laziness)

L. Hiligaynon Non-Subject Markers

In the question, *Ano and obra ni nanay mo?* (What is your mother's job?) OBRA (job) is the subject being asked and NANAY is the non-subject personal noun. Thus, NI is used as marker for NANAY.

NI is marker for non-subject personal noun. Its plural form is NANDAY.

e.g.

Nagkadto si Ed sa opisina ni Sandy.
(Ed went to Sandy's office).

SANG marker for non-subject common nouns. Its plural form is SANG MGA.

e.g.

Nagbakal ako sang mga lapis.
(I bought some pencils.)

Note: See Appendix on Non-subject Markers

m. ABNC of MAG verb

In the gambit, *Nagatrabaho ako sa DENR.* (I am working at the DENR). NAGATRABAHO (ABNC) is considered in the actor focus, meaning that AKO (I) is the doer/actor/agent of the action expressed by the verb NAGATRABAHO.

Affixes for the actor focus/agentive case sentence are following:

ANB (future) - Action Not Begun

MA + Verbroot
MA + KADTO (to go) = MAKADTO (will go)
Makadto siya sa Roxas City.
(She will go to Roxas City)

ABNC (present) - Action Begun Not-completed

NAGA + Verbroot
NAGA + KADTO (to go) = NGAKADTO (is going)
Nagakadto sila sa Mambusao.
(They are going to Mambusao.)

ABC (past) - Action Begun Completed

NAG + Verbroot
NAG + KADTO (to go) = NAGKADTO (went)
Nagkadto ako sa Iloilo.
(I went to Iloilo.)

*Note : See Appendix on Verb Paradigm

1.1.3

- a. Subject Marker
Ano ang trabaho mo? (refer to 1.1.2 b)
(What is your work?)

- b. Possessive Pronoun

Ano ang imo nga trabaho?
(What is your work?)

Note: Refer to 1.1.2 d or see Appendix on Personal Pronouns

- c. Location Marker

Maobra ako sa DENR.
(I will work at the DENR.)

- d. ANB of MAG Verb/Actor Focus

Mabulig ako sa mga tawo.
(I will help the people.)

- e. Noun-Forming Affix AN

In the sentence:

Mabulig ako sa mga maestro sa eskwelahan.
(I will help the teachers in the school.)

ESKWELAHAN is a word from ESKWELA (student) suffixed with HAN which connotes a place or location where the action of the root word occurs. When the word ends with a consonant, use the suffix AN. When the word ends with a vowel, use the suffix HAN.

e.g.

ESKWELA (student) ESKWELAHAN (school)
BASKITBOL (basketball) BASKITBOLAN (basketball court)

f. Connector BILANG “as” and PARA for, so that

The gambit, Magtrabaho ako BILANG extension worker PARA mabulig sa mga tawo.
(I'll work as an extension worker so that I could help the people.)

Connectors are used to combine 2 or more basic sentences. In this case, the basic sentences are:

- a. Magtrabaho ako.
(I'll work.)
- b. Extension worker ako.
(I am an extension worker.)
- c. Mabulig ako sa mga tawo.
(I'll help the people.)

Note: For further explanation, see Appendix on Conjunctions

1.1.4

a. Object Focus/Objective Case

The noun is the receiver of an externally induced action expressed by the verb or the experience of an internally induced action. The sentence, MAAYO NGA GINBATON NINYO ANG AMERIKANO.
(It's good that you accepted the American.)

The verb GINBATON is in the objective case. The conjugation for objective case are the following:

ANB (future)

Verbroot + ON/HON
BATON (accept) + ON = BATONON (will accept)
Batonon niya ang Amerikano.
(She/He will accept the American.)

ABNC (present)

GINA + Verbroot
GINA + BATON (accept) = Ginbaton (accept)
Ginabaton nila ang Amerikano.
(They are accepting the American).

ABC (past)

GIN + Verbroot
Gin + BATON (accept) = Ginbaton (accepted)
Ginbaton nila ang Amerikano.
(They accepted the American.)

Imperative

Rootverb+ A (suffix)
BATON + A = BATONA (accept)
Batona and Amerikano
(Accept the American.)

*Note: See Appendix on Verb Paradigm

b. Demonstrative Pronouns

In the gambit, INI ANG IMO KWARTO. (This is your room.) INI (this) is a subject demonstrative pronoun. Below is the list of Demonstrative Pronouns and their English equivalent.

Subject Demonstrative Pronoun

INI	this	(near from speaker)
INA	that	(far from speaker)
ATO	that (yonder)	(far from both speaker and listener)

MGA INI	these
MGA INA	those
MGA ATO	those (yonder)

*Note: Refer to the Appendix for more examples.

c. PANGA Affix

Prefix PANGA - when added to a word will connote the Nominal Form of the Verb.

e.g.

PANGA + buhi	=	PANGABUHI (life)
PANG + lipay	=	PANGALIPAY (joy/happiness)
PANGA + lisud	=	PANGALISUD (hardship)

d. Two kinds of Questions

In Hiligaynon, there are two kinds of questions, namely, Yes or No questions.

- a. Questions with May, May ARA, ARA
- b. Action begun-completed, Action begun not completed, Action not begun aspects
- c. Questions with adjectival predicate
- d. Questions in asking one's state of feeling
- e. Questions with pseudoverb GUSTO, KINAHANGLAN, NALUYAG etc.

e.g.

Gusto mo magpahuway?
(Do you want to rest?)

May asawa ka na?
(Are you already married?)

2. Information Question

- a. Question words are usually present
- b. If one wants to ask information or answers to questions aside from yes or no.

e.g.

Kamusta ka na?
(How are you now?)

Diin ka naga-istar?
(Where do you live?)

e. Adverb of Time

KON KIS-A/KAISA (sometimes)

e.g.

KON KIS - A madamo nga isda, KON KIS-A wala gid.
(Sometimes we have a good harvest, other times, no.)

Note: Refer to Appendix on Adverbs of time.

f. Actor Focus

The gambit MAAYO MAN NGA NAGBATON SANG AMERIKANO DIRI SA INYO. (Good, that you agreed to host an American in your house.), is in the Actor Focus/Case and it is in the Action Begun Completed Aspect.

g. Particles

In the gambit MAAYO MAN (fine too) MAN is a particle which means "too".

h. TAGA affix

In the gambit TAGA MAINE, U.S.A. AKO. (I'm from Maine, USA), TAGA is a place affix/marker

i. Adverb of Time

In the sentence MAGPAHUWAY KA ANAY SA IMO KWARTO BAG-O KITA MAKAON. (Get some rest first before we eat.). BAG-O (before) functions as an adverb of time in this sentence.

Note: See Appendix for more examples on Adverb of Time.

j. Pseudoverbs

Gusto is one of the Hiligaynon pseudoverbs which means "like or want". This denotes preference or desire.

e.g.

Gusto mo magpahuway anay?
(Would you like to rest for a while?)

Note: Refer to Appendix on Pseudoverbs for further explanation and examples.

K. Particles

ANAY (for a while/first) in the gambit, NAKADTO ANAY AKO SA KWARTO KO. (I'll go to my room for a while), functions as a particle.

e.g.

Mapahuway anay ako.
(I'm going to rest for a while.)

1.1.5

a. Adverb of Time

In the gambit, DUGAY KA NA DIRI? (Have you been here for long?). DUGAY is an adverb of time which means long period of time.

*Note: Refer to Appendix for more explanation and examples on Adverb of Time.

b. Pseudoverb

In the gambit, KAHIBALO KA MAG-ILONGGO? (Can you speak Ilonggo?). KAHIBALO functions as pseudoverb here which means "to know something or to know a process."

e.g.

Kahibalo siya mag-Capiznon?
(Can she speak Capiznon?)

Note: Refer to Appendix on Pseudoverbs for more examples.

c. Adjective

In the gambit, KAHIBALO KA SANG ILONGGO? (Do you know Ilonggo?) KAHIBALO is an example of an adjective without affix. It means "having the knowledge/skill of".

e.g.

Kahibalo ako sang Capiznon.
(I know how to speak Capiznon.)

Note: Refer to Appendix on Adjectives for further explanation and more examples.

d. Abilitative NAKA affix

In the question, NAKAINTYINDE KA SANG ILONGGO? (Can you understand Ilonggo?). NAKAINTYENDE (can understand) is a form with NAKA affix. To form this.

AFFIX + VERB ROOT
NAKA + INTYENDE = NAKAINTYENDE
(Can understand)

When NAKA is added to a verb, it expresses "having the ability".

e. Numerical Linker KA

KA is placed between a number and a noun or an adjective. And between the question word PILA and a noun ORAS.

e.g.

Pila ka oras ang byahe halin sa Amerika?
(How long was the trip from the States?)

Katorse ka oras.
(Fourteen hours.)

f. Question Words

KASAN-O (when - for past time)
PILA (how many)
ANO KA (how-measurement)
SIN-O (who)

e.g.

Kasan-o ka pa nag-abot diri sa Pilipinas?
(When did you arrive here in the Philippines?)

Pila ka oras ang byahe?
(How long was the trip/travel?)

Ano kadugay ka na diri?
(How long have you been here?)

Sin-o and nagtudlo sa imo?
(Who taught you?)

*Note: ANO KA + root word is used in asking measurement of distance and time. KA is also attached to the question word PILA.

g. Stative Verbs

Are those verbs that appear to function as adjective. They denote state of being.

e.g.

Kapoy ka sa byahe mo?
(Are you tired from your trip?)

Gutom ka?
(Are you hungry?)

h. Infinitive MAG affix

The infinitive MAG affix can be used as predicate in an imperative sentence.

e.g.

Magpahuway ka anay.
(Rest for a while.)

MAG affix is attached to verb root in order to form an infinitive.

e.g.

Kahibalo ka maghambal sang Ilonggo?
(Do you know how to speak Ilonggo?)

i. ABC of Object Focus/Objective Case

The question, ANO ANG GINAMAJOR MO? (What course did you major in college?) is in the action begun completed of the objective case.

e.g.

Ano ang gintun-an mo?
(What course did you study in college?)

j. Abilitative Case-Object Focus

ANO ANG NATAPOS MO? (What course were you able to finish?) is in the abilitative case-object focus. NATAPOS is from the rootword TAPOS (finish) with the affix NA meaning "able to finish".

ANB = MA + VERBROOT
MA + TAPOS (finish) = MATAPOS (possible/will be able to finish)

ABC NA + VERBROOT
NA + TAPOS = NATAPOS (had possible/was able to finish)

Note: MA and NA are from the MAKA/NAKA affix and are used if the sentence/question is in the object focus.

1.1.6

a. ANB of Locative/Agentive Focus

MAY KADTOAN AKO. (I'm going somewhere), is in the action not begun of the Locative case. KADTOAN is from the rootword KADTO (to go) with an affix AN (a location affix). The actor is the subject of the sentence but the focus is on the location/place.

b. ANB of Object Focus

The question, ANO ANG HIMUON MO? (What are you going to do?) is in the action-not begun, object focus. HIMUON is from the root word HIMO (to do) with the affix ON (an objective affix.) ANO is the subject/focus in the sentence.

e.g.

Ano ang himuon mo sa opisina?
(What are you going to do in the office?)

c. Question Word NGAA (why)

Used in eliciting information such as reason or rationale.

e.g.

Ngaa makadto ka didto?
(Why are you going there?)

Ngaa kinahanglan magkadto ka didto?
(Why do you need to go there?)

d. Adverb of Time

MAY KADTOAN AKO INI AGA. (I'm going somewhere this morning.) The phrase, SINI NGA AGA functions as an adverb of time in this sentence.

e.g.

May kadtoan ako sini nga hapon.
(I'm going somewhere this afternoon.)

1.1.7

a. Object Focus/Objective Case

ANO ANG HIMUON MO NGA PROYEKTO? (What kind/type of project will you be doing?)

ANO ANG GINAPLANO MO? (What do you plan?) is in the object case and in action begun not completed aspect.

ANB = Rootword + ON/HON
HIMO + ON = HIMUON (will do)

ABNC = GINA + Rootword
GINA + PLANO = GINAPLANO (planning)

b. Question Word PARA SA ANO (For what?)

PARA SA ANO or PARA ANO is a question word which means "for what". Any question word combined with PARA will express for _____."

e.g.

Para sa ano/Para ano?
(For what?)

Para diin?
(Where for?)

c. Demonstrative Pronoun (Object Set)

ANO ANG MABULIG SINA? (What help can it give?). SINA (of that) is one of the demonstrative pronouns in the object set.

e.g.

Ano ang mabulig sina sa mga tawo?
(How can that be of help to the people?)

d. Demonstrative Pronoun (Subject Set)

DUGANG INI SA ILA NGA PANGITA SA ADLAW-ADLAW. (This is additional income to their daily earnings.) INI this is a demonstrative pronoun in the subject set.

e.g.

Dugang pa ini nga pangita nila.
(This is additional income to them.)

e. Noun Forming Affix (Profession MANG)

MABULIG AKO SA MGA MANGUNGUMA. (I will be helping the farmers.) MANGUNGUMA is from the rootword UMA (noun) with a noun forming affix MANG.

e.g.

Mabulig ako sa mga mangingisda.
(I will be helping the fishermen.)

f. Noun Repetition

DUGANG INI SA ILA NGA PANGITA SA ADLAW-ADLAW (this is additional income to their daily/everyday earning.) ADLAW-ADLAW functions here as an adjective which means everyday. It is from the noun ADLAW (day) and when it is repeated it becomes an adjective ADLAW-ADLAW (everyday).

e.g.

UDTO (noon) = UDTO-UDTO (every noon)
ORAS (hour) = ORAS-ORAS (every hour)

g. Adjective (Comparative Form)

MAS MAAYO INI PARA SA MGA MANGUNGUMA. (This is better for the farmers.) MAS MAAYO is an adjective in the unequal comparative form which means "better". To form this: MAS + ADJECTIVE.

e.g.

MAS + DAMO (many) = MAS DAMO (more)
MAS DAMO NGA DAKUP PARA SA MGA MANGINGISDA.
(The fisherman will have more catch.)

1.1.8

a. Existential Verb MAY/MAY ARA

MAY JOKE AKO. (I have a joke.) MAY is an existential verb which means to have or there is.

MAY ARA AKO NGA JOKE (I have a joke.). MAY ARA also means has, have, there is, there was, there are, there were, there will be. The difference between these two is, when both will use a subject pronoun, the subject pronoun follows immediately after MAY ARA while in MAY, the subject pronoun follows immediately after a noun or a verb.

e.g.

Mayunggud siya.
(She has a pimple.)

Mayara siya nga unggud.
(She has a pimple.)

b. Imperative Case

Is a request or a command. PAMATI (listen) expresses a command and the focus is on the agent/subject. MAY consists of only the root word and an optional "you" singular/plural.

e.g.

Pungko (KA) - (You) sit.

c. Expressions

Any root, word, stem used as an exclamation.

e.g.

Tuod?
(Really?)

Sus komi!
(It's comy!)

A!
(Oh/Well!)

d. Abilitative NAKA affix (Agentive Case/Subject Focus)

NAKAKITA KA NA SANG AMO NGA MAY PUNGGUD! (Have you ever seen a monkey with pimples?) NAKAKITA is from the root word KITA (to see) with the affix NAKA meaning ability/possibility to.

ANB = MAKA + VERBROOT
MAKA + KITA (to see) = MAKAKITA (will possibly/
able to see)

ABC = NAKA + VERBROOT
NAKA + KITA (to see) = NAKAKITA (had possibly/was
able to see)

TOPIC 11 : Language to manage learning
Task 2.1 : Identifying language to be used in communication

a. Word Order of Sentences with Negations

When negating a Hiligaynon sentence, the order would be:

Negation Word + Subject Personal Pronoun + Verb

e.g.

Indi ako kahibalo mag-Hiligaynon.
(I don't know how to speak Hiligaynon.)

However, when the subject is a personal or proper noun, the order would be:

Negation Word + Verb + Marker + Subject (Personal name/
Proper noun)

e.g.

Indi, kahibalo mag-Hiligaynon si Jun.
(Jun doesn't know how to speak Hiligaynon.)

or Negation Word + Subject Marker + Subject (Personal name
or proper noun) + verb

e.g.

Indi si Jun kahibalo mag-Hiligaynon.
(Jun doesn't know how to speak Hiligaynon.)

b. Coordinating Conjunction

KAHIBALO AKO PERO DYUTAY LANG. (I know but just a little.)

PERO (but) is a coordinating conjunction that expresses contrast.

e.g.

Nakaintyende ako pero dyutay lang.
(I can understand but just a little.)

2.2

a. Word of Request

PALIHUG (please) is a word that expresses a request.

e.g.

Palihug liwat.
(Please repeat.)

Palihug liwat sang ginhambal mo.
(Please repeat what you just said.)

b. Affixed Adjective

Reduplicated word expresses the sense of artificiality or diminishment. In the gambit, PALIHUG HINAY-HINAY LANG. (Please go slowly/slow down.). HINAY-HINAY (slowly) is from the word HINAY (slow).

e.g.

Hinay-hinay lang.
(Slowly only.)

c. Particles

ANAY (a minute/ a while) expresses temporariness.

e.g.

Hulat anay.
(Wait a minute.)

LANG (only, just)

e.g.

Palihog hinay-hinay lang.
(Please go slowly only.)

2.3

a. Question Word PAANO (how)

PAANO (how) is a question word used to ask/for manner of.

e.g.

Paano maghambal sang "please" sa Ilonggo?
(How do you say "please" in Ilonggo?)

b. Objective Case/Object Focus

In this case, the focus or the emphasis in the sentence is the object.

e.g.

Ano ang gusto mo hambalon?
(What do you want to say?)

Its conjugation is:

ANB = verb root + ON/HON
HAMBAL (to say) + ON = HAMBALON (will say)

ABNC = GINA + verb root
GINA + HAMBAL = GINAHAMBAL (is saying)

ABC = GIN + verb root
GIN + HAMBAL = GINAHAMBAL (said)

a. Abilitative Case - Object Focus

INDI KO MAKUHA. (I can't get it.), is in the abilitative case object focus.

3.3.1

a. Demonstrative Pronoun (Subject Set)

ANO INI? (What's this?) INI is a demonstrative pronoun in the subject set.

e.g.

Ano ina?
(What's that?)

Ano ato?
(What's that, yonder?)

Adobo ini.
(This is adobo.)

b. Demonstrative Pronoun (Object Set)

ANO ANG NGALAN SINI (What's the name of this?)
SINI (of this) is a demonstrative pronoun in the object set.

e.g.
Ano ang sabor sina?
(What's the taste of that?)

c. Affixed Adjective

MATAM-IS INA. (That's sweet.) MATAM-IS is an example of an affixed adjective.

e.g.
Maalat and pagkain.
(The food is salty.)

Maaslom ato.
(That's sour.)

d. Comparative Form of Adjective

MAS MANAMIT (more delicious), is an adjective in the unequal comparative form.

e.g.
Mas manamit kon mainit.
(It's more delicious if it's served hot.)

f. Conjunction KON

KON (if) is an example of a subordinating conjunction.

e.g.
Mas manamit kon mainit.
(It's more delicious if it's served hot.)

3.3.2

a. Imperative Form of Verb (Objective Case)

Hiwaon (mo). (Cut it.) HIWAON (cut) is in the imperative form and is in the object case. HIWAON is from the verbroot HIWA (to cut) with the affix ON.

e.g.
Kuhaon mo ang liso.
(Remove the seed.)

Kaonon mo ang saging.
(Eat the banana.)

3.3.3

a. Imperative Form of Verb (Agentive Case)

KUHA (ka) (You get.), is a simple command in the agentive case using only the root verb.

e.g.

Kaon (ka). You eat.
Inom (ka). You drink.

b. Adverb of Time

KARON (later)

e.g.

Karon lang.
(later only.)

BAG-O LANG. (Just now.)

e.g.

Bag-o lang ako tapos kaon.
(I've just eaten.)

c. Adjective Without Affix

SIGE, BUSOG PA AKO. (Thanks, I'm still full.)
BUSOG here is an example of an adjective without affix.

e.g.

Gutom ako.
(I'm hungry.)

Busog ang bata.
(The child is full.)

Dyutay ang isda.
(The fish is small.)

d. Particles

PA (still, yet)

e.g.

Busog pa ako.
(I'm still full.)

NA (already)

e.g.
Indi na ako magkaon.
(I will not eat anymore.)

3.3.4

a. Stative Verb

GUTOM (hungry)

e.g.
Gutom sila.
(They are hungry.)

UHAW (thirsty)

e.g.
Nauhaw ka?
(Are you thirsty?)

*Note: Refer to 1.1.5 g

b. Pseudoverb

GUSTO (like, want)

e.g.
Gusto ko magkaon.
(I like to eat.)

*Note: Refer to 1.1.4 j

c. Question Word

ANO (What)

e.g.
Ano ang gusto mo nga kaanon?
(What do you like to eat?)

TOPIC IV : Shopping
Task 4.1 : Locating sources of needed items

a. Particles

BASI (maybe, might) expresses uncertainty

e.g.

Basi may ara sa tindahan.
(There might to be some in the market.)

SIGURO (maybe, might) expresses uncertainty or indecision

e.g.

Siguro mabakal ako sang pantalon.
(I might buy a pair of pants.)

b. Pseudoverb

PWEDE (can, may, could, might)

e.g.

Diin pwede makabakal sang pantalon?
(Where can one be able to buy pants?)

c. Question Word

DIIN (where)

e.g.

Diin may tsinelas?
(Where can one find slippers?)

d. Abilitative MAKA-Affix (Agentive Case)

MAKABAKAL (will be able to buy) is from the root word BAKAL (to buy) with MAKA affix meaning ability to/possibility of.

e.g.

MAKA + BAKAL (to buy) = MAKABAKAL (will be able to buy)

Diin pwede makabakal sang pantalon?
(Where can one buy pants?)

4.4.2

a. Pseudoverb

KINAHANGLAN (need, ought to, must, should)

e.g.
Ano ang kinahanglan mo?
(What do you need?)

*Note: Refer to 1.1.4 J

b. Causative-Benefactive Form of a Verb

The PA-Affix and the suffix-A expresses that someone is caused to do an action to benefit someone else.

e.g.

Pabakal ako sang T-shirt.
(Let me buy a T-shirt.)

Patan-awa abi ako sang inyo T-shirt.
(Let me see your T-shirt.)

c. Infinitive Form

MAG is an infinitive affix which is attached to a verb root. It indicates the actor as the focus in the sentence.

e.g.

Pwede magbakal sang tsinelas?
(Can I buy slippers?)

Gusto ko tani magbakal sang tsinelas.
(I want to buy slippers.)

d. Particles

TANI expresses hope

e.g.

Gusto ko tani magbakal sang tsinelas.
(I want (and hope) to buy slippers.)

AB/ functions or could be used as a softener which may mean "please"

e.g.

Patan-awa abi ako.
(Will you let me see something?)

4.4.3

a Question Word

TAGPILA (how much) used to ask for the price or value of an object.

e.g.

Tagpila ini?
(How much is this?)

b. Adjective Exclamation Form

KA is an affix for an adjective in the exclamatory form

e.g.

Ka mahal! Indi na lang.
(How expensive! Never mind.)

c. Expression

ABAW is an expression in Hiligaynon which means "oh my, I can't believe it, "wow."

e.g.

Abaw, kamahal man!
(Wow, it's too expensive!)

SIGE, BASTA IKAW (Okay, just for you) is a commonly used expression to say to someone who is making a request.

d. Personal Pronoun (Direction Set)

SA IMO (to you, singular)

e.g.

Ihatag ko na lang sa imo sang P25.00.
(I'll just give it to you for P25.00.)

e. Demonstrative Pronoun (Location Set)

ARI (here)

e.g.

Ari diri and resibo mo.
(Your receipt is here.)

Ara ang kambyo nya.
(Her change is here.)

TOPIC V : Transportation
Task 5.1 : Taking local transportation

a. Affix MAG

MAG when prefixed to a word which denotes a means of transportation, will mean to take a _____.

e.g.

Magdyip ka.
(Take a jeepney.)

Mag-eroplano ka na lang.
(Take the plane.)

b. Directional Marker SA

SA if followed by a place/name of a place will function as a directional marker.

e.g.

Makadto ako sa banwa.
(I'll go to the town.)

Makadto siya sa Iloilo.
(He went to Iloilo.)

c. Question Word

PILA ASTA SA ROXAS CITY? (How much is it up to Roxas City?)
PILA is a question word which means "how much/how many?"

e.g.

Pila ang plete?
(How much is the fare?)

Pila and bata mo?
(How many children do you have?)

d. Honorifics

are terms of respect.

TIYOY a term of respect for a man and it literally means uncle.

e.g.

Tiyoy, ang kambyo ko.
(Uncle, my change please.)

MANONG also a term of respect for a man and it literally means "elder brother."

e.g.

Manong, ang kambyo ko.
(Brother, my change please.)

c. Expression

PARA (stop) is an expression used to stop a moving vehicle only.

e.g.

Para sa kanto.
(Stop at the corner.)

LUGAR LANG (at the side only) is also an expression used when you want to tell the driver that you're getting off.

e.g.

Lugar lang.
(Pull over at the side.)

5.5.2

a. Directional Affix MAPA

MAPA is an affix which when attached to a place and or specific name of place, means heading to _____.

e.g.

Mapa-opisina ako.
(I'm going to the office.)

Mapa-Manila kami.
(We'll be going to Manila.)

b. Noun Repetition

ADLAW-ADLAW (everyday) is from ADLAW (day) which is a noun and when repeated becomes ADLAW-ADLAW (everyday) which is an adjective.

e.g.

Adlaw-adlaw and biyahe?
(Is it an everyday trip?)

Oras-oras ang halin?
(Is it leaving every hour?)

c. Time Marker

ALA/ALAS is a time marker which when prefixed to a Spanish number will connote time. ALA is for singular while ALAS is for plural.

e.g.

Ala una mahalin.
(Will leave at one o'clock.)

Alas tres maabot.
(Will arrive at three o'clock.)

TOPIC VI : Health
Task 6.1 : Getting medical help

a. Accidental Affix NA

Another use of the prefix NA is to express accidental action aside from expressing one's state of being.

e.g.

Napilas ako.
(I was accidentally wounded.)

Nahulog siya sa kahoy.
(He accidentally fell from the tree.)

b. Pseudoverb

KINAHANGLAN (need, ought to, must, should)

e.g.

Kinahanglan ko ang imo bulig.
(I need your help.)

Kinahanglan ko sang aspirin.
(I need some aspirin.)

c. Causative-Infinitive Affix MAGPA

MAGPA when attached to a verb or a noun connotes that one will cause someone to do the action.

e.g.

Gusto ko magpa-ospital.

(I want to be brought to the hospital.)

d. Stative Verb

GALINGIN ANG ULO KO. (I fell dizzy.) GALINGIN is a stative verb.

e.g.

Malain ang pamatyag ko.
(I'm not feeling well.)

e. Existential Verb MAY

MAY is an existential verb which means have or there is and if used in question it means is there, do have.

e.g.

May bulong ka?
(Do you have medicine?)

May pasyente sa sulod?
(Is there a patient inside?)

f. Imperative-Benefactive

BULIGAN MO AKO. (Help me.). BULIGAN is in the imperative-benefactive case. It expresses request and someone benefits from the request.

e.g.

Baklan mo ako sang bulong.
(Buy me a medicine.)

APPENDIX
Hiligaynon

I. PERSONAL PRONOUNS

A. Subject Set

Hiligaynon

Ako
Ikaw/Ka
Siya
Kami
Kita
Kita
Kamo
Sila

English

I
You (singular)
He/She
We (exclusive)
We (inclusive)
We (dual)
You (plural)
They

Examples:

1. Ako si Lynn.
(I'm Lynn.)

Mapauli ako.
(I will go home.)
2. Nagkaon ka na?
(Have you eaten already?)

Nagbakal ka sang bulong?
(Did you buy medicine?)
3. Masakay siya sa eroplano.
(He will take a plane.)

Mapa-Mambusao siya.
(She will go to Mambusao.)
4. Malakat kami sa Sagada.
(We will go to Sagada.)

Mabakal kami sang isda.
(We will buy fish.)

5. Makadto kita sa Viewpoint (inclusive).
(We will go to Viewpoint.)

Makuha kita sang paho.
(We will get a mango.)

6. Mainom kita sang coke. (dual)
(We will drink coke.)

Makaon kita sang pansit.
(We will eat pansit.)

7. Nakatulog kamo?
(Were you able to sleep?)

Nakakanta kamo?
(Were you able to sing?)

8. Nagsakay sila sa dyip.
(They rode in a jeepney.)

Naghatag sila sang kwarta.
(They gave money.)

B. Non-Subject Set

Hiligaynon

ko
mo
niya
namon
naton
naton
ninyo
nila

English

by me
by you
by him/her
by us (exclusive)
by us (inclusive)
by us (dual)
by you (plural)
by them

Examples:

1. Ginkuha ko ang libro.
(The book was taken by me.)

Ginkaon ko ang adobo.
(The adobo was eaten by me.)

2. Gin-inom mo ang kape?
(Was the coffee drunk by you.)

Gin-utod mo ang lubid.
(The rope was cut by you.)
3. Ginbakal niya ang saging.
(The banana was bought by her.)

Ginhiwa niya ang kame.
(The meat was sliced by him.)
4. Gindakop namon ang isda.
(The fish was caught by us.)
5. Lutoon naton ang isda. (inclusive)
(The fish will be cooked by us.)

Utdon naton and kahoy.
(The wood will be cut by us.)
6. Baklon naton and tinapay. (dual)
(The bread will be bought by us.)
7. Kaonon naton ang bayabas.
(The guava will be eaten by us.)
8. Himuon ninyo ang kahon.
(The box will be made by you.)

Himuon ninyo ang siya.
(The chair will be made by you.)
9. Ginadakop nila ang pispis.
(The bird is being caught by them.)

Ginahiwa nila ang cake.
(The cake is being sliced by them.)

C. Possessive Set

Noun Set

Hiligaynon

Akon
Imo
Iya

English

mine
Yours
His/Hers

Amon
Aton
Aton
Inyo
Ila

Ours (exclusive)
Ours (inclusive)
Ours (dual)
Yours (plural)
Theirs

Examples:

1. Akon ang libro.
(The book is mine.)

Akon ang lapis.
(The pencil is mine.)
2. Imo ang papel.
(The paper is yours.)

Imo ang sulat.
(The letter is yours.)
3. Iya ang idu.
(The dog is hers.)

Iya ang kuring.
(The cat is his.)
4. Amon ang balay.
(The house is ours.)

Amon ang tubig.
(The water is ours.)
5. Aton ang bulong.
(The medicine is ours.)

Aton ang regalo.
(The gift is ours.)
6. Aton ang lamesa.
(The table is ours.)

Aton ang awto.
(The car is ours.)

7. Inyo ang pantalon.
(The pants are yours.)

Inyo ang tsinelas.
(The slippers are yours.)

8. Ila ang pagkaon.
(The food is theirs.)

Ila ang dyip.
(The jeepney is theirs.)

2. Adjective Set (pre-posted/Before nouns)

Hiligaynon

akon + nga
imo + nga
iya + nga
amon + nga
aton + nga
inyo + nga
ila + nga

English

my
your
his/her
our (exclusive)
our (dual/inclusive)
your (plural)
their

Examples:

1. Akon nga bayo
(My dress)

Akon nga sapatos
(My shoes)

2. Imo nga opisina
(Your office)

Imo nga bata
(Your child)

3. Iya nga gunting
(His scissors)

Iya nga baso
(Her glass)

4. Amon nga problema
(Our problem)

Amon nga proyekto
(Our project)

5. Aton nga gitara
(Our guitar)

Aton nga kwarto
(Our room)

6. Aton nga amiga
(Our friend)

Aton nga plete
(Our fare)

7. Inyo nga radyo
(Your radio)

Inyo nga balay
(Your house)

8. Ila nga pinggan
(Their plate)

Ila nga eskwelahan
(Their school)

Adjective Set (Post-Posted/After Nouns)

Hiligaynon

ko
mo
niya
namon
naton
naton
ninyo
nila

English

my
your
his/her
our (exclusive)
our (inclusive)
our (dual)
your
their

Examples:

1. Nanay ko
(My mother)

Utod ko
(My sister/brother)
2. Asawa mo
(Your spouse)

Bata mo
(Your child)
3. Lola niya
(Her grandmother)

Tatay niya
(His father)
4. Pakaisa namon
(Our cousin)

Manok namon
(Our chicken)
5. Plano naton (inclusive)
(Our plan)

Libro naton (dual)
(Our book)

Bala, naton (dual)
(Our house)
7. Payong ninyo
(Your umbrella)

Sapatos ninyo
(Your shoes)
8. Uma nila
(Their farm)

Karabaw nila
(Their carabao)

D. Directional Set

Hiligaynon

sa akon
sa imo
sa iya
sa amon

sa aton

sa aton
sa inyo

sa ila

English

to me/from me
to you/from you
to him/her/from him/her
to us (exclusive) /
from us (exclusive)
to us (inclusive) /
from us (inclusive)
to us (dual)/from us (dual)
to you (plural)/from you
(plural)
to them/from them

Examples:

1. Ihatag sa akon ang lapis.
(Give the pencil to me.)

Dal-a sa akon ang tubig.
(Bring the water to me.)
2. Ihatag ko sa imo ang mani.
(I'll give you the peanuts.)

Ginkuha sa imo ang sulat.
(The letter was taken from you.)
3. Naghulam ako sa iya sang lapis.
(I borrowed pencil from her.)

Mahatag ako sa iya sang kwarta.
(I will give her some money.)
4. Mabisita siya sa amon.
(She will visit us.)

Matudlo siya sa amon.
(She will teach us.)
5. Nagpadala sa aton sang sulat si Myrna. (Individual)
(Myrna sent us a letter.)

Nagdalo sa aton sang alimango si Gemma.
(Gemma brought us some crabs.)

6. Mahulam siya sang bugas sa aton.
(She will borrow rice from us.) (dual)

Naghulam siya sang silhig sa aton.
(They borrowed a broom from us.)

7. Mabakal kami sang paha sa inyo.
(We will buy a belt from you.)

Nagbakal si Ed sang papel sa inyo.
(Ed bought some paper from you.)

8. Mahatag sa ila sang regalo si Mark.
(Mark will give them a gift.)

Ginhatag ni Ann ang sulat sa ila.
(Ann gave the letter to them.)

E. Benefactive Set

Hiligaynon

Para sa akon
Para sa imo
Para sa iya
Para sa amon
Para sa aton
Para sa aton
Para sa inyo
Para sa ila

English

for me
for you
for him/her
for us (exclusive)
for us (inclusive)
for us (dual)
for you (plural)
for them

Examples:

1. Para sa akon ini.
(This is for me.)

Para sa akon ang sulat.
(The letter is for me.)

2. Para sa imo ang pantalon.
(The pants are for you.)

Para sa imo ang telegrama.
(The telegram is for you.)

3. Para sa iya ang singsing.
(The ring is for her.)
- Para sa iya ang panyo.
(The handkerchief is for him.)
4. Para sa amon ang parti.
(The party is for us.)
- Para sa amon ang bulak.
(The flower is for us.)
5. Para sa aton ang kanta. (Individual)
(The song is for us.)
- Para sa aton ang programa.
(The program is for us.)
6. Para sa aton ang pagkaon. (dual)
(The food is for us.)
- Para sa aton ang tubig.
(The water is for us.)
7. Para sa inyo ang miting.
(The meeting is for you.)
- Para sa inyo ang serbesa.
(The beer is for you.)
8. Para sa ila ang awto.
(The car is for them.)
- Para sa ila ang tela.
(The cloth is for them.)

II. Demonstrative Pronouns

A. Subject Set

Hiligaynon

ini
ina
ato
mga ini
mga ina
mga ato

English

this
that
that (yonder)
these
those
those (yonder)

Examples:

1. Akon ini nga sulat.
(This letter is mine.)

Ini ang balay namon.
(This is her food.)
2. Iya ina nga pagkaon.
(That is her food.)

Ila ina nga bisita.
(That is their visitor.)
3. Amon ato nga uma.
(That is our farm.)

Akon ato nga idu.
(That is my dog.)
4. Mga ini nga kolor ang gusto niya.
(These colors are what she likes.)

Mga ini nga kanta ang paborito niya.
(These songs are his favorites.)
5. Mga ina nga pagkaon ang gusto nila.
(Those food are what they like.)

Mga ina nga libro ang kinahanglan niya.
(These books are what she needed.)
6. Mga ato nga bayo ang bagay sa iya.
(Those dresses fit her.)

Mga ato nga pantalon ang bagay sa imo.
(Those pants fit you.)

B. Location Set

Hiligaynon

Diri
Dira
Didto

English

here
there
there (yonder)

Examples:

1. Dirí si Jane matulog.
(Jane will sleep here.)

Dirí si Fe makaon.
(Fe will eat here.)
2. Dira si Pearl mana-og
(Pearl will get off there.)

Dira si Nestor mahulat.
(Nestor will wait there.)
3. Didto nagkadto si Sandy.
(Sandy went there.)

Didto nagpungko si Anthony.
(Anthony sat there.)

C. Object Set

Sini
Sina
Sato/Sadto

of this
of that
of that (yonder)

Examples:

1. Mabakal ako sang tatlo sini.
(I'll buy three of this.)

Nagkaon siya sang duha sini.
(She ate two of this.)
2. Nagkuha si mama Ina sang isa sina.
(Mama Ina got one of that.)

Ginhatag ni Joel and lima sina.
(Joel gave five of that.)
3. Madala si Eugene sang apat sato.
(Eugene will bring four of that.)

Nagbakal si Stics sang anom sadto.
(Stics bought six of that.)

D. Directional/Location Set

Hiligaynon

Ari
Ara
Ato

English

here
there
there (yonder)

Examples:

1. Ari ang bayad.
(Here's the payment.)

Ari si Nanay.
(Nanay/Mother is here.)
2. Ara ang bisita.
(The visitor is here.)

Ara ang kape.
(The coffee is there.)
3. Ato siya.
(He's there.)

Ato si Dinnah.
(Dinnah is there.)

E. Manner Set

Subong sini
Subong sina
Subong sato/Sadto

like this/this way
like that/that way
like that (yonder) that way

Examples:

1. Subong sini ang pag-utod.
(Cut it this way.)

Subong sini ang buhok niya.
(Her hair is like this.)

2. Subong sina ang pagpilo
(Fold it that way.)

Subong sina ang bayo niya.
(Her dress is like that.)

3. Subong sadto ang pagtahi.
(Sew it that way.)

Subong sadto and balay niya.
(Their house is like that.)

Combining Sentences by Conjunctions

The sentence GWAPA KAG MABUOT SI MARIA., are two basic sentences which were combined by the coordinating conjunction KAG (and). There are two groups of conjunctions in Hiligaynon that maybe used in combining two or more basic sentences : The coordinating and subordinating conjunctions :

1. The Coordinating Conjunctions: In Hiligaynon has number of conjunctions that express varying relations of coordination such as : Addition, Contrast, Choice, and Negations.

a. KAG (and) for sentences to be combined by this coordinating conjunctions, they must share identical elements. In the process of combining, one of these identical elements is deleted and non-identical elements connected by the conjunction that correctly or logically expresses the relationship between the combined sentences.

e.g.

Gwapa si Maria.
(Maria is beautiful.)

Mabuot si Maria.
(Maria is kind.)

The identical element in the sentences is SI MARIA while the two non-identical elements are connected by KAG as in :

Gwapa kag mabuot si Maria.
(Maria is beautiful and kind.)

Malaba kag mahining ang buhok ni Pearl.
(The hair of Pearl is long and shiny.)

b. DAYON/DASON (and then) for addition, showing sequence of events.

e.g.

Nagkadto si Myrna sa Mambusao.
(Myrna went to Mambusao.)

Nagkadto si Myrna sa Roxas City.
(Myrna went to Roxas City.)

Combined Sentence:

Nagkadto si Myrna sa Mambusao dayon sa Roxas City.
(Myrna went to Mambusao and then to Roxas City.)

c. PARA (so) for addition showing result of first event.

e.g.

Magtu-on ka.
(You study.)

Mag-alam ka.
(You will be smart.)

Combined Sentence:

Magtu-on ka para mag-alam ka.
(Study so you will be smart.)

d. PERO (but) for contrast

e.g.

Mahal ang paho.
(Mango is expensive.)

Manamit ang paho.
(Mango is delicious.)

Combined Sentence:

Mahal pero manamit ang paho.
(Mango is expensive but delicious.)

e. O/UKON (or) for choice

e.g.

Gusto mo ang gatas?
(Do you want milk?)

Gusto mo ang kape?
(Do you want coffee?)

Combined Sentence:

Gusto mong gatas o kape?
(Do you want milk or coffee?)

2. The Subordinating Conjunctions - Hiligaynon has several conjunctions expressing relations of subordination between or among sentences of unequal importance. The important sentence is usually the lead sentence followed by the subordinate sentence introduced by subordinating conjunction that expresses its relationship to the important sentence. Below are the Hiligaynon subordinating conjunctions with the relationship that they express.

a.	kay	because	
	kay man	because	for reason
	bangud	for the reason that	
	tungod	for the reason that	

e.g.

Masadya siya.
(She is happy.)

Nakapasar siya sa eksam.
(She passed the exam.)

Combine Sentence:

Masadya siya kay nakapasar siya sa eksam.
(She's happy because she passed the exam.)

e.g.

Nagpulaw siya.
(She slept late.)

Nagtuon siya.
(She studied.)

Combined Sentence:

Nagpulaw siya tungod nagtuon siya.
(She slept late because she studied.)

b. AGUD (in order that) for purpose

e.g.

Nagatu-on siya.
(She is studying.)

Makatapos siya sang iya kurso.
(She can finish her course.)

Combined Sentences:

Nagtuon siya agud makatapos siya sang iya kurso.
(She is studying in order that she could finish her course.)

c.	bag-o	before	
	pagkatapos	after	
	samtang	while/during	for time
	hasta	until	
	halin sadtong/sang	since	

e.g.

Naglisensiya siya bag-o nagpauli.
(She asked permission before she went home.)

Nag-inom siya sang kape pagkatapos sang panyapon.
(He drank coffee after dinner.)

Nagkaon ang bata samtang nagalantaw sang sine.
(The child is eating while watching the movie.)

Maobra ako hasta alas onse sa gab-i
(I will work until eleven o'clock in the evening.)

Wala nag-ulan halin sang Pebrero.
(It has not rained since February.)

d. KON (if) for condition

e.g.

Indi ako magtulog kon indi ko ini matapos.
(I will not sleep if I can't finish this.)

e. BISAN/MASKI (even though/although)for concession

e.g.

Nagpaligo ang bata.
(The child took a bath.)

May hilanat siya.
(She has a fever.)

Combined Sentence :

Nagpaligo ang bata bisan may hilanat siya.
(The child took a bath even though he has a fever.)

f. DIIN (where)/KON DIIN (in which/at which) for place

e.g.

Nagkadto ako sa tindahan.
(I went to the market.)

Nakita ko si Fe Johnson.
(I saw Fe Johnson.)

Combined Sentence:

Nagkadto ako sa tindahan kon diin nakita ko si Fe Johnson.
(I went to the market where I met Fe Johnson.)

g. GANI (that's why) for result

e.g.

Nagsulat si Mike gani masadya si Fe.
(Mike wrote that's why Fe is happy.)

Particles-Noun phrases used as subjects or nominal predicates maybe extended by particles. Below is the chart summarizing these particles.

1. NA already
Nagkaon ka na?
(Have you eaten already?)

2. PA yet, still
Wala ka pa sang asawa?
(Are you still single?)

Wala pa.
(None yet.)

3. **MAN** also, too
 Mapauli man ako.
 (I'm also going home.)
- Maayong aga man.
 (Good morning, too.)
4. **LANG** just
 Bag-o lang siya nag-abot
 (She just arrived.)
5. **KUNO** - expression to indicate indirect quotation, according to someone.
- Malapit kuno ang tindahan.
 (According to someone, the market is near.)
- Gwapa kuno siya.
 (Scmeone said, she's beautiful.)
6. **GALI** - expresses mild surprise at a new information or unexpected turn of events/situation.
- Nag-abot gali si Tet.
 (I just learned that Tet arrived.)
- Nagbata gali si Edith.
 (I just learned that Edith had a baby.)
7. **ANAY** - to express temporariness
- Mapungko anay ako.
 (I'll sit for a while.)
- Masulat anay ako.
 (I'll write for a while.)
8. **MAN** - expresses a shift in viewpoint or role
- Ako man ang mahambal.
 (It's my turn to speak.)
9. **BALA** - express uncertainly or indecision (question only)
- Makaon bala siya sining salad.
 (Will she eat this salad?)

10. ABI - expresses uncertainty or indecision

Abi ko wala ka kahibalo.
(I thought you didn't know.)

Abi ko maupod ka sa amon.
(I thought you'll be coming with us.)

11. SIGURO - expresses uncertainty or indecision

Duha lang siguro and dal-on ko nga pantalon.
(Maybe I'll just bring two pants.)

Indi siya siguro mag-abot.
(Maybe she'll be coming.)

12. TANI - expresses hope

Indi tani mag-ulan.
(I hope it will not rain.)

Tani may sulat ako.
(I wish I had a letter.)

13. DAW - expresses uncertainty

Daw indi ko mapauli sa Holy Week.
(It seemed that I can't go home during the Holy Week.)

14. BASI - express uncertainty

Basi malakat siya sa Roxas City kwas.
(She might go to Roxas City tomorrow.)

*Note: The difference between DAW and BASI is that the former is always found at the beginning of a sentence while the latter could be found at the beginning and at the middle of the sentence.

15. GANI - expresses emphasis in some structures. It means "that's why."

Nagsulat si Nanay gani mapauli ako.
(Mother sent me a letter that's why I will go home.)

16. GANI - equivalent of please; softener.

Ihatag gani ini kay Evelyn.
(Please give this to Evelyn.)

17. O - expresses the idea that the statement is also meant as a command.

Lantawa and mga baboy, o.
(Look at the pigs.)

Pulota man, o.
(Pick it up.)

Hiligaynon Question Words

- | | | |
|-----|------------|---|
| 1. | Sin-o | Who |
| 2. | Ano | What |
| 3. | Diin | Where (used to ask for both location and direction) |
| 4. | Pila | How many |
| 5. | Tagpila | How much (used to ask for price or cost) |
| 6. | San-o | When (used to ask for future time) |
| 7. | Kasan-o | When (used to ask for past time) |
| 8. | Kay sin-o | Whose; to whom |
| 9. | Paano | How (used to ask for manner of doing something and direction) |
| 10. | Diin Dampi | Which part/one |
| 11. | Ngaa | Why |
| 12. | Ikapila | In what order/rank |

Examples:

1. Sin-o siya?
(Who is she?)
2. Ano ang ngalan mo?
(What is your name?)
3. Diin ka naghaling?
(Where have you been?)
4. Pila ang utod mo nga babayi?
(How many sisters do you have?)
5. Tagpila ang pantalon?
(How much are the pants.)
6. San-o ka mapa-uli?
(When are you going home?)
7. Kasan-o ka nag-abot?
(When did you arrive?)
8. Kay sin-o ko ihatag ang papel?
(To whom will I give the paper?)

9. Paano magkaon sini?
(How will I eat this?)
10. Diin dampi si Mark?
(Which one is Mark?)
11. Ngaa naghibi ka?
(Why did you cry?)
12. Ikapila ka sa pamilya nyo.
(In what order of children are you in the family?)

Adjective

Word bases or formatives which modify, quantity, and limit a noun. Modification is usually marked with a particle NGA and KA for numeral modification marker. The patterns of these are:

- a. Adjective + NGA + noun or Noun + NGA + Adjective

Madugay nga biyahe (long trip)	biyahe nga madugay (long trip)
-----------------------------------	-----------------------------------

- b. Adjective + KA + Noun
 Duha ka PCV
 (Two PCVs)

A. The forms of the Hiligaynon Adjectives are:

1. Simple Form

- a. without affix : Kapoy ako.
(I'm tired.)
- b. With Affix : Matugnaw sa States subong.
(It's cold in the States right now.)

2. Comparative Form (PAREHO KA/MAS - SANG SA/MAS ____KAY SA KAY)

- a. Equal Pareho ka tugnaw ang Banaue sa Baguio.
(Banaue is as cold as Baguio.)
- b. Unequal Mas madamo and isda sang sa amon.
(They have more fish than we do.)

3. Superlative Form (PINAHA)

Pinakadaku and nakuha niya nga isda.
(The fish he caught is the biggest.)

- | | | |
|----|-------------------------|---|
| 4. | Intensive Form (NAPAKA) | Napakainit sa kwarto ninyo.
(It's very hot in your room.) |
| 5. | Exclamatory Form KA | Katugnaw sang tubig subong.
(The water is so cold today.)

Kagwapa sa iya.
(How pretty she is!) |
| 6. | Moderative Form | Maalat-alat ang tubig subong.
(The water today is a little salty.) |

List of Hiligaynon Adjectives

A. <u>With Affix</u>	<u>English</u>
matambok	fat
madugay	long (time, period)
malapad	wide
mainit	hot
matugnaw	cold
malamig	cold
mahinay	slow; soft
matamad	lazy
maalam	intelligent
malaba	long
matam-is	sweet
maalat	salty
makahang	hot; spicy
maayo	fine; good
masadya	happy
malayo	far
madamo	many/plenty
palahubog	drunkard
palakadlaw	one who always laughs
B. <u>Without Affix</u>	
daku	big
barato	cheap
mahal	expensive
halog	loose
bag-o	new
mala	dry
bata	young

*Note: These are adjectives that conform under both the with affix and without.

Affix group

e.g.	
puti or maputi	white
pula or mapula	red
itom or maitom	black
gamay or magamay	small
dugay or madugay	long (period; time)

Negation in Hiligaynon

Hiligaynon expresses six distinct negation concepts.

These are as follows:

1. Negation of an Event

The EVENT which is a process or activity may have been begun or not begun.

Begun EVENT	The boy did not run.	Wala nagdalagan ang bata.
-------------	----------------------	---------------------------

Not Begun EVENT	The boy will not run.	Indi magdalagan ang bata.
-----------------	-----------------------	---------------------------

2. Negation of a STATE

A STATE is not a process nor activity. This is usually expressed by nouns for identification and by adjectives for description.

STATE	The man is not a doctor. He is not tall.	Indi doktora ang tawo. Indi siya mataas.
-------	---	---

3. Negation of a KNOWLEDGE

KNOWLEDGE here means knowledge of a fact or having the ability or skill to do something.

KNOWLEDGE of a fact.	I do not know your name.	Wala ako kahibalo sang ngalan mo.
ABILITY or skill.	I do not swim.	Indi ako kahibalo maglangoy.

4. Negation of a DESIRE

DESIRE.	I do not like that.	Wala ako luyag sina. Indi ko luyag ima.
---------	---------------------	--

5. Negation of an EXISTENCE

EXISTENCE here refers to two concepts: The possession of an item and the presence of an item in a given location.

EXISTENCE - Possession.	I don't have a pen.	Wala ako (sang) "bolpen".
EXISTENCE - Location.	There are no pens anywhere here.	

Wala sang "bolpens" diri.

6. Negation of a COMMAND

COMMAND

Don't go.

Indi maglakat.

These negation concepts are all expressed in English by the Negation word NOT and occasionally by NEVER or NO. But in Philippine languages, certain Negation concepts and distinctions within a concept are expressed by different negation words. To get hold of these negation concepts and distinction within a concept in your target languages, please refer to the attached appendix A.

HILIGAYNON NEGATIONS WORDS

CONCEPTS	INDI	WALA
EVENT		Wala ako nagkaon. (I did not eat.)
Begun		Wala siya nagakaon. (She/He is not eating.)
Not Begun	Indi ako magka-on (I will not eat.)	
STATE		
Identification	Indi ako doktor. (I am not a doctor.)	
Description	Indi ako manggaranon. (I am not rich.)	
KNOWLEDGE		
Fact		Wala ako kahibalo. (I don't know.)
Skill	Indi ako kahibalo mag-luto. (I don't know how to cook.)	
DESIRE	Indi ko gusto. (I don't like.)	Wala ko gusto sa iya. (I have no liking for her.)
COMMAND	Indi magpangihi diri. (Don't urinate here.)	
Existence	Indi ini akon. (This is not mine.)	Wala ko kwarta. (I have no money.)

NEGATION : INDI and WALA

A. Wala is used in the following:

1. In negating MAY/MAY ARA/ARA questions :

- a. May tawo sa kwarto? Wala.
(Is someone in the room? None.)
- b. May ara kamo nga tubig? Wala.
(Do you have water? None.)
- c. Ara sa imo ang libro? Wala.
(Is the book with you? No.)

2. In negating Action Begun Completed and Action Began Not Completed:

- a. Nagkadto ka sa Mambusao?
(Did you go to Mambusao?)
- b. Wala or Wala ako nagkadto sa Mambusao.
(No. or I didn't go to Mambusao.)

Nagalangoy si Sandy?
(Is Sandy swimming?)

Wala. or Wala nagalangoy si Sandy.
No. or Sandy is not swimming.

3. In negating the existence of person or a thing in a certain place.

- a. Wala sa simbahan ang pari.
(The priest is not in the church.)
- b. Wala sa aparador ang kutsilyo.
(The knife is not in the cabinet.)

4. In negating a pseudoverb sentence and question using KINAHANGLAN (need) MALUYAG (love) KILALA (know someone) KAHIBALO (know something) :

- a. Wala ko nagakinahanglan sang papel.
(I don't need a paper.)
- b. Wala siya kakilala sa akon.
(He wasn't able to recognize me.)

- c. Wala siya kahibalo nga nag-abot si Bambi.
(She didn't know that Bambi arrived.)
 - d. Wala si James naluyag sa iya.
(James doesn't love her.)
5. In negating past abilitative form of sentence.
- a. Wala si Myra nakasulat kay Lynn.
(Myra wasn't able to write to Lynn.)
- B. INDI is used in the following:
- 1. In negating action not begun sentence and question :
 - a. Mabakal ka sang pantalon?
(Will you buy a pair of pants?)

Indi ako magbakal sang pantalon.
(I will not buy a pair of pants.)
 - 2. In negating the imperative form of a sentence :
 - a. Saot.
(Dance.)

Indi ako masaot.
(I will not dance.)
 - 3. In negating sentences and questions with pseudoverbs, GUSTO (like/want) KINAHANGLAN (need), KAHIBALO (know a process), PUEDE (can handle/can be), KILALA (to know someone).
 - a. Gusto mo sang serbesa?
(You like beer?)

Indi ko gusto and serbersa.
(I don't like beer.)
 - b. Kahibalo si Frezy magluto sang adobo?
(Does Frezy know how to cook adobo?)

Indi kahibalo magluto sang adobo si Frezy.
(Frezy doesn't know how to cook adobo.)

- c. Kilala ni John Tabanar si James Lehman?
(Does Joan Tabanar know James Lehman?)

Indi kilala ni Joan si James Lehman.
(Joan Tabanar doesn't know James Lehman.)

- d. Pwede makadto sa Sagada sa Domingo?
(Can we go to Sagada on Sunday?)

Indi pwede magkadto sa Sagada sa Domingo.
(We can't go to Sagada on Sunday.)

- e. Kinahanglan ni Ben Philip ang bisikleta?
(Does Ben Philip need the bicycle?)

Indi kinahanglan ni Ben Philip and bisikleta.
(Ben Philip doesn't need the bicycle.)

4. In negating future abilitative form of sentence :

- a. Makadto si Jane sa Manila sa Abril?
(Will Jane be able to go to Manila in April?)

Indi makadto si Jane sa Manila sa Abril.
(Jane will not be able to go to Manila in April.)

5. In negating profession and state of being

- a. Dentista si Mildred Pagayon?
(Is Mildred Pagayon a dentist?)

Indi Dentista si Mildred Pagayon.
(Mildred Pagayon is not a dentist.)

Masakit is Acsa Sevidal?
(Is Acsa Sevidal sick?)

Indi masakit si Acsa Sevidal.
(Acsa Sevidal is not sick.)

6. In negating sentence and question with adjectival predicate:

- a. Malaba ang buhok ni mama Fin.
(Mama Fin's hair is long.)

Indi sang malaba ang buhok ni mama Fin.
(Mama Fin's hair is not long.)

Linkers :

NGA - signifies a modification sequence between an adjective and a noun. It is placed between the adjective and the noun and doesn't change its form no matter what letter the first word ends.

e.g.

Manamit nga pagkaon
(Delicious food)

Pagkaon nga manamit
(Delicious food)

Daku nga idu
(Big dog)

Idu nga daku
(Big dog)

KA - is found between a number and a noun or an adjective, and between the question word PILA and a noun or an adjective.

e.g.

Tatlo ka bulak
(Three flowers)

Pila ka oras ang miting?
(How long was the meeting?)

Markers - are words that signify the entrance of a noun that denotes a noun - doer relationship.

A. Subject Markers for common and Personal Names:

SI is a subject marker for singular personal names

e.g.

Nagbakal si Dinnah sang paho.
(Dinnah bought a mango.)

SANDAY is a subject marker for plural personal names

e.g.

Nagbakal sanday Dinnah kag Josie sang paho.
(Dinnah and Josie bought a mango.)

ANG is a singular subject marker for common nouns.

e.g.

Ginakaon ni Edith ang paho.
(Edith ate the mango.)

ANG MGA is a plural subject marker for common nouns

e.g.
Ginkuha ni Mama Fin ang mga lapis.
(Mama Fin got the pencils.)

B. Place/Location Marker :

SA is a place marker before a place or specific name of place/location

e.g.
Malakat siya sa opisina.
(She will go to the office.)

C. Direction Marker

SA is a marker before a place, person, or animal to whom the action is being directed.

e.g. Kuhaon niya sa bata ang lapis.
(She will get the pencil from the child.)

D. Time Marker

SA is also used as future time marker

e.g.
Mapauli ako sa Domingo.
(I'll go home on Sunday.)

SANG is also used as a past time marker

e.g.
Nagpauli si Jun sang Biyernes.
(Jun went home last Friday.)

Aspects of the Hiligaynon Verb

Hiligaynon has 3 different aspects :

Action Begun Not Completed (present tense)

Action Begun Completed (past tense)

Action Not Begun (future tense)

1. Action Not Begun Aspect of the Verb (Future tense)

MA affix + root verb indicates Action Not Begun Aspect

e.g.

	Affix	Verb Root	Action Not Begun
to go	MA	KADTO	MAKADTO (will go)
to walk	MA	LAKAT	MALAKAT (will walk)
to talk	MA	HAMBAL	MAHAMBAL (will talk)

The same (action not begun) form of the verb is shown in the sentence:

Ma-istar ako sa Mambusao.
(I will stay or live in Mambusao.)

2. Action Begun Completed (Past Tense)

NAG affix + ver root indicates action begun-completed

e.g.

	Affix	Verbroot	Action Begun Completed
to go	NAG	KADTO	NAGKADTO went
to walk	NAG	LAKAT	NAGLAKAT walked
to talk	NAG	HAMBAL	NAGHAMBAL talked

The same (Action Begun Completed) form of the verb is shown in the sentence.

e.g.

Nag-istar ako sa Iloilo sang 1984.
(I stayed in Iloilo last 1984.)

3. Action Begun Not Completed (Present Tense)

NAGA affix + root verb indicates Action Begun Not Completed

e.g.

	Affix	Verbroot	Action Begun Not Completed	
to go	NAGA	KADTO	NAGAKADTO	going
to walk	NAGA	LAKAT	NAGALAKAT	walking
to talk	NAGA	HAMBAL	NAGAHAMBAL	talking

The same (action begun not completed) form of the verb is shown in the sentence:

e.g.

Naga-istar ako sa Manila subong.
(I'm now staying in Manila.)

H. The Verbal Predicate

Verbal Predicate is composed of the verb root and its affix or affixes. The verb root contains the meaning of the verbal predicate and specifies the relationship it has with the nouns in a sentence.

Case Relationship

In Hiligaynon sentence with a verbal predicate, the verb is the center and the nouns are tied to the verb by case relationship such as the Agentive, Objective, Locative, Directional, Beneficiary and Instrumental.

1. The Agentive Case (Actor Focus) in the sentence:

NAGA-ISTAR AKO SA MAMBUSAO. It expresses the relationship between the verb (nag-istar) and the noun (ako) which is the doer/actor/agent of the action expressed by the verb root.

e.g.

Kaon (eat)
Bata (child) Agentive/Actor

2. The Objective Case (object focus) expresses the relation between the verb and the noun which is 1. The receiver of an externally induced action expressed by the verb 2. or the experience of an internally induced action.

e.g.

Limpyo (clean) babayi (woman) balay (house)

Objective 1.

Gutom (go hungry) lalaki (man)

Objective 2

- 3. The Locative/Directional Case (location/direction focus) expresses the relation between the verb and the noun which is the place where the action happens (location) or the object from or toward which the action of the verb is directed (direction).

LANGOY (swim)		BATA (child)		SUBA (river)
	agentive			locative
Lakat (go)		Mangingisda (fisherman)		Dagat (sea)
	agentive			directional

- 4. The Benefactive Case (Beneficiary Focus) expresses the relation between the verb and the noun for whom or to whom or for which the action of the verb takes place.

bakal (buy)		nanay (mother)
gatas (milk)		bata (child)

- 5. The Instrumental Case (Instrument Focus) - expresses the relation between the verb and the noun which is the force or tool casually involved in the action expressed by the verb.

trapo (wipe)		kabulig (maid)
lamisa (table)		lapat (rag)

Hiligaynon Verbs

MAG Verbs are used to emphasize the doer of the action or the act itself. This verb form should be used in sentences where an object is not necessary to complete the meaning, or they may be used, too, with objects or receivers if the emphasis is on the doer or on the act itself.

When the root begins with a vowel, a hyphen is used between the prefix MAG and the root. With consonants, no hyphen is used.

English	Verbroot	Infinitive	Past (ABC)	Present ABNC
dance	SA-OT	MAGSA-OT	NAGSA-OT	NAGASA-OT
buy	BAKAL	MAGBAKAL	NAGBAKAL	NAGABAKAL
write	SULAT	MAGSULAT	NAGSULAT	NAGASULAT
work	OBRA	MAG-OBRA	NAG-OBRA	NAGA-OBRA
give	HATAG	MAGHATAG	NAGHATAG	NAGAHATAG

Future (ANB)

MASAOT	MA-OBRA
MABAKAL	MAHATAG
MASULAT	

Conjugation Pattern :

	Affix		Verbroot	
Infinitive	MAG	+	SAOT	= MAGSAOT to dance
Imperative	MAG	+	SAOT	= MAGSAOT dance
ABC (Past)	NAG	+	SAOT	= NAGSAOT danced
ABNC (Present)	NAGA	+	SAOT	= NAGASAOT dancing
ANB (future)	MA	+	SAOT	= MASAOT will dance

Examples of Sentence Patterns :

Infinitive	Gusto niya magsaot. (He likes to dance.)
Imperative	Magsaot ka. (You dance.)
ABC (Past)	Nagsaot si Jun kagabi. (Jun danced last night.)
ABNC (Present)	Nagasaot si Tony. (Tony is dancing.)
ANB (Future)	Masaot si Carol. (Carol will dance.)

The Abilitative MAKA/NAKA Affix

When added or combined to a simple verbal predicate, will take note of the ability to do the action.

Affixed verbal predicate which may select the doer/agent of the action as the subject in the sentence.

e.g.

Nakahambal ka sang Hiligaynon?
(Can you speak Hiligaynon?)

Nakabakal ako sang singsing.
(I was able to buy a ring.)

Case/Focus	Action Not Begun	Action Begun-Completed
AGENTIVE CASE/ ACTOR FOCUS	MAKA	NAKA/KA
OBJECTIVE CASE/ OBJECT FOCUS	MA	NA
LOCATIVE/DIRECTIONAL CASE/LOCATIVE/DIRECTION FOCUS	MA + AN/HAN	NA + AN /HAN
BENEFACTIVE CASE/ BENEFICIARY FOCUS	MA + AN/HAN	NA + AN/HAN
INSTRUMENTAL CASE/ INSTRUMENTAL FOCUS	MAKA	NA

*Note : Use the suffix AN if the verb ends with a consonant and if the verb ends with a vowel that has a glottal stop. While the suffix HAN is used when the verb ends in a vowel.

e.g. AGENTIVE CASE :

ANB: Makadto kami sa Sagada.
(We will be able to go to Sagada.)

ABC: Nakakadto kami sa Bangaan.
(We were able to go to Bangaan.)

OBJECTIVE CASE

- ANB: Mabakal ko ang T-shirt.
(I will be able to buy the T-shirt.)
- ABC: Nabakal ni Erwin and T-shirt.
(Erwin was able to buy the T-shirt.)

LOCATIVE CASE

- ANB: Makadtoan ni Joel and kuweba.
(Joel will be able to go to the caves.)
- ABC: Nakadtoan ni Pearl Laurea and kuweba.
(Pearl Laurea was able to go to caves.)

DIRECTIONAL CASE

- ANB: Mahalokan ni Todd si Fe sa birthday niya.
(Todd will be able to kiss Fe on her birthday.)
- ABC: Nahalokan ni Gregory si Tet.
(Gregory was able to kiss Tet.)

BENEFACTIVE CASE

- ANB: Matudloan ni Eugene si Tim sang Hiligaynon.
(Eugene will be able to teach Tim Hiligaynon.)
- ABC: Natudloan si Stics si Arlene sang kanta.
(Stics was able to teach Arlene a song.)

INSTRUMENTAL CASE

- ANB: Makagabot ang martilyo ni Jessie sang lansang.
(Jessie's hammer will be able to pull a nail.)
- ABC: Nakabunggo sang bata ang awto.
(The car accidentally hit a child.)

Use of ADVERBS OF TIME are word that describe when an action is performed.

The greeting : KAMUSTA KA SUBONG? (How are you now?0. SUBONG is an adverb of time meaning "now". Below is the list of adverbs of time in Hiligaynon and their English equivalent.

1.	subong	now/today
2.	bwas	tomorrow
3.	kahapon	yesterday
4.	karon	later
5.	Kaina	a while ago
6.	temprano	early/earlier
7.	dugay	long time
8.	ulahi	late
9.	karon sa gab-i	later tonight
10.	sunod nga adlaw	next day
11.	nagligad nga adlaw	other/previous day
12.	sunod nga bulan	next month
13.	nagligad nga bulan	last month
14.	sunod nga tuig	next year
15.	kon kis-a/kis-a	sometimes
16.	sa katapusan	end of the month
17.	sa ikaduha nga semana	the second week
18.	bag-o	before, newly, just

EXAMPLES :

1. Maabot si Paz subong.
(Paz will arrive today.)
2. Mapauli si Jun sa Aklan bwas.
(Jun will go home to Aklan tomorrow.)
3. Nagkadto kami sa Sagada kahapon.
(We went to Sagada yesterday.)
4. Malakat sila karon sa tindahan.
(They will go to the market later.)
5. Nag-ulan kaina.
(It rained a while ago.)
6. Temprano nagtulog si Gemma.
(Gemma slept early.)

7. Dugay nga naghulat si Medy kay Becky.
(Medy waited for Becky for a long time.)
8. Ulihi si Melinda nag-abot.
(Melinda arrived late.)
9. Malantaw kami sang sine karon sa gab-i.
(We'll see a movie later tonight.)
10. Masaot si Vic-Vic sa party sa sunod nga adlaw.
(Vic-Vic will dance in the party the next day.)
11. Nagkanta si Mallu kag Yolly sang nagligad nga adlaw.
(Mallu and Yolly sang the other day.)
12. Makadto si Popsie sa balay ni Mary sa sunod nga bulan.
(Popsie will go to Mary's house next month.)
13. Nagbisita sa Banggaan si Melchor kag George sang nagligad nga bulan.
(Melchor and George visited Banggaan last month.)
14. Mapa-Baguio si Lando kag Jessica sa sunod nga tuig.
(Lando and Jessica will go to Baguio next year.)
15. Naga-jogging kon kis-a sanday Gerry kag Tony.
(Gerry and Tony sometimes go jogging.)
16. Ihatag si Fe Sacristan ang sweldo sa katapusan.
(Fe Sacristan will give the salary at the end of the month.)
17. Mapauli sa Cebu si Fe Quijano sa ikaduha nga semana sang April.
(Fe Quijano will go home to Cebu on the 2nd week of April.)

HILIGAYNON CASE MARKERS FOR NON-SUBJECT NOUNS

CASE FOCUS	PERSONAL		NON-PERSONAL	
	Singular	Plural	Singular	Plural
Agentive/Actor	ni	sanday	sang	sang mga
Objective/Object	kay	kanday	sang	sang mga
Locative/Location	ni	nanday	sa	sa mga
Directional/Direction	kay	kanday	sa	sa mga
Benefactive/Beneficiary	para kay	para kanday	para sa	para sa mga
Instrumental/Instrument	paagi kay	paagi kanday	paagi sa	paagi sa mga

HILIGAYNON VERB PARADIGM

MODES	ASPECT	F AGENTIVE	O OBJECTIVE	C LOCATIVE	U BENEFACTIVE	S INSTRUMENTAL
General/Neutral	ANB (Future)	MA +	+ ON/HON	+ AN/+ HAN	+ AN/+ HAM	I+
	ABNC (Present)	NAGA +	GINA +	GINA + + AN + HAN	GINA + AN + HAN	GINA+
	ABC (Past)	NAG +	GIN +	GINA + AN + HAN	MA + + AN + HAN	GIN+
Ablitative	ANB (Future)	MAKA +	MA +	MA + + AN + HAN	MA + + AN + HAN	MAKA +
	ABNC (Present) ABC (Past)	NAKA/KA +	NA +	+ AN NA + + HAN	+ AN NA + HAN	NA+
CAUSATIVE	ANB (future)	MAPA +	PA + + ON + HON	PA + AN + HAN	PA + AN + HAN	IPA +
	ABNC (Present)	NAGAPA +	GINAPA +	GINAPAT + AN + HAN	GINAPAT + AN + HAN	GINAPA +
	ABC (Past)	NAGPA +	GUNPA +	GINPA + AN + HAN	GINPA + AN + HAN	GINPA +
Ablitative	ANB (Future)	MAKAPA +	MAPA +	MAPA + AN + HAN	MAPA + AN + HAN	MA-IPA

HILIGAYNON VERB PARADIGM

MODES	ASPECT	F AGENTIVE	O OBJECTIVE	C LOCATIVE	U BENEFACTIVE	S INSTRUMENTAL
Causative	ABNC (present)					
	ABC (past)	NAKAPA +	NAPA +	NAPA + AN + HAN	NAPA + AN + HAN	NAI-IPA
	ANB (Future)					
	ABNC (Present)					
	ABC (Past)					

PSEUDOVERB is a form which exhibits some characteristics of both the adjective and the verb.

Hiligaynon has 3 small sets of pseudoverbs:

Set I this denotes preference or desire and necessity

- a. Gusto (like, want)
- b. kinahanglan (need, ought to, must, should)

e.g.

- a. Gusto ko makadto sa Sagada.
(I want to go to Sagada.)
- b. Kinahanglan ko magkadto sa Sagada.
(I need to go to Sagada.)

Set II:

- a. puede (can, may, could, might)
- b. indi puede (may not, should not)

e.g.

- a. Puede na ako magpauli.
(I can already go home.)
- b. Indi puede nga makalat siya subong.
(He can't go today.)

Set III - pseudoverb DAPAT although synonymous with KINAHANGLAN of set 1 is used in a construction different from those where KINAHANGLAN is used.

- a. DAPAT - ought to, must should
- b. INDI - do not

e.g.

- a. Dapat taposon ko ang grammar notes.
(I ought to finish the grammar notes.)
- b. Indi ka mag-inom sang beer.
(Don't drink beer.)

A. Pseudoverb as an Adjective has the following characteristics:

1. Comparative Form

e.g.

Mas gusto ko ang Boracay sang sa Banaue.

(I prefer Boracay to Banaue.)

2. Superlative Form

e.g.

Gusto gid nanay ang spaghetti.
(Mother likes spaghetti very much.)

B. Pseudoverb as a Verb has the following characteristics:

1. Case relations with the noun phrases that co-occur with it in the sentence.

e.g.

Gusto sang bata sang hampangan.
(The child likes the toy.)

Note: Pseudoverb has a maximum of only 2 case relations:

- a. Agentive Noun Phrase
- b. Objective Noun Phrase

2. Aspect (completed, not completed, not begun) only set 1 pseudoverb (GUSTO, KINAHANGLAN) may be inflicted for aspect.

e.g.

Nagustuhan ni Jona ang sine.
(Jona liked the movie.)

Nagakinahanglan si Emma sang bulig mo.
(Emma needs your help.)

Prepositions - referred to as markers in Hiligaynon

English

Hiligaynon

of	SANG
for	PARA
to, on, in, at (location)	SA
in (referring to past time)	SANG
at (referring to clock time)	SA
on (referring to time)	SA
with	UPOD SI/KAY
from	HALIN

under	IDALOM
above, on top of	SA IBABAW
beside, next to	SA TUPAD SANG
at the edge of	SA BINIT SANG
in front of	ATUBANGAN SANG
at the back of, behind	SA LIKOD SANG
outside	SA GWA
inside	SA SULOD
around	SA PALIBOT/LIBOT

Uses of the Preposition SA

SA is a versatile word in Hiligaynon. It is used for the English prepositions IN, TO, ON, AT etc.

SA as future time adverb marker.

e.g.

- a. Sa masunod nga bulan
(next month)
- b. Sa iba nga adlaw
(some other day)
- c. Sa Lunes
(On Monday)

SA as General Location

Daku ang simbahan sa banwa.
(The church in town is big.)

Its Plural Form is SA MGA

Daku ang mga simbahan sa mga banwa.
(The churches in the towns are big.)

SA as Specific location.

Sa ibabaw sang	(on top of)
Sa ibabaw sang lamisa	(on top of the table)
Sa idalom sang	(under the)
Sa idalom sang lamisa	(under the table)

ARA KAY, ARA KANDAY (with). These location prepositions are used only with Personal Nouns.

e.g.

Ang akon libro ara kay Gina.
(My book is with Gina.)

*Note: That the preposition SA when used iwth non-personal nouns has a location meaning while if it is used with personal nouns, it has a directional meaning.

e.g.

Location - Sa sulod sang katon
(in the box)

Sa kilid sang lamisa
(at the side of the table)

Direction - Akig ako sa tindera.
(I'm angry at the saleslady.)

Ihatag ang dolsi sa bata.
(Give the candy to the child.)

LIST OF HILIGAYNON EXPRESSIONS

1.	oh my!	SUS
2.	whatchamacall it	KWAN
3.	oh really!	TU-OD
4.	okay	SIGE
5.	my goodness	AY SUS!
6.	correct	HUSTO
7.	wrong	SALA
8.	very good	MAAYO GID
9.	perhaps/maybe	BASI/SIGURO
10.	that's how it is	TI MO/BASTA LANG
11.	It's true	TU-OD
12.	there's nothing else	WALA NA IBAN
13.	right now	SUBONG GID/KARON
14.	just a minute	HULAT ANAY/DALI LANG
15.	you're talking nonsense	GAPATAKA KA LANG/ GAPAGUSTO KA LANG
16.	It's alright!	WALA KASO

17.	till later	KARON DUGAY-DUGAY
18.	till tomorrow	HASTA BWAS
19.	excuse me	TABI ANAY
20.	come over	DALI 'DI/LAKAT 'DI
21.	all together	TANAM-TANAM/DUNGAN
22.	again	LIWAT
23.	slowly	HINAY-HINAY LANG
24.	faster	DASIG/DALI/DALI-A/DASIGA
25.	louder	TUNUGA/TUNUG-TUNUGA
26.	try it	TILAWI
27.	I bet you	PUSTA 'TA/PUSTAHAY
28.	pardon me	PASENSYAHA AKO
29.	come back again	BALIK LIWAT
30.	I'll go ahead	MAUNA AKO
31.	I'll see you later	MAKITA-AY LANG KITA KARON
32.	talkative	BABAAN/ WAKALAN/PALAWAKAL
33.	it's confusing	KAGAMO/KAGAROT
34.	it's irritating	KALINIT/KAULOGOT
35.	I don't know	AMBOT
36.	you guess it right	PAKOT MO GID
37.	never mind	BAYA-I NA LANG/BAY-I DA
38.	it doesn't matter	WAAY KASO
39.	what's up	O, ANO/ANONG ATON/ANO 'NA
40.	wait for me	HULATA 'KO
41.	it's up to you	BAHALA NA/PAGUSTO KA/ AMBOT SA IMO
42.	good for you/serves you right	MIRISI MO/NAMIT MO
43.	that's your problem	IMO NA 'YA PALAMANOG/ PROBLEMA MO NA
44.	it's none of your business	WALA KA LABOT
45.	anytime	BASTA IKAW
46.	hands off/no touch	KAMOT SA LUGAR
47.	of course	SYEMPRE
48.	watch out	HALA
49.	I don't know	WALA AKO 'KABALO
50.	I said so	BASTA