

Peace Corps

Mauritanian Arabic Grammar handbook



DOCUMENT RESUME

ED 290 326

FL 017 113

AUTHOR Francis, Timothy P.; Hanchey, Stephen
TITLE Mauritanian Arabic. Grammar Handbook. Peace Corps Language Handbook Series.
INSTITUTION Experiment in International Living, Brattleboro, VT.
SPONS AGENCY Peace Corps, Washington, D.C.
PUB DATE 79
CONTRACT 78-043-1037
NOTE 155p.; For related documents, see FL 017 114-115.
PUB TYPE Guides - Classroom Use - Materials (For Learner) (051)

EDRS PRICE MF01/PC07 Plus Postage.
DESCRIPTORS *Arabic; Class Activities; Developing Nations; *Form Classes (Languages); *Grammar; Instructional Materials; *Orthographic Symbols; Pattern Drills (Language); Pronunciation; *Second Language Instruction; Sentence Structure; Tenses (Grammar); Uncommonly Taught Languages
IDENTIFIERS *Arabic (Mauritanian); Gender (Language); Mauritania; Peace Corps


ABSTRACT

A handbook to the grammar of Mauritanian Arabic (Hassaniya) is intended for Peace Corps volunteers, and is designed to focus attention on proper grammatical forms. Lesson topics include the article, personal pronouns, possessive pronouns, negation of the implied verb "to be," noun gender, adjective gender, number, "there is/are and there was/were," simple sentences, "have/have got," demonstratives, present tense, interrogatives, imperatives, nouns and adjectives, prepositions, the genitive case, verbs and suffix pronouns (direct object), the future, adverbs, the active participle, indirect object, past tense, relative pronouns, comparative and superlative, past continuous tense, and conditional. Some pronunciation exercises are included. Arabic orthography and English are used throughout the guide. (MSE)

 * Reproductions supplied by EDRS are the best that can be made *
 * from the original document. *

ED290326

MAURITANIAN ARABIC



Grammar Handbook

by Timothy P. Francis and Stephen Hanchey

PEACE CORPS LANGUAGE HANDBOOK SERIES

Developed by The Experiment in International Living
Brattleboro, Vermont

for ACTION/Peace Corps

1979

"PERMISSION TO REPRODUCE THIS
MATERIAL HAS BEEN GRANTED BY

T. Hanchey

TO THE EDUCATIONAL RESOURCES
INFORMATION CENTER (ERIC)."

U.S. DEPARTMENT OF EDUCATION
Office of Educational Research and Improvement
EDUCATIONAL RESOURCES INFORMATION
CENTER (ERIC)

This document has been reproduced as
received from the person or organization
originating it.

Minor changes have been made to improve
reproduction quality.

• Points of view or opinions stated in this docu-
ment do not necessarily represent official
OERI position or policy.

FL 017113

PEACE CORPS
LANGUAGE HANDBOOK SERIES

The series includes language materials in Belizean Creole, Gilbertese, Mauritanian Arabic, Setswana, Solomon Islands Pijin, and Tanzanian Swahili.

These Mauritanian Arabic materials were developed under the auspices of the Foreign Language Office of The Experiment in International Living's School for International Training.

Project director and editor	Raymond C. Clark
Assistant director and editorial assistant	Arthur A. Burrows
Administrative assistant	Susan McBean

For further information, contact The Experiment in International Living, Brattleboro, Vermont 05301.

Much of the classic calligraphy used to decorate this book was taken from The Muslim Mind by Chris Waddy.

The Experiment in International Living, Inc., prepared this handbook for the U.S. Government under ACTION Contract number 78-043-1037. The reproduction of any part of this handbook other than for such purposes as criticism, comment, news reporting, teaching, scholarship, research, or other "fair use" is subject to the prior written permission of ACTION.

1979

MAURITANIAN ARABIC
GRAMMAR HANDBOOK


Writers	Timothy P. Francis Stephen Hanchey
Artists	George Vasilatos, Pat Moran
Typists	Susan Leuchter, George Vasilatos
Assistant Writer and Field Tester	Peg Clement
Consultants	Lance Lindabury Mouldi Hadiji

ACKNOWLEDGEMENTS

The writers would like to extend their grateful appreciation to the dedicated volunteers and staff of Peace Corps Mauritania for their support and encouragement during the preparation of these materials. We would like to mention in particular Gerry Sternin and Carol Olsen of PC/Mauritania, as well as Lee Jennings and Tanya George of PC/Washington, whose experience and help have again proved invaluable. The staff of the Regional Training Resource Center in Dakar including Lillian Baer, Gary Engleberg and Boubacar Diallou helped facilitate our work.

Finally our warmest appreciation to Youssouf ould abdel Jelil, Abdellahi ould Mohammed Lehib, Abdellahi Kerim and other Mauritanian friends and colleagues in Nouakchott, Dakar, Rabat, and London who made their time available as hosts, translators, and consultants. Without their generosity and kindness, this work would have been impossible.

iii



iv

TABLE OF CONTENTS

	Introduction	vii
Lesson 1:	The Article	1
Lesson 2:	The Personal Pronouns	6
Lesson 3:	The Possessive Pronouns	12
Lesson 4:	Negation of the Implied Verb "To Be"	17
Lesson 5:	Gender of Nouns	21
Lesson 6:	Gender of Adjectives	26
Lesson 7:	Number (Duals and Plurals)	28
Lesson 8:	Dummy Subjects (There is/are, There was/were)	35
Lesson 9:	Simple Sentences	38
Lesson 10:	Have / Have Got	41
Lesson 11:	Demonstratives	45
Lesson 12:	Present Tense - Introduction	50
Lesson 13:	Interrogatives	56
Lesson 14:	Present Tense - Variations	62
Lesson 15:	Present Tense - Continued	67
Lesson 16:	Imperatives	75
Lesson 17:	Nouns & Adjectives	78
Lesson 18:	Prepositions	82
Lesson 19:	The Genitive	87
Lesson 20:	Verbs & Suffix Pronouns (Direct Object)	91
Lesson 21:	The Future	98
Lesson 22:	Adverbs	102
Lesson 23:	The Active Participle	104

~

Lesson 24:	The Indirect Object	109
Lesson 25:	The Past Tense	111
Lesson 26:	Relative Pronouns	120
Lesson 27:	The Past Tense - Special Cases	122
Lesson 28:	The Comparative and Superlative	131
Lesson 29:	The Past Continuous Tense	136
Lesson 30:	The Conditional	140
	Pronunciation Practice	143

Notes to the Learner:

The purpose of The Grammar Handbook is to help you focus your attention on matters such as how to form the past tense or to make nouns and adjectives agree, or to put a string of words together in the proper order. The Grammar Handbook aims through explanation, example and exercises to help you assimilate the linguistic system that holds together the words and phrases of Hassaniya.


Used together, The Communication and Culture Handbook and The Grammar Handbook are two complementary approaches to a basic mastery of Hassaniya. You may find that you are more comfortable with one than with the other, but once again, let us remind you that everyone learns differently. This language course, by taking these two approaches allows you to capitalize on your strengths. It should be pointed out that it would be unwise to neglect either book. If you studied only The Communication and Culture Handbook you would only be able to function within its situations. If you studied only The Grammar Handbook, you would learn quite a lot about the grammar of the language, but not be able to put your knowledge to use in basic everyday situations.



vii



MAURITANIAN ARABIC
GRAMMAR HANDBOOK



Bismillāh al-rahmān al-rahīm:
"In the Name of God, Most Gracious, Most Merciful"

THE ARTICLE

Lesson One

There is no equivalent in Hassaniya to the English indefinite article "a". Thus a noun standing alone is automatically indefinite.

Examples:

a house	/da:r/	دار
a man	/ra:zil/	راجل
a woman	/mara:/	مرء
a car	/wa:ta/	واتة

The definite article "the" has two main forms in Hassaniyya.

1. If the first letter of the noun is a "moon" letter, /il/ is prefixed to the noun:

Examples:

	goodness		the goodness
/khayr/	خير	/il-khayr/	الخير
	praise		the praise
/hamd/	حمد	/il-hamd/	الحمد

For your reference, the 14 "moon" letters are:

ا ب ج ح خ ع غ ف ك ق م ن ه و ز ي

1

2. If the first letter of the noun is a "sun" letter, the /l/ of ال is assimilated and replaced by a doubling in pronunciation of the first letter of the word, i.e. the /l/ of ال is dropped in pronunciation.

Examples:

	peace		the peace
/sala:m/	سَلَام	/is-sala:m/	السَّلَام
	man		the man
/ra:jil/	رَاجِل	/ir-ra:jil/	الرَّاجِل
	house		the house
/da:r/	دَار	/id-da:r/	الدَّار

Note:

Although the /l/ is dropped in pronunciation, it is still written in written Arabic, and this doubling in pronunciation is indicated by the /shadda/ written above the first letter of the word.

For your reference the 14 "sun" letters are:

ن ت د ذ ر ز س ش س ش ط ظ ل ن

Special Notes:

You will sometimes hear /il/ become /li/ in front of words beginning with two consecutive consonants. This may take time for you to pick up in normal speech, and this feature may vary depending on where you are in Mauritania. However you will always be understood using /il/, and this note is only to help you in your comprehension as you gain confidence and experience in hearing and speaking Hassaniya.

The /i/ of /il/ is dropped in two cases:

- a. If the preceding word ends with a vowel.
- b. If the word to which /il/ is prefixed begins with a vowel.



"In the Name of God, Most Gracious, Most Merciful"

- 1 a. Learn any vocabulary in this lesson.
 - b. Read the examples aloud paying close attention to your teacher's guidance in pronunciation.
 - c. Write out the examples in Arabic in your notebook and show your efforts to your teacher.
2. Make the following indefinite nouns definite and check your results with your teacher:

Examples:

news	/ta:ri/	طاري	/it-ta:ri/	الطاري
room	/bayt/	بيت	/il-bayt/	البيت
house	/da:r/	دار		
glass	/ka:s/	كاس		
key	/muvta:h/	مفتاح		
man	/ra:jil/	راجل		
tent	/khayma/	خيمة		
peace	/sala:m/	سلام		
woman	/mara:/	مرأة		
car	/wa:ta/	وارة		
praise	/hamd/	حمد		
book	/ikta:b/	كتاب		

goodness	/khayr/	خير
desert	/ba:diya/	بادية
ougiya	/u:gi:ya/	اوقية
table	/ta:bla/	طاولة
market	/marsa/	مرصة
embassy	/siva:ra/	سفارة
office	/maktab/	مكتب
hospital	/tab/	طب
day	/yawm/	يوم
milk	/laʕan/	لبن
meat	/laham/	لحم
fish	/hu:t/	هوت
money	/fadhdha/	فئنة

PERSONAL PRONOUNS

Lesson Two

The personal pronouns in Hassaniyya are:

I	/ana/	أنا
you (m.)	/inta/	انتَ
you (f.)	/inti/	انتِ
he	/huwa/	هو
she	/hiya/	هي
we (m.pl.)	/nihna/	نحن
we (f.pl.)	/nihna:ti/	نحناتي
you (m.pl.)	/intu:ma/	انتم
you (f.pl.)	/intu:ma:ti/	انتماتي
they (m.pl.)	/hu:ma/	هم
they (f.pl.)	/hu:ma:ti/	هماتي

Note:

1. There are four forms of "you" in Hassaniya. You must distinguish between "you" when referring to either a man, a woman, a group of men or a group of women.
2. Mixed groups of men and women are treated grammatically as masculine plural.
3. There is no equivalent to the English "it". Since all nouns in Hassaniya are either masculine or feminine you use either "he" or "she" in context when referring to a thing "it".

6

Since there is no verb "to be" (in the present tense) in Hassaniya, simple sentences like "I am a nurse", "she is the director", "it (referring to a book) is expensive", "it (referring to a house) is large" can be rendered simply by using the relevant pronoun plus the noun or adjective.

Examples:

I am a nurse. (woman talking)	/ana _tabi:ba/	انا طبيبة
He is the director.	/huwa l-mudi:r/	هو المدير
It is expensive. (book)	/huwa wa:c'ir/	هو واعر
It is large. (tent)	/hiya ikbi:ra/	هي الكبيرة

Further Note on Plurals:

The plurals of most masculine and feminine nouns referring to occupations, and adjectives referring to mental and physical states are formed thus:

(Masculine nouns + adjectives describing people)

Add /i:n/ ين to the last letter of the word:

teacher	/mu ^c allim/	معلم
teachers	/mu ^c allimi:n/	معلمين
hungry	/ji ^c a:n/	جعان
hungry (describing a group of men)	/ji ^c a:ni:n/	جعانين

(Feminine nouns + adjectives describing people)

Add /a:t/ ت to the last letter of the word:

teacher (f.) /mu^callima/ معلمة

teachers (f) /mu^callima:t/ معلمات

hungry (f) /ji^ca:na/ جعانة

hungry (f) /ji^ca:na:t/ جعانات
(describing
a group of women)

Note:

Mixed groups of men and women are treated as grammatically masculine plural.



A twice-repeated prayer: "O Conqueror!"

- 1 a. Learn any new vocabulary in this lesson.
- b. Read the examples aloud paying careful attention to your teacher's guidance on pronunciation.
- c. Write out the examples in Arabic in your notebook, and then show your results to your teacher.
2. Write out the masculine and feminine plurals of these nouns describing occupations and adjectives describing mental and physical states.

nurse/doctor	/tabi:b/	طبيب
director	/mudi:r/	مدير
teacher	/mu ^c allim/	معلم
volunteer	/mutatawwi ^c /	متطوع
married	/mitkhayyim/	متخيم
thirsty	/ ^c atsha:n/	عطشان
tired	/vitra:n/	فتران
hungry	/ji ^c a:n/	جعان
happy	/varha:n/	فرحان
busy	/mishtan/	مشغول

3. Translate the following sentences into Arabic. First read your version out loud in class paying attention to any corrections your teacher may suggest and also his/her advice on pronunciation. When you are satisfied with your translations, write them out in Arabic in your notebook.
1. I am tired (man talking)
 2. She is a nurse.
 3. They (m.) are teachers.
 4. He is tired.
 5. She is thirsty.
 6. I am busy. (woman talking)
 7. We are married.
 8. I am a volunteer. (woman talking)
 9. He's the director.
 10. We are hungry. (mixed group)
 11. They are tired. (group of women)
 12. I am a volunteer. (man talking)
 13. Are you married? (addressing a man)
 14. He's busy.
 15. Are you (f.) married?
 16. It is large. (referring to a house)
 17. It is small. (referring to a room)
 18. It is new. (referring to a car)
 19. They are thirsty (mixed group)
 20. I am happy. (woman talking)

4. Make the following sentences plural, read them aloud, translate them into English and then write them out in your notebook.

1. /ana ji^ca:na/

انا جعانة

2. /hiya vitra:na/

هي فترانة

3. /huwa mashghu:l/


هو مشغول

4. /inti varha:na/

انت فرمانة

5. /ana ^catsha:n/

انا عطشان



The name of Allah is repeated to form this eight-pointed star

POSSESSIVE PRONOUNS

Lesson Three

The possessive pronouns "my", "your", "his", "her", etc. are indicated in Hassaniya by suffixes attached to the last letter of the noun they describe.

The possessive suffixes and their English equivalents are:

my	/i/	ي
your (m.)	/-ak/	ك
your (f.)	/-ik/	ك,
his	/-u/	و
her	/-ha/	ها
our	/-na/	نا
your (pl.)	/-kum/	كم
their	/-hum/	هم

Here is a table showing all the possessive suffixes joined to a sample noun. This is the Hassaniya for "name".

Example:

my name	/ism-i/	اسمي
your name (m.)	/ism-ak/	اسك
your name (f.)	/ism-ik/	اسك
his name	/ism-u/	اسو
her name	/ism-ha/	اسها
our name	/ism-na/	اسنا
your name (pl.)	/ism-kum/	اسكم
their name	/ism-hum/	اسهم

Note:

1. There are 3 forms of "your" in Hassaniya. You must distinguish between "your" referring to either a man, a woman, or a group of people.
2. There is no equivalent to English "its". Since all nouns are either masculine or feminine, you use either "his" or "hers" in context when wanting to say the equivalent to "its".

When the possessive suffixes are added to a feminine noun ending with a /ta:' marbu:ta/, the /ta:' marbu:ta/ is "opened" - i.e. it is both pronounced and written as a regular /ta:'/.

Examples:

our car	/wa:tat-na/	وانتنا
his tent	/khaymat-u/	فيمته
my town	/dashrat-i/	دشرتي

Note:

If a noun has a possessive suffix it cannot also take the definite article /il/. However adjectives describing a noun with a possessive suffix must have the definite article.

Examples:

my new house	/da:r-i l-ijdi:da/	داري الجديدة
his big tent	/khaymat-a l-ikbi:ra/	فيمته الكبيرة
her small son	/walad-ha l-isqi:r/	ولدها الاصغير


Note:

The possessive suffixes join directly to the last letter of the noun they describe. However if the last letter is a non-connector, the suffix will stand alone.

her son	/walad-ha/	ولدها
---------	------------	-------

- 1 a. Learn any new vocabulary in this lesson.
 - b. Read the examples aloud paying careful attention to your teacher's guidance on pronunciation.
 - c. Write out the examples in Arabic in your notebook and show your efforts to your teacher.
-
2. Translate the following phrases into Arabic, read your results aloud and then write them out in Arabic in your notebook.
 1. my house
 2. his car
 3. their tent
 4. her book
 5. his house
 6. our room
 7. my office
 8. your (f.) daughter
 9. their car
 10. my name
 11. our house
 12. my book
 13. your (f.) name
 14. your (p.) tent
 15. my key
 16. your (f.) car
 17. your (m.) house
 18. your (m.) name

19. your (m.) car
20. his daughter
21. her daughter
22. your (pl.) house
23. her office
24. her name
25. your (m.) car



NEGATION OF IMPLIED VERB "TO BE"

Lesson Four

Simple sentences on the patter of "I am a nurse", "he is the director", "she is tired" are made negative on this pattern:

I'm not	/ma:ni/	ماني
you (m.) aren't	/ma:nak/	مانك
you (f.) aren't	/ma:nik/	مانك
he isn't	/ma:hu/	ماهو
she isn't	/ma:hi/	مافي
we aren't	/ma:na/	مانا
you (pl.) aren't	/ma:nkum/	مانكم
they aren't	/ma:hum/	ماهم

Examples:

I'm (f.) a nurse.
/ana tabi:ba/

انا مربية

You (m.) are tall.
/inta twi:l/

انت طويل

You (f.) are tall.
/inti twi:la/

انتِ طويلة

I'm (f.) not a nurse.
/ma:ni tabi:ba/

ماني لمربية

You're (m.) not tall.
/ma:nak twi:l/

مانك طويل

You're (f.) not tall.
/ma:nik twi:la/

مانك طويلة

He is the director.
/huwa il-mudi:ir/

هو المدير

He isn't the director.
/ma:hu l-mudi:r/

ما هو المدير

She is tired.
/hiya vitra:na

هي فتراة

She isn't tired.
/ma:hi vitra:na/

ما هي فتراة

We (m.) are tired.
/nihna vitra:ni:n/

نحننا فتراين

We aren't tired.
/ma:na vitra:ni:n/

مانا فتراين

You (f.pl.) are tall.
/intuma:ti twa:l/

انتوماتي طوال

You're (pl.) not tall.
/ma:nkum twa:l/

مانكم طوال

They (f.) are here.
/hu:ma:ti hu:n/

هو ماتي هون

They aren't here.
/ma:hum hu:n/

ما هم هون

Note that in this negative transformation the personal pronouns are replaced (except in three cases) by /ma:n..../ plus the relevant suffix pronoun. The three exceptions are:

he is not /ma:hu/

ما هو

she is not /ma:hi/

ما هي

they are not /ma:hum/

ما هم

Remember these forms are only used where there is an implied verb to be in the sentence.

- 1 a. Learn any new vocabulary in this lesson.
- b. Read the examples aloud in class paying careful attention to your teacher's guidance on pronunciation.
- c. Write out the examples in Arabic in your notebooks and show your efforts to your teacher.

2. Make the following sentences negative, read them aloud, write them out in Arabic and then translate them into English.

1. /ana ji^ca:na/ انا بعانة
2. /hu:ma mu^callimi:n/ هو ما معلمين
3. /nihna:ti vta:ra/ نحناتي فتارة
4. /huwa l-mudi:r/ هو المدير
5. /hiya tabi:ba/ هي طبيبة
6. /ana ^catsha:n/ انا عكشان
7. /inta twi:l/ انت طويل
8. /nihna varha:ni:n/ نحنا فرحانيين
9. /intu:ma mitkhayyimi:n/ انتوما متخيمين
10. /inti mitkhayyima/ انت متخيمة

3. Translate the following into Arabic. First read your translation aloud in class paying close attention to your teacher's advice on pronunciation, then write out your results in Arabic in your notebook.
1. It's not new. (referring to a car)
 2. It's not large. (talking about a house)
 3. I'm not tired. (woman talking)
 4. They're not here. (mixed group)
 5. She's not in the house.
 6. We're not hungry. (group of women)
 7. It's not large. (referring to a room)
 8. It's not expensive. (referring to a book)
 9. She's not a doctor.
 10. He's not happy.

رسالة النبي محمد صلى الله عليه وسلم
رسالة الرحمة لجميع العالمين

The Prophet's mission: "A mercy for all mankind"

GENDER OF NOUNS

Lesson Five

Singular nouns in Hassaniyya are either masculine or feminine. Feminine nouns generally end in /ta:' marbu:ta/, however there are a very few words not ending in /ta:' marbu:ta/ which are feminine.

Examples - masculine nouns:

goodness	/khayr/	خير
praise	/ <u>h</u> amd/	حمد
man	/ra:jil/	راجل

Examples - feminine nouns: (ending in /ta:' marbu:ta/)

car	/wa:ta/	وآة
ougiya	/u:gi:ya/	اوقية
table	/ <u>t</u> a:bla/	طابلة
tent	/khayma/	خيمة

Examples - feminine nouns: (not ending in /ta:' marbu:ta/)


house	/da:r/	دار
woman	/mara:/	مرء

21

With nouns referring to occupations, and adjectives referring to mental and physical states, the feminine equivalent is formed by adding a /ta:' marbu:ta/ to the masculine form.

Examples:

nurse (m.)	/tabi:b/	طبيب
nurse (f.)	/tabi:ba/	طبيبة
director (m.)	/mudi:r/	مدير
director (f.)	/mudi:ra/	مديرة
married (m.)	/mitkhayyim/	متخيم
married (f.)	/mitkhayyima/	متخيمة



- 1 a. Learn any new vocabulary in this lesson.
 - b. Read the examples aloud paying careful attention to your teacher's pronunciation.
 - c. Write out the examples in Arabic and then show your efforts to your teacher.
2. Identify the following nouns as either masculine or feminine, and check your results with your teacher.

room	/bayt/	بيت
glass	/ka:s/	كاس
tent	/khayma/	خيمة
woman	/mara:/	مرء
market	/marsa/	مرصنة
embassy	/siva:ra/	سفارة
house	/da:r/	دار
key	/muvta:h/	مفتاح
man	/ra:jil/	راجل
peace	/sala:m/	سلام
table	/ta:bla/	طاولة
book	/ikta:b/	الكتاب

ougiya	/u:gi:ya/	اوڭية
car	/wa:ta/	وانة
desert	/ba:diya/	بادية
goodness	/khayr/	خير
hospital	/tab/	طب
fish	/hu:t/	هوت
meat	/laham/	لحم
office	/maktab/	مكتب
day	/yawm/	يوم

3. Make the following nouns referring to occupations, and adjectives referring to mental and physical states feminine by adding /ta:' marbu:ta/. Check your results with your teacher.

a. Nouns:

teacher	/mu ^c allim/	معلم
pupil	/talmi:dhi/	تلميذ
director	/mudi:r/	مدير
doctor/nurse	/tabi:b/	طبيب
grandfather	/jidd/	جد

paternal uncle	/ ^c amm/	عم
maternal uncle	/kha:l/	خال
b. <u>Adjectives:</u>		
married	/mitkhayim/	متخيم
thirsty	/ ^c atsha:n/	عطشان
tired	/vitra:n/	فتران
hungry	/ji ^c a:n/	جعان
happy	/varha:n/	فرحان
busy	/mishtan/	مشغول

GENDER OF ADJECTIVES

Lesson Six

Adjectives in Hassaniya are either masculine or feminine.

1. Masculine nouns take the masculine form of adjectives.
2. Feminine nouns take the feminine form of adjectives. The feminine adjective is formed by adding /ta:' marbu:ta/ to the masculine form.

<u>Examples:</u>	<u>Masc.</u>		<u>Fem.</u>	
big	/ikbi:r/	أكبير	/ikbi:ra/	أكبيرة
young, small	/isqi:r/	اصغير	/isqi:ra/	اصغيرة
old	/kahal/	كهل	/kahla/	كهلة
new	/ijdi:d/	اجديد	/ijdi:da/	اجديدة
cheap	/hiyyan/	حين	/hiyyana/	حينة
expensive	/wa: ^c ir/	واعر	/wa: ^c ira/	واكرة
beautiful	/zayn/	زين	/zayna/	زينة
hot	/ha:mi/	هامي	/ha:mia/	هامية
cold	/ba:rid/	بارد	/ba:rida/	باردة
tired	/vitra:n/	فتران	/vitra:na/	فترانة
tall	/twi:l/	طويل	/twi:la/	طويلة
short	/igsi:r/	اقصير	/igsi:ra/	اقصيرة

26

- 1 a. Learn any new vocabulary in this lesson.
 b. Read the examples aloud paying close attention to your teacher's guidance in pronunciation.
 c. Write out the examples in Arabic, and show your efforts to your teacher.
2. Make the following adjectives feminine by adding a /ta:' marbu:ta/. Show your results to your teacher.

near	/grayyib/	قريب
far	/ba ^c i:d/	بعيد
good (2)	/zayn/	زين
	/ma ^l lu:m/	معلوم
clean	/masgu:l/	مصفول
dirty	/imsakh/	اسخ
rich	/gha:ni/	غاني
poor	/fagi:r/	فقير
easy, cheap	/hiyyan/	قيل
difficult, expensive	/wa: ^c ir/	واعر
last	/ita:l/	اتالي
another	/awkhar/	اوفر
open	/muvtu:h/	مفتوح
closed	/magvu:l/	مقفول

NUMBER (Duals and Plurals)

Lesson Seven

In Hassaniya nouns have three forms depending on the number of things being talked about: singular, dual (two of something) and plural.

1. The singular form of nouns has been discussed.
2. The dual is a unique feature of Arabic. The suffix /-ayn/ ^{ين} can be added to any noun to denote "two of". If the noun is feminine ending in a /ta:' marbu: t a/ the latter must be "opened" - i.e. pronounced and written as a regular /ta:'/ when the /-ayn/ ^{ين} suffix is added.

Examples:

2 houses	/da:rayn/	دارين
2 cars	/wa:tatayn/	وانتين
2 men	/ra:jilayn/	راجلين
2 daughters	/mintayn/	منتين
2 books	/ikta:bayn/	اكتابين
2 tents	/khaymatayn/	خيمتين
2 rooms	/baytayn/	بيتين
2 towns	/dashratayn/	دشرتين

3. The Plural:

Unlike English, the plural form of a noun in Hassaniya cannot be stated in a simple rule. You must learn the plural form of a noun at the same time as the singular. However, use your judgement; do not waste time learning the plural of nouns you rarely use in the plural. An additional peculiar feature of Hassaniya is the fact that "countable" nouns (like "books") revert to their singular form when expressed in quantities above 10, so really the use of the plural is limited in "countables" to quantities between 3 and 10.

Examples:

1. Masculine nouns in singular and plural forms.

<u>Noun</u>	<u>Singular</u>		<u>Plural</u>	
man	/ra:jil/	راجل	/rijja:l/	رجال
room	/bayt/	بيت	/byu:t/	بيوت
door	/ba:b/	باب	/bi:ba:n/	بيبان
book	/ikta:b/	اكتاب	/iktu:b/	اكتوب
dog	/kalb/	كلب	/kla:b/	كلاب
pen	/glam/	قلم	/glu:ma/	قلمنة
camel	/jamil/	جمال	/ijma:l/	اجمال
boy	/walad/	ولد	/ula:d/	اولاد

2. Feminine nouns in their singular and plural forms.

Many feminine nouns ending in /ta:' marbu:ta/ drop the /ta:' marbu:ta/ and add /a:t/ ات to make the plural. Unfortunately this is not a hard and fast rule but, as you will see, is fairly common.

Examples:

<u>Noun</u>	<u>Singular</u>		<u>Plural</u>	
house	/da:r/	دار	/dya:r/	ديار
girl	/mint/	فتى	/amna:t/	امانات
woman	/mara:/	مرءى	/i'lya:t/	علبات
car	/wa:ta/	واتة	/wa:ta:t/	وانات
cow	/bagra/	بقرة	/bgar/	بقر
party	/havla/	حفلة	/havla:t/	حفلات
tent	/khayma/	خيمة	/khayma:t/	خيمات
town	/dashra/	دشرة	/dshu:r/	دشور
ougi:ya	/u:gi:ya/	اوقبه	/ugi:ya:t/	اوقيات

In Hassaniya adjectives describing the plurals of "things" (not people) are grammatically feminine when the noun is feminine in the singular.

Examples:

big houses	/dya:r ikba:ra:t/	ديار اكبارات
new books	/iktu:b ijdi:da:t/	اكتوب اجديدات
large rooms	/byu:t ikba:ra:t/	بيوت اكبارات
new cities	/dshu:r ijdi:da:t/	دشور اجديدات

Note:

Some adjectives have special plurals. These must be learned individually.

tall	/twi:l/	طويل	/twa:l/	طوال
large, old	/ikbi:r/	اكبير	/ikba:r/	اكبار
tired	/vitra:n/	فتران	/vta:ra/	فتارة

- 1 a. Learn any new vocabulary in this lesson.
 - b. Read the examples aloud paying careful attention to your teacher's guidance in pronunciation.
 - c. Write out the exercises in Arabic in your notebook, and then show your efforts to your teacher.
2. Make the following singular nouns dual by adding the suffix /-ayn/ ين. Show your results to your teacher.

a camel	/jamil/	جمل
a boy	/walad/	ولد
a tent	/khayma/	خيمة
a house	/da:r/	دار
a book	/ikta:b/	كتاب
a pen	/glam/	قلم
a man	/ra:jil/	راجل
a key	/muvta:h/	مفتاح
a glass	/ka:s/	كاس

3. Give the singular and English meanings of the following plurals.

/u:la:d/	اولاد
/amna:t/	اعنات
/rijja:l/	رجال

/dya:r/	ديار
/bgar/	بقر
/dshu:r/	دشور
/i ^c lya:t/	عليات
/bi:ba:n/	بيان
/ugi:ya:t/	اوقيات
/byu:t/	بيوت

4. Find out the plurals of these nouns with the help of your teacher.

glass	/ka:s/	كاس
key	/muvta:h/	مفتاح
embassy	/siva:ra/	سفارة
office	/maktab/	مكتب
hospital	/tab/	طب
day	/yawm/	يوم
teacher	/mu ^c allim/	معلم
pupil	/talmi:dhi/	تلميذ
director	/mudi:r/	مدير

5. Keep a record of any new plurals you find that you need. However, use your judgement and do not waste time recording and learning the plural of nouns that you rarely use. Give priority to those plurals you need in your everyday life and your work.



Tile: Medina, mosque and tomb of the Prophet
Isnik, Turkey, c. 1660 AD

"DUMMY" SUBJECTS
There is/are, There was/were

Lesson Eight

As you have already seen, there is no equivalent in Hassaniya for the English verb "to be" (in the present tense at least). However, there is a way of conveying the idea of existence, "there is/there are" or "there was/there were" in Hassaniya. This word is:

/kha:lig/ فالحق

and can be used in statements (affirmative and negative) as well as in questions when speaking about availability or existence of something or somebody.

Note that /kha:lig/ فالحق behaves like an adjective, that is, it takes the regular feminine singular and feminine and masculine plural suffixes depending on who or what is being referred to.

Example - Affirmative Statements

There is rice in the market today.

/kha:lig ma:ru vi l-marṣa il-yawm/ فالحق مارر مي المرصدة اليوم

There is a tent in the house.

/kha:liga khayma vi d-da:r/ فالحقة فبيمة في الدار

There are a lot of men in the street.

/kha:ligi:n ya:sir min ir-rijja:l vi sh-sha:ri^c/

فالحقين ياسر من الرّجال في الشارع

There are a lot of markets in Kiffa.

/kha:liga:t ya:sir min il-marṣa:t vi ki:fa/

فالحقات ياسر من المرصات في كيفة

35

Questions:

These statements can be made into questions simply by using a rising intonation on the last words in your voice. There is no change in word order for questions with /kha:lig/.

Examples - Negative Statements

The negative "there isn't/there aren't", or in the interrogative, "isn't there?/aren't there?" is formed by placing /ma/ ما before /kha:lig/:

There isn't any rice in the market.

/ma kha:lig ma:ru vi l-marsa/ ما فالحق مارو في المرصّة

There aren't a lot of men in the street.

/ma kha:ligi:n ya:sir min ir-rijja:l vi sh-sha:ri^c/

ما فالحقين ياسر من الرجال في الشارع



Translate these sentences into Hassaniya:

1. Is there any meat today?
2. Is there a mosque on Avenue Kennedy?
3. There are many small towns in Mauritania.
4. Are there a lot of camels in the desert?
5. There are five windows in this room.
6. Is there a doctor in the house?
7. There are many embassies in Nouakchott.
8. There is no one at home now.
9. Are there two airports in Nouakchott?
10. There is a beautiful dog over there.

SIMPLE SENTENCES

Lesson Nine

You have seen earlier that phrases like "the new car" in Hassaniya translate literally as "the car the new" with both noun and adjective preceded by the definite article /il/.

However, since there is no verb "to be" in Arabic, sentences on the pattern of "The house is big" can be formed with a noun plus the definite article followed by an adjective alone, translating literally into Hassaniya as "the house big".

Examples:

The house is big.

/id-da:r ikbi:ra/

الدار الكبيرة

The car is small.

/il-wa:ta sqi:ra/

الوارة صغيرة

Note the difference in meaning between:

1. The big house...

/id-da:r l-ikbi:ra/

الدار الكبيرة

and

2. The house is big.

/id-da:r ikbi:ra/

الدار الكبيرة

Make sure that you don't say one while meaning the other. Of the two, "The house is big." is a complete sentence in itself and can stand alone, while "the big house" is not a complete sentence.

Negation:

Simple sentences like "The house is big" are easy to build since there is no verb "to be" (in the present tense) in Hassaniya. You negate such sentences with the formula shown in Lesson 4.

The house isn't big.

/id-da:r ma:hi kbi:ra/

الدار ما هي كبيرة

The book is not expensive.

/il-kita:b ma:hu wa:cir/

الكتاب ما هو واعر



- 1 a. Learn any new vocabulary in this lesson.
 - b. Read the examples aloud paying close attention to your teacher's guidance on pronunciation.
 - c. Write out the examples in Arabic in your notebook and show your efforts to your teacher.
2. Translate the following sentences into Arabic. First read out your translations aloud in class, then write them out in Arabic in your notebook.
1. The house is new.
 2. The town is large.
 3. The room is small.
 4. Meat is expensive.
 5. My office is big.
 6. The embassy is new.
 7. The woman is beautiful.
 8. My car is old.
 9. Her daughter is young.
 10. Muhammad is tall.
 11. The book is cheap.
 12. Ali is rich.
 13. The desert is hot.
 14. Today is hot.
 15. The door is open.
 16. The restaurant is shut.
 17. The shop is open.
 18. The glass is dirty.
 20. My house is near.
3. Make the sentences in #2 above negative.

Read your translations aloud in class, then write them out in Arabic in your notebook.

HAVE/HAVE GOT

Lesson Ten

The possessive suffixes (Lesson 3) also function as the equivalent to the English object pronouns "me", "you", "him", "her", etc. and these suffixes used on conjunction with the preposition /^cand/ give the equivalent in Hassaniya to the English "have" or "have got".

Examples:

I have	/ ^c and-i/	عندي
you have (m.)	/ ^c and-ak/	عندك
you have (f.)	/ ^c and-ik/	عندكِ
he has	/ ^c and-u/	عنده
she has	/ ^c and-ha/	عندھا
we have	/ ^c and-na/	عندنا
you have (pl.)	/ ^c and-kum/	عندكم
they have	/ ^c and-hum/	عندھم

Although this translates literally as "near me", "near you", etc., in Hassaniya it expresses the same idea of "possessing", "owning", or "having" as "I have ..." and "I have got..." do in English.

Note:

1. There are three forms of "you have" in Hassaniya. You must distinguish between "you have" referring to either a man, woman or a group of people.
2. There is no equivalent to English "it has". Since all nouns are either masculine or feminine you must use either "he has" or "she has" when referring to a thing depending on its gender.
3. Note that since the last letter of /^cand/ is a non-connector all the suffixes stand alone unjoined.

Negative of /^cand/

The negative is formed by placing /ma/ ٤ before /^cand/. /ma/ is invariable.


Examples:

I don't have	/ma ^c and-i/	ما عندي
you (m.) don't have	/ma ^c and-ak/	ما عندك
you (f.) don't have	/ma ^c and-ik/	ما عندكِ
he doesn't have	/ma ^c and-u/	ما عنده
she doesn't have	/ma ^c and-ha/	ما عندها
we don't have	/ma ^c and-na/	ما عندنا
you (pl.) don't have	/ma ^c and-kum/	ما عندكم
they don't have	/ma ^c and-hum/	ما عندهم

- 1 a. Learn any new vocabulary in this lesson.
 - b. Read the examples out loud paying attention to your teacher's advice on pronunciation.
 - c. Write out the examples in Arabic in your notebook and show your efforts to your teacher.
2. Read the following sentences aloud and then translate them into English. Use this exercise as writing practice when you have finished your oral practice in class. Show what you write to your teacher.

1. /^cand-i da:r isqi:ra/ عندي دار اصغيرة
2. /^cand-u wa:ta/ عنده وانه
3. /ma ^cand-ha ikta:b/ ما عندها اكتاب
4. /ma ^cand-na fadhda/ ما عندنا فضة
5. /^cand-hum khayma kbi:ra/ عندهم خيمة كبيرة
6. /^cand-ak ma ?/ عندك ما ؟
7. /^cand-ik il-muvtah/ عندك المفتاح
8. /ma ^cand-kum laham ?/ ما عندكم لحم ؟
9. /ma ^cand-i wa:ta/ ما عندي وانه
10. /^cand-kum ma:ru ?/ عندكم مارو ؟

-
-
3. Translate the following sentences into Arabic. First say them aloud in class paying attention to your teacher's corrections and advice on pronunciation, then write them out in Arabic in your notebook.
1. Do you (pl.) have any bread?
 2. The man has a new car.
 3. We have a small house.
 4. She doesn't have a book.
 5. They don't have any fish.
 6. They have a new tent.
 7. I don't have any money.
 8. We don't have a car.
 9. Do you (m.) have the time?
 10. Do you (f.) have a pen?



44

DEMONSTRATIVES

Lesson Eleven

The Hassaniya equivalents for "this", "that", "these" and "those" are:

Examples:

this (m.)	/ha:dha/	هَذَا
this (f.)	/ha:dhi/	هَذِي
these (m. & f.)	/ha:dhu/	هَذُو
that (m.)	/dha:k/	ذَاكَ
that (f.)	/dhi:k/	ذِيكَ
those (m. & f.)	/dhu:k/	ذُوكَ

Note the "dagger/alif/" in the written Arabic of "this" (m. & f.) and "these". (See the section on "dagger /alif/" in the Literacy Handbook).

Examples:

1. This is Mohammed.

/ha:dha muḥammad/

هَذَا مُحَمَّدٌ

This is Fatima.

/ha:dhi fa:timatu/

هَذِي فَاطِمَةٌ

45

This is a new book.

/ha:dha kta:b ijdi:d/

هَذَا كِتَابٌ أَجْدِيدٌ

This is a nice house.

/ha:dhi da:r zayna/

هَذِهِ دَارٌ زَيْنَةٌ

These are new houses.

/ha:dhu dya:r ijdi:da:t/

هَذِهِ دِيَارٌ أَجْدِيدَاتٌ

2. That is Ahmad.

/dha:k ahmad/

ذَلِكَ أَحْمَدٌ

That is Nafisa.

/dhi:k nafi:satu/

ذَلِكَ نَفِيسَةٌ

That is a new pen.

/dha:k glam ijdi:d/

ذَلِكَ قَلَمٌ أَجْدِيدٌ

That is an expensive car.

/dhi:k wa:ta wa:ira/

ذَلِكَ وَاتَةٌ وَاعِرَةٌ

Those are new houses.

/dhu:k dya:r ijdi:da:t/

ذَٰلِكَ دِيَارٌ أَجْدِيدَاتٌ

The other kind of sentence in which "this", "that", "these", and "those" are most commonly used is in the pattern:

This (noun) is (adjective).

This house is new.

In the Arabic for sentences on this pattern you must use /il/, "the", with the noun. Thus the sentence "This house is new" literally translates into Hassaniya as "This the house new."

Examples:

This house is new.

/ha:dhi id-da:r ijdi:da/

هذي الدار جديدة

That car is expensive.

/dhi:k il-wa:ta wa:^cira/

ذيك الوانة واعرة

These books are new.

/ha:dhu l-iktu:b ijdi:da:t/

هذو الاكتراب اجديدات

This feature often poses a problem for English speakers. Contrast these examples with those on the previous page. In both English and Arabic each version means much the same thing; you simply have a choice as to how you wish to express yourself.

- 1 a. Learn any new vocabulary in this lesson.
 - b. Read the examples aloud paying close attention to your teacher's guidance on pronunciation.
 - c. Write out the examples in Arabic in your notebook and show your efforts to your teacher.
2. Substitution Drill #1
- a. Read the model sentences.
 - b. Work out the Arabic for what is to be substituted; you may have to change two items in some sentences.
 - c. Read each sentence aloud.
 - d. Write out each new sentence in Arabic in your notebook.

Model Sentence

This is a new restaurant.

/ha:dha mat^cam ijdi:d/

هذا مطعم جديد

Substitute

1. a new house.
2. Ahmad.
3. my wife.
4. That
5. That hotel.
6. a large town.
7. That car.
8. a cheap restaurant.
9. That a big house.
10.Nafisa.
11. That the Post Office.
12. a large office.
13. That a tall man.
14. my son.
15. my daughter.

50

3. Substitution Drill #2Model Sentence

This town is large.

/ha:dhi dashra kbi:ra/

كبيره دشرة حذي

Substitute

1. old.
2. new.
3. expensive.
4. This house
5. That building
6. That shop
7. small.
8. This room small.
9. This office
10. That restaurant

PRESENT -- INTRODUCTION

Lesson Twelve

The Present Tense in Hassaniya obeys a regular and predictable pattern: each verb consists of a "stem", in many cases made up of 3 letters which conveys the meaning of the verb.

"I", "you", "he", "she", etc. are indicated by prefixes and suffixes added to the stem. These prefixes and suffixes remain absolutely constant from one verb to another.

The prefixes are added to the "stem" by one of the short vowels which we will call the "helper" vowel which remains the same within any one verb. You may hear some regional differences in Mauritania as to which short vowel is used as the "helper" vowel in some verbs, and you may find that the short vowels used in examples in this book are not always what you will hear in different parts of the country. In the early stages of learning Hassaniya, follow your teacher's pronunciation and advice. When you are on your own, keep your ears open and imitate what you hear used most often around you.

Here are three common verbs written in all the "persons":

Examples: "write"

I write	/niktub/	نكتب
you write (n.)	/tiktub/	تكتب
you write (f.)	/tiktubi/	تكتبي
he writes	/yiktub/	يكتب
she writes	/tiktub/	تكتب
we write	/niktubu/	نكتبو
you write (pl.)	/tiktubu/	تكتبو
they write	/yiktubu/	يكتبو

50

Examples: "know"

I know	/na ^c raf/	نعرف
you know (m.)	/ta ^c raf/	تعرف
you know (f.)	/ta ^c rafi/	تعرفي
he knows	/ya ^c raf/	يعرف
she knows	/ta ^c raf/	تعرف
we know	na ^c rafu/	نعرفو
you know (pl.)	/ta ^c rafu/	تعرفو
they know	ya ^c rafu/	يعرفو

"speak"

I speak	nitkallam/	نتكلم
you speak (m.)	titkallan/	تتكلم
you speak (f.)	'titkallami/	تتكلمي
he speaks	yitkallam,	يتكلم
she speaks	,titkallam,	تتكلم
we speak	nitkallamu /	نتكلمو
you speak (pl.)	titkallamu /	تتكلمو
they speak	yitkallamu	يتكلمو

As you can see, the prefixes and suffixes are quite regular:

	verb stem
I	n _____
you (m.)	t _____
you (f.)	t _____ i
he	y _____
she	t _____
we	n _____ u
you (pl.)	t _____ u
they	y _____ u

The only possible source of confusion may be that you (m.) and she are the same in pronunciation and writing. However, context will always tell you whether a man is being addressed or a woman spoken about.



If the last letter of the verb stem is an /i/ represented by the letter /ya:/ ي, these changes occur:

Example:

I go	/nimshi/	نمشي
you go (m.)	/timshi/	نمشي
you go (f.)	/timshi/	نمشي
he goes	/yimshi/	يمشي
she goes	/timshi/	نمشي
we go	/nimshu/	نمشو
you go (pl.)	/timshu/	نمشو
they go	/yimshu/	يمشوا

Note what has happened:

1. you (f.) - Since the verb "stem" ends in /i/, there is no need to add the /i/ that usually distinguishes you (f.) from you (m.). This means that now you (m.), you (f.), and she are all identical in form and pronunciation. Context will tell you which is intended.
2. plurals - For all the plurals we, you, and they, the final /i/ is dropped and the /u/ which is the plural suffix marker is added directly to the second letter of the "stem" - in this case, the /shi:n/ ش .

These are not random changes. All verbs with /i/ as the last letter of the "stem" behave like this model.

- 1 a. Learn any new vocabulary in this lesson.
 - b. Read the examples aloud paying close attention to your teacher's guidance on pronunciation.
 - c. Write out the examples in Arabic in your notebook and show your efforts to your teacher.
2. Learn as many of these new verbs which behave like the examples in this lesson.

We have introduced each new verb in the "he" form - remember that the "helper" vowel connecting the prefixes to the first letter of the verb stem is constant within any one verb, so once you know the "helper" vowel for one person, you can predict the other persons accurately.

- a. Verbs that behave like /yiktub/, /ya^craf/ and /yitkallam/:

he finds	/yijbar/	يَجِبِر
he rides	/yirkab/	يَرْكَب
he enters	/yidkhal/	يَدْخُل
he closes	/yigval/	يَقْفَل
he sits	/yig ^c ad/	يَقْعَد
he drinks	/yishrub/	يَشْرَب
he hears	/yisma ^c /	يَسْمَع
he returns	/yirja ^c /	يَرْجِع
he opens	/yiftah/	يَفْتَح
he hits	/yibut/	يَبِط

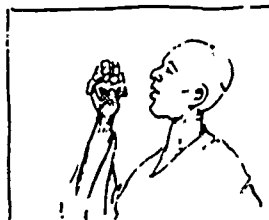
he lives	/yiskun/	يسكن
he takes	/yigbadh/	يقبض
he listens	/yissannat/	يسنت
he works	/yishtaghal/	يستغل

b. Verbs that behave like /yimshi/:

he buys	/yishri/	يشري
he wants	/yibqi/	يبغي
he smokes	/yikmi/	يكفي

3. For further practice write out verb tables like the examples in this lesson, for all the persons of these verbs.

Keep a section of your notebooks for verbs and sample verb tables.



INTERROGATIVES

Lesson Thirteen

Generally, asking questions in Hassaniya is indicated by tone of voice and "rising intonation" -- you show you are asking questions by raising your voice at the end of the sentence. In written Arabic, unless the question is introduced by a question word, the only difference between a statement and a question is the question mark.

Here is a review of words that can be used to introduce questions in Hassaniya:

1. "Is it so?" /ya:k ?/ يا

2. "What?"

The Hassaniya for "what?" varies slightly in form depending on whether a man, a woman, or a group is being addressed or referred to:

"What?" (m.) /shinhu ?/ شينو

"What?" (f.) /shinhi ?/ شيني

"What?" (pl.) /shinhum ?/ شينو

3. "Who?" "Which?"

The Hassaniya for "who?" varies slightly in form depending on whether a man, a woman, or a group is being addressed or referred to:

"Who?" (m.) /minhu ?/ مينو

"Who?" (f.) /minhi ?/ ميني

"Who?" (pl.) /minhum ?/ مينو

56

4. "How much?" (money -- price)
 "How much?" /ba:sh ?/ باش
5. "Where?"
 "Where?" /mnayn ?/ مین
6. "How much?", "How many?"
 How much/many? /kam ?/ کم
 How many do you have...? /kam ^cand-ak min... ?/... کم عندک من
7. "Why?"
 "Why?" /^cala:sh ?/ علیش
8. "When?"
 "When?" /aynta ?/ اینتا
9. "How long ...?"
 The question "How long have you been...?" is formed in Hassaniya by /kam/ + /l/ or /il/ + relevant suffix pronoun.
- "How long have you (m.) been...?" /kam l-ak... ?/ کم لک ... ؟
 "How long have you (f.) been...?" /kam l-ik... ?/ کم لیک ... ؟
 "How long has he been...?" /kam l-u... ?/ کم له ... ؟
 "How long has she been...?" /kam il-ha... ?/ کم الهها ... ؟

"How long have we been...?"	/kam in-r̄a... ?/	كم أنا ... ؟
"How long have you (pl.) been...?"	/kam il-kum... ?/	كم الـكم ... ؟
"How long have they been...?"	/kam il-hum.. ?/	كم الـهم ... ؟

The answer "I've been...", "he's been...", "we've been..." etc. is expressed by /l/ or /il/ + the relevant suffix pronouns.

I have been in Nouakchott for a month.

/l-i shahr vi nu:akshu:t/

لي شهر في نواكشوط

We've been working for two hours.

/nihna nishtaghalu sa:^catayn/

نحن نستغل ساعتين

10. "Which?"

"Which?"

/aynta/

اينتا

11. "Did/Do/Does" (Interrogative Word)

"Did/Do/Does"

/mahalla/

محلّي

-
- 1 a. Make sure you know all the interrogatives in this lesson.
 - b. Write out the vocabulary from this lesson in Arabic for revision in your notebook.
2. Since this is primarily a revision lesson, all the exercises will be translation from English into Arabic.

Translate the following sentences into Arabic.

- a. Read your translations aloud in Arabic, and then write them out in your notebook.
- b. For further practice vary the vocabulary where sense allows.
 1. What's your name? (to a man)
 2. What's your job? (to a woman)
 3. How many children do you (f.) have?
 4. How much is this?
 5. How much is a kilo?
 6. What are these?
 7. When do you get up every day? (to a man or a woman)
 8. How much is a kilo of meat?
 9. Where do you live? (to a man or a woman)
 10. Why don't you (m.) sit down?
 11. When is he coming?
 12. What does she want?
 13. How long have you (f.) lived in Mauritania?
 14. Who is she?
 15. Which one do we want?

16. Who are they?
17. What's the news?
18. Why are you doing that?
19. How many brothers/sisters do you (m.) have?
20. Where are you (f.) going?
21. When are you (m.) going to America?
22. Where are they?
23. Who is he?
24. What's the time?
25. Why don't you (f.) come with me?

2. Substitution Drill

- a. Read the model sentence.
- b. Work out the Arabic to be substituted.
- c. Read out the new sentences to your teacher.
- d. Write out the new sentences in Arabic in your notebook.

Since this is a question and answer drill, provide an answer to each question from the alternatives on the next page, or provide your own.

Model Sentence

Q. How long have you (f.) been working in Mauritania?

/kam l-ik tishtaghali vi mu:ri:ta:niya ?/

كم لك تشتغلي في موريتانية ؟

Substitute

1. you (m.)
 2. they been living
 3. he been living
 4. she
 5. learning French?
 6. they
 7. you (m.) been living
 8. you (f.) been living
 9. they been speaking Arabic?
 10. in the hospital?
-
- | | | |
|----|---------------|----------------------|
| A. | 1. a year | 6. a week |
| | 2. two years | 7. two weeks |
| | 3. six months | 8. a year and a half |
| | 4. a month | 9. a long time |
| | 5. two months | 10. a very long time |

PRESENT TENSE - VARIATIONS

Lesson Fourteen

Although the patterns shown in Lesson 12 will apply to the vast majority of verbs you will have to use, there are two features you must be aware of from the outset in learning Hassaniya: 1) a very few common verbs have an alternative prefix for the /y/ indicating "he" and "they"; 2) these same verbs usually dispense with a "helper" vowel to join the prefixes to the first letter of the verb stem.

Example:

I see	/nshu:v/	نشوف
you see (m.)	/tshu:v/	تَشْرِف
you see (f.)	/tshu:vi/	تَشْرِفِي
he sees	/ishu:v/	اشوف
she sees	/tshu:v/	تَشْرِف
we see	/nshu:vu/	نشوفو
you see (pl.)	/tshu:vu/	تَشْرِفُو
they see	/ishu.vu/	اشوفو

These are not random changes. They occur in verbs with a long vowel, either /wa:w/ و or /ya:'/ ي as in the middle letter of a 3-letter verb stem.

Examples: "say"

I say	/ngu:l/	نقول
you say (m.)	/tgu:l/	تقول
you say (f.)	/tgu:li/	تقولين
he says	/igu:l/	يقول
she says	/tgu:l/	تقول
we say	/ngu:lu/	نقولو
you say (pl.)	/tgu:lu/	تقولو
they say	/igu:lu/	يقولو

"sell"

I sell	/nbi: ^c /	بيع
you sell (m.)	/tbi: ^c /	تبيع
you sell (f.)	/tbi: ^c i/	تبيعين
he sells	/ibi: ^c /	يبع
she sells	/tbi: ^c /	تبيع
we sell	/abi: ^c u/	بيعوا
you sell (pl.)	/tbi: ^c u/	تبيعوا
they sell	/ibi: ^c u/	يبعوا

Note that apart from the "he" and "they" forms and the lack of a "helper" vowel, all the other prefixes and suffixes are identical to the models in Lesson 12. This feature also applies to those very few verbs that have only 2 letter stems.

Example:

I pour	/n <u>sub</u> b/	نصب
you pour (m.)	/t <u>sub</u> b/	تصب
you pour (f.)	/t <u>sub</u> bi/	تصبي
he pours	/i <u>sub</u> b/	اصب
she pours	/t <u>sub</u> b/	نصب
we pour	/n <u>sub</u> bu/	نصبو
you pour (pl.)	/t <u>sub</u> bu/	تصبو
they pour	/i <u>sub</u> bu/	اصبو

Pay special attention to the kind of verbs discussed in this lesson. They are not irregular verbs since all verbs showing these features will behave in the same way. So always be careful of these verbs: 1) verbs with /wa:w/ و or /ya:'/ ي as the middle letter of a 3-letter stem and 2) verbs that have only 2-letter stems.

- 1 a. Learn any new vocabulary in this lesson.
 - b. Read the examples aloud paying close attention to your teacher's guidance on pronunciation.
 - c. Write out the examples in Arabic in your notebook and show your efforts to your teachers.
2. Learn as many of these new verbs as you can which behave like the examples in this lesson. Remember:
 - i. They do not have a "helper" vowel connecting the prefixes to the first letter of the verb stem.
 - ii. They have the alternate prefix /i/ instead of /y/ in pronunciation to indicate "he" and "they". The prefixes indicating the other persons remain unchanged.

We introduce each new verb in both the "I" form and the "he" form to reinforce this feature.

I get up	/ngu:m/	نقوم
he gets up	/igu:m/	اقوم
I visit	/nzu:r/	نزور
he visits	/izu:r/	ازور
I go (to)	/ngi:s/	نقيس
he goes (to)	/igi:s/	اقيس
I put	/ndi:r/	ندير
he puts	/idi:r/	ادير
I wait	/nhani/	نهني
he waits	/ihani/	اهني
I increase	/nzi:d/	نزيد
he increases	/izi:d/	ازيد

Verbs with a doubled middle letter of the verb stem behave in the same way as the examples in this lesson.

I let	/nkhalli/	نخّلي
he lets	/ikhalli/	اخّلي
I ask	/nsawwal/	نستّول
he asks	/isawwal/	استّول
I do	/n ^c addal/	نعدّال
he does	/i ^c addal/	اعدّال
I look at	/nkharras/	نخرّس
he looks at	/ikharras/	اخّرس
I look for	/nlawwad/	نلوّد
he looks for	/ilawwad/	الوّد
I pay	/nkhallas/	نخّلس
he pays	/ikhallas/	اخّلس

3. For further practice write out verb tables like those in this lesson for all the persons of the verb.

Keep a section of your notebook for verbs and sample verb tables.

Make sure you learn these verbs and their variations from the examples in Lesson 12.

PRESENT TENSE - CONTINUED

Lesson Fifteen

Three important verbs to pay special attention to are the following:

Example: "want"

I want	/ndu:r/	ندور
you want (m.)	/iddu:r/	اڏور
you want (f.)	/iddu:ri/	اڏوري
he wants	/idu:r/	اڏور
she wants	/iddu:r/	اڏور
we want	/ndu:ru/	ندورو
you want (pl.)	/iddu:ru/	اڏورو
they want	/idu:ru/	اڏورو

Note that the /t/ ت prefix indicating "you" (m.), "you" (f.) and "you" (pl.) is assimilated to the /d/ of the verb with an "upbeat" added at the beginning for more facility in pronunciation.

The /y/ of "he" and "they" is replaced by /i/.


67

Pay special attention to this very common verb and learn it by heart:

Examples: "can"

I can	/ngidd/	نَقَدُ
you can (m.)	/tgidd/	تَقَدُ
you can (f.)	/tgiddi/	تَقَدِي
he can	/igidd/	اَقَدُ
she can	/tgidd/	تَقَدُ
we can	/ngiddu/	نَقَدُو
you can (pl.)	/tgiddu/	تَقَدُو
they can	/igiddu/	اَقَدُو

Note that in this verb the final letter of the "stem" is doubled if followed by a vowel.




Plaited Kufic ornamentation
"God gathers mankind for the Day of Judgment"

Pay special attention to this very useful verb and learn it by heart:

Examples: "come"

I come	/nji/	نبي
you come (m.)	/tji/	تبي
you come (f.)	/tji/	تبي
he comes	/iji/	ابي
she comes	/tji/	تبي
we come	/nju/	نبو
you come (pl.)	/tju/	تبو
they come	/iju/	ابو

Note that this is a two-letter verb "stem" with /ya:/  as the last letter, so the changes outlined in Lesson 14 apply.

Take special care in learning these verbs.

1. There is no "infinitive" per se in Hassaniya. Therefore the sentence "I want to go" is rendered in this way:

Examples:

I want to go.

'ndu:r nimshi/

ندور نيمشي

(which translated literally means "I want I go".)

He wants to see Ahmad.

/idu:r ishu:v ahmad/

ادور ايشوف احمد

(literally "he wants he sees Ahmad".)

2. The negative of Present Tense verbs is formed by putting /ma/ before the verb.

Example:

I don't want to go.

/ma ndu:r nimshi/

ما ندور نيمشي

She doesn't want to come.

/ma iddu:r tji/

ما ايدور تبي

We don't want to go.

/ma ndu:ru nimshu/

ما ندورو نيمشو

- 1 a. Learn any new vocabulary in this lesson.
 - b. Read the examples aloud in class paying careful attention to your teacher's guidance on pronunciation.
 - c. Write out the examples in Arabic in your notebook and show your efforts to your teacher.
2. Now that you have seen the different forms that the Present Tense may take, we want you to practice using them all in a variety of exercises.

Translation and Multiple Substitution Exercises

Make as many sentences as you can by translating this multiple substitution drill:

		you (m. & f.)			
Q.	What	do			
	do	does			
	Where		you (p.)	want to	do ?
			they		go

			the cinema
A.	I	want to go to	the market
	He She		the office
	We		the sea
	They		the desert
			the clinic

For writing and comprehension write out the translation of this question and answer pattern. If you want to extend this exercise you can substitute other places in the answer.

Use this exercise as a model for building up your multiple substitution question and answer drills using other vocabulary.

3. Substitution Drill

- a. Read the model sentence.
- b. Work out the Arabic to be substituted.
- c. Write out the new sentences in Arabic.
- d. Read the new sentences aloud.

Model Sentence

I want to see Ahmad.

ndu:r nshu:v ahmad.

ندور نشوف احمد

Substitute

1. She
2. They
3. He doesn't ...
4. Do you (f.) ?
5.the house.
6. .. at ten o'clock.
7. ... the city.
8. I don't
9. Does he ...
10. Do you (p) ... ?

4. Sentences for Reading and Repetition

Read these sentences aloud paying careful attention to your pronunciation.

1. What do you (f.) want to do?
/ash iddu:ri t^caddali ?/ اش اَدْرِي تَعَدِّلِي ؟
2. Who do you (m.) want to see?
/minhu iddu:r tshu:v ?/ مَن هُوَ اَدْرِي تَشُوف ؟
3. I don't want to go.
/ma ndu:r nimshi/ ما نَدْرِي نَمَشِي
4. Why doesn't he want to go?
/ala:sh ma idu:r yimshi ?/ عَلَيَسَ مَا اَدْرِي يَمَشِي ؟
5. Do you (m.) speak English?
/titkallam ingli:zia ?/ تَتَلَّامُ اِنْغَلِيزِيَّةَ ؟
6. Do you (f.) speak Arabic?
/titkallami ^carabi ?/ تَتَلَّامِي عَرَبِي ؟
7. When does he want to come?
/aynta idu:r iji?/ اَيْنَا اَدْرِي اِيْجِي ؟
8. Why do they want to do that?
/ala:sh idu:ru i^caddalu ha:dha ?/ عَلَيَسَ اَدْرُو اَعَدُّوْا هَذَا ؟
9. What do you (f.) want to say?
/ash iddu:ri tgu:li ?/ اش اَدْرِي تَقُولِي ؟
10. We want to see the house.
/ndu:ru nshu:vu d-da:r/ نَدْرُو نَشُوفُو الدَّار

Write out these sentences using different persons of the verb where the sense allows.

Use vocabulary from previous lessons.

Read all your own sentences out loud.

Listen for these verbs in other people's speech.

5. Translate these sentences into Arabic.

Read your translations out loud paying careful attention to your pronunciation and then write them out in Arabic in your notebooks.

1. Does he want to come?
2. Who does she want to see?
3. When are you (f.) coming?
4. I don't want to go.
5. When do you (m.) get up in the morning?
6. I want to visit Atar.
7. Where do you (f.) work?
8. What do you (m.) want to drink?
9. Do you (m.) smoke?
10. What does she want to buy?
11. Where do you (pl.) want to sit?
12. I don't smoke.
13. What do you (f.) want to eat?
14. Where do they want to go?
15. He doesn't want to go.
16. When is he coming?
17. What do you (f.) want to buy?
18. Do you (m.) know Muhammad?
19. He doesn't speak English.
20. Where do you (m.) work?
21. I want to ask a question.
22. When can I see Muhammad?
23. Where can I find ?
24. I don't want that
25. We want to go to the sea.

IMPERATIVES

Lesson Sixteen

The imperative (or "command" form) in Hassaniya is formed in the following ways:

1. When addressing any individual or group, simply put /i/ as an upbeat in front of the first letter of the verb "stem".
2. When addressing a woman, /i:/ is also added after the last letter of the verb stem
3. When addressing a group of men or women, /u/ is added instead of 'i:' after the last letter of the verb stem.

Examples:

	addressing a man	addressing a woman	addressing a group
work!	/ishtaghal/ اشتغل	/ishtaghli/ اشتغلي	/ishtaghlu/ اشتغلو
write!	/iktub/ اكتب	/iktubi اكتبي	/iktubu/ اكتبو
buy.	ishri اشري	ishri' اشري'	/ishru اشرو
listen!	issant اسنت	issanti' اسنتي'	/issantu اسنتو
speak!	itkallam اتكلم	/itkallam' اتكلمي'	/itkallamu/ اتكلمو

75

There is a special form of the imperative for "come!" It is not related to the verb you have learned meaning "to come".

come! (m. & f.) /wahay/

وَعَايَ

come! (to a group) /wahu/

وَعُو

Note that this form is only used as a command. "Come here!" is:

/wahay ila:h/

وَعَايَ إِلَاهَ

Negative Imperative:

The negative of the imperative - i.e. "Don't go", "Don't speak" is formed in Hassaniya by putting the negative particle /la/ in front of the second person singular or plural (masculine or feminine where relevant) of the verb:


Examples:

Don't go!
(to a man) /la timshi/

لا تمشي!

Don't open the door!
(to a woman) /la tuvtahi il-ba:b/

لا تفتحي الباب!



Squared design: *Al-hamdu l-illahi*: "Praise to God"
Turkish minaret, 16th century AD

- 1 a. Learn any new vocabulary in this lesson.
- b. Read the examples aloud in class paying attention to your teacher's guidance on pronunciation.
- c. Write out the examples in Arabic in your notebook and show your teacher your efforts.

2. Translate the following commands into Arabic, and then make them negative.

Remember that there is a slightly different form of the command for addressing a man, a woman and groups.

1. Buy some meat! (to a man)
2. Come in! (to a group)
3. Come here! (to a man)
4. Open the door! (to a man)
5. Take it! (to a man)
6. Enter! (to a woman)
7. Speak to me! (to a man)
8. Get in the car! (to a group)
9. Listen to me! (to a woman)
10. Stay there! (to a group)

NOUNS PLUS ADJECTIVES

Lesson Seventeen

Adjectives are placed after the noun in Hassaniya. Thus a phrase like "a big house" literally translated from Hassaniya would be "a house-big".

1. Indefinite:

Masculine nouns take the masculine form of the adjective:

Examples:

a large room

/bayt ikbi:r/

بيت كبير

a new book

/ikta:b ijdi:d/

كتاب جديد

Feminine nouns take the feminine form of the adjective:

Examples:

a big town

/dashra ikbi:ra/

دشرة كبيرة

a young girl

/mint isqi:ra/

فتى صغيرة

a new house

da:r ijdi:da/

دار جديدة

2. Definite:

If the noun has the definite article "the", /il/, the adjective following it must also be prefixed by /il/. Thus the phrase "the big house" literally translated into Hassaniya would be "the house the big".

Examples:

the large room	/il-bayt il-ikbi:r/	البيت الكبير
the new book	/l-ikta:b l-ijdi:d/	الكتاب الجديد
the big town	/id-dashra l-ikbi:ra/	الدمرة الكبيرة
the new house	/id-da:r l-ijdi:da/	الدار الجديدة

Notes:

1. The rules for joining the definite article /il/ to adjectives are identical to those for nouns.
2. Some nouns not ending in /ta:' marbu:t a/ are feminine. These nouns take the feminine endings with a following adjective.

Examples:

the new house	/id-da:r l-ijdi:da/	الدار الجديدة
the old woman	/il-mara: il-kahla/	المرأة الكهلة

- 1 a. Learn any new vocabulary in this lesson.
- b. Read the examples aloud paying careful attention to your teacher's guidance in pronunciation.
- c. Write out the exercises in Arabic, and then show your efforts to your teacher.


2. Translation

Translate the following phrases into Arabic.

First say them aloud paying attention to your pronunciation, then write them out in Arabic in your copy book paying careful attention to spelling. Show your efforts to your teacher. If you have made any mistakes, make sure you understand what is wrong before going on.

1. a small room
2. an expensive house
3. a clever merchant
4. an old car
5. a young girl
6. a tall man
7. a beautiful woman
8. a poor man
9. a large tent
10. an old road

-
-
11. a cheap book
 12. a small table
 13. a big camel
 14. a new shirt
 15. a rich man
3. Make your translations of the phrases in #2 above definite and show the results to your teacher.



"Three things strengthen a nation's defences:
gentleness, justice, and generosity"

PREPOSITIONS

Lesson Eighteen

The following is a review of important prepositions:

1. before (2)	/sa:big/ /gbal/	سابق قبل
2. after (3)	/ ^c a:big/ /ba ^c ad/ /ura/	عقب بعد ورا
3. to....from	/min....ila/	من الى
4. above, upstairs, on	/fawg/	فوق
5. under, downstairs, below	/taht/	تحت
6. in	/vi/	في
7. in, to, towards	/shu:r/	شور
8. on	/ ^c ala/	على

9. with	/ma ^c a:/	معا
10. for, to	/li/	لِ
11. at, near (2)	/ ^c and/ /h _u dha/	عند هنا
12. behind	/ura/	أُورَا
13. near (to)	/grayyib min/	قَرِيبَ مِنْ
14. far (from)	/ba ^c i:d min/	بَعِيدَ مِنْ
15. in front of	/gudda:m/	قَدَامَ
16. between	/bayn/	بَيْنَ
17. about, concerning	/ ^c an/	عَنِ

- 1 a. Learn any new vocabulary in this lesson.
- b. Read the examples aloud paying careful attention to your teacher's guidance on pronunciation.
- c. Write out the examples in Arabic in your notebook and show your efforts to your teacher.

2. Translation and Substitution Drill

- a. Read the model sentence aloud.
- b. Work out the Arabic of what has to be substituted.
- c. Read the new sentence aloud.
- d. Write out each new sentence in Arabic in your notebook.

Model Sentence

1. I came before him.
/ana jayt sa:big-u/

انا جيت سابقه

Substitute

- | | |
|------|----------|
| She | her. |
| We | them. |
| They | us. |
| He | you (f.) |

2. They came after us.
/jaw ^ca:gb-na/

هو يا قبلنا

Substitute

- | | |
|-----|----------|
| I | you (m.) |
| She | me |
| He | them. |
| We | you (f.) |

3. I walked from my house to the office.

/mashayt min da:r-i ila-l-maktab/

مشيت من داري الى المكتب

Substitute

her	mosque
his	ministry
our	clinic
their	sea

4. He's going to Dakar.

/huwa ma:shi shu:r daka:r/

هو ماشي شهر دكار

Substitute

I'm	America.
They're	Atar.
She's	Nouadhibou
He's	Rosso.

5. Is the Post Office far from here?

/ba:k/
/mahalla^{il}-bu:sta ba^ci:d min hu:n ?/

محلل باك البوصلة بعيد

Substitute

ministry	the office?
hospital	
market	the sea?
sea	Nouakchott?
embassy	
bank	the P.C. office?

من هون ؟

3. Translation

Translate the following sentences into Arabic:

1. Before Peace Corps I studied at the university.
2. After the summer I worked in an office.
3. The restaurant is open from one to five o'clock.
4. He's upstairs, on the roof.
5. It's under the table.
6. The president has two houses in Rosso.
7. Peace be upon you.
8. The child is next to his mother.
9. I want to talk with him.
10. My girlfriend and her friend want to go with me.
11. The old dog's at Ahmad's.
12. The shop is near the mosque, to the left.
13. His speech is about independence.
14. The Iraqi bank is in front of the school.
15. The Moroccan restaurant is between the shop and the office.

For further practice make up substitution drills from these sentences using the examples in #2 above as models.

THE GENITIVE

Lesson Nineteen

In Hassaniya phrases corresponding to the English "the door of the house" have the form of

noun + article + noun

(the door of the house)

/ba:b id-da:r/

باب الدار

Where the possessor is a person, the article is omitted. Thus a phrase like "Mohammed's house" becomes

/da:r muhammad/

دار محمد

(house Mohammed)

In Hassaniya the "thing possessed" always precedes the "possessor". There is no equivalent to the English "___'s" to express possession.

If the first noun (that is, "the thing possessed") is feminine and ends in a /ta:' marbu:ta/, it is "opened" in pronunciation and pronounced as a /ta:'. This is only a pronunciation feature and in written Arabic the /ta:' marbu:ta/ will always appear as a /ta:' marbu:ta/. The transliteration, however, indicates this "opening".

Example:

/wa:tat muhammad/

وارة محمد

(Muhammed's car)

/wiza:rat is-sihha/

وزاره الصحة

(The Ministry of Health)

- 1 a. Learn any new vocabulary in this lesson.
 - b. Read the examples aloud paying careful attention to your teacher's guidance on pronunciation.
 - c. Write out the examples in Arabic in your notebooks and show your efforts to your teacher.
2. First read the Arabic sentences aloud, then translate them into English. Use this exercise as writing practice.

1. /zawjat muḥammad/

زوجة محمد

2. /sa:hib^c ali/

صاحب علي

3. /sa:hibat fa:tīmatu/

صاحبة فاطمة

4. /wa:tat aḥmad/

وانة احمد

5. /ism zawj-ha/

اسم زوجها

6. /da:r sa:hib-i/

دار صاحبي

7. /ism zawjat-ak/

اسم زوجتك

8. /wiza:rat it-ta^cli:m/

وزارة التعليم

9. /^ca:simat wilaya:t mutahida/

عاصمة ولايات متحدة

10. /da:r yusuf/

دار يوسف

11. /muvta:h il-wa:ta/

مفتاح الوانة

12. /khaymat ab-i/

خيمة ابي

LESSON NINETEEN

THE GENETIVE
Exercises

13. /bi:ba:n id-da:r/

بيبان الدار

14. /muvta:h il-buti:g/

مفتاح البوتيق

15. /maktab ish-shari:ka/

مكتب الشركة

3. This same genitive construction is used in men's names consisting of the noun /^cabd/ عبد "servant", followed by one of the 99 names of God.

e.g.

Abdallah /^cabd alla:h/

عبد الله

(lit. "servant of God")

Abd il-Qadir /^cabd il-qa:dir/

عبد القادر

(lit. "servant of the Omnipotent One")

Abd ir-rahman /^cabd ir-rahma:n/

عبد الرحمن

(lit. "servant of the Compassionate One")

Find out as many names of this type as you can and keep a record of them.

4. This genitive construction is also used in forming the names of ministries. Find out the names of the ministries listed below, and learn those that you find you need to know especially in connection with your work.

Ministry of Health /wiza:rat is-sihha/ وزارة الصحة

Ministry of Education /wiza:rat it-ta^cli:m/ وزارة التعليم

Ministry of Agriculture /wiza:rat iz-zira:^ca/ وزارة الزراعة

Ministry of the Interior

Ministry of Foreign Affairs

Ministry of Defense

Ministry of Justice

Ministry of Finance

Ministry of Information

Ministry of Communications



VERBS + SUFFIX PRONOUNS
(Direct Object)

Lesson Twenty

You have already seen that the suffix pronouns, besides indicating possession, can also cover the equivalent of the English "me", "you", "him", "her", etc., which we have called the object pronouns. You saw the suffixed pronouns used in this sense with /^cand/ to give the equivalent in Hassaniya of "have/have got".

These suffix pronouns can also be used with verbs as object pronouns to give us sentences like "I know him", "they know me", etc.

Except for the fact that with verbs "me" changes from /-i/ to /-ni/, all the other suffixes are the same as you have already learned.

Examples:

They know <u>me</u> .	/ya ^c rafu-ni/	يعرفونني
She knows <u>you</u> . (m.)	/ta ^c raf-ak/	تعرفك
He knows <u>you</u> . (f.)	/ya ^c raf-ik/	يعرفكِ
I know <u>him</u> .	/na ^c raf-u/	تعرفه
They know <u>her</u> .	/ya ^c rafu-ha/	يعرفونها
She knows <u>us</u> .	/ta ^c raf-na/	تعرفنا
They know <u>you</u> . (pl.)	/ya ^c rafu-kum/	يعرفوكم
I know <u>them</u> .	/na ^c raf-hum/	تعرفهم

Only a few common verbs take the direct object in this way, e.g. "to know", "to give", "to close", "to open", "to speak", etc. Discuss with your teacher which other verbs take the direct object.

Don't forget that in sentences like "I want you (m.) to come", since there is no infinitive, the second verb must agree with the suffix pronoun.

Examples:

I want you (m.) to come.

/ndu:r-ak tji/

ندورک تجی

He wants me to go.

/idu:r-ni nimshi/

ادورنی نیشی

Further Use of Suffixes:

The suffix pronouns used to denote "me", "you", "his", "her", etc. can also be used with prepositions. The preposition you will probably use most frequently with the suffix pronouns is /ma^ca:/ معا "with".

Examples:

with me

/ma^ca:-ya/

معایا

with you (m.)

/ma^ca:-k/

معاک

with you (f.)

/ma^ca:-k/

معاک

with him

/ma^ca:-h/

معاہ

with her

/ma^ca:-ha/

معاہا

with us

/ma^ca:-na/

معانا

with you (pl.)

/ma^ca:-kum/

معاکم

with them

/ma^ca:-hum/

معاہم

Another preposition, /bi/ ب , (an alternative for "in") when used together with the suffix pronouns gives the equivalent to "because" in Hassaniya:

Examples:

because I	/bi:-ya/	بـيا
because you (m.)	/bi:-k/	بـيك
because you (f.)	/bi:-k/	بـيك
because he	/bi:-h/	بـيه
because she	/bi:-ha/	بـيها
because we	/bi:-na/	بـينا
because you (pl.)	/bi:-kum/	بـيكم
because they	/bi:-hum/	بـيهم



The Hassaniya equivalent for "to" or "for me" is /l/ ج or /il/ ال plus the relevant suffix pronoun.

Examples:

to me	/l-i/	لي
to you (m.)	/l-ak/	لك
to you (f.)	/l-ik/	لكِ
to him	/l-u/	له
to her	/la-ha/	لها
to us	/il-na/	لنا
to you (pl.)	/il-kum/	لكم
to them	/il-hum/	لهم

Pay attention to the variations in this example.

- 1 a. Learn any new vocabulary in this lesson.
 - b. Read the examples aloud in class paying careful attention to your teacher's guidance and pronunciation.
 - c. Write out the examples in Arabic in your notebook and show your efforts to your teacher.
2. Substitution Drill
 - a. Read the model sentence.
 - b. Write out the Arabic of what is to be substituted.
 - c. Read the new sentences aloud and then write them out in Arabic.

Model Sentence

Ahmad knows her.

/ahmad ya^craf-ha/

أحمد يعرفها

Substitute

1. him.
2. them.
3. Fatima
4. I
5. She me.
6. The directors her.
7. We don't them.
8. The tailors don't her.
9. Youssouf doesn't you (f.).
10. Does she me?

3. Reading and Repetition Drill

- a. Read these sentences aloud.
b. Write them out in Arabic in your notebook.

1. I want you (m.) to visit me.

/ndu:r-ak tzu:r-ni/

ندورک تزورني

2. She wants me to go with her.

/iddu:r-ni nimshi ma^ca:-ha/

ادورني نمشي معاها

3. He wants to visit you (f.)

/idu:r izu:r-ik/

ادور ازورک

4. He wants me to go with him.

/idu:r-ni nimshi ma^ca:-h/

ادورني نمشي معاه

5. I want you (f.) to come with me.

/ndu:r-ik tji ma^ca:-ya/

ندورک تبجي معايا

Write out these sentences using different persons of the verb and different suffix pronouns where sense allows.

4. Substitution Drill

- a. Read the model sentence.
- b. Work out the Arabic of what is to be substituted.
- c. Read the new sentences aloud.
- d. Write the new sentences out in Arabic in your notebook.

Model Sentence

He is coming because he wants to see you (m.).

/iji bi:-h idu:r ishu:v-ak/

أبي بيّه إيدور اشرفك

Remember when you change the subject of the verb you must also change the suffix pronoun following /bi:/ "because". The subject of the second verb must also be changed. In this drill the "you" (m.) will remain constant.

Substitute

1. She
2. They
3. We
4. I
5. You ...
6. He ...
7. You ...

THE FUTURE
Lesson Twenty-One

The future is indicated in Hassaniya by placing the invariable word

/la:hi/ لا هي

in front of the verb. It corresponds in use exactly to "shall" or "will" in English.

Examples:

I'll go	/la:hi nimshi/	لا هي نمشي
you'll go (m.)	/la:hi timshi/	لا هي تمشي
you'll go (f.)	/la:hi timshi/	لا هي تمشي
he'll go	/la:hi yimshi/	لا هي يمشي
she'll go	/la:hi timshi/	لا هي تمشي
we'll go	/la:hi nimshu/	لا هي نمشرو
you'll go (pl.)	/la:hi timshu/	لا هي تمشرو
they'll go	/la:hi yimshu/	لا هي يمشرو

Unlike the present tense, the future is made negative by using /ma:ni/, /ma:nak/, /ma:nik/, etc.

Examples:

I won't go /ma:ni la:hi nimshi/

عاني لا هي نيمشي

he won't go /ma:hu la:hi yimshi/

عاهو لا هي ييمشي


we won't go /ma:na la:hi nimshu/

مانا لا هي نيمشو

they won't go /ma:hum la:hi yimshu/

عاهم لا هي ييمشو

Remember that in Arabic statements about the future are generally accompanied by the expression /in sha'alla:h/, ("if God wills it...").



The name *Muhammad* is repeated in this design

- 1 a. Learn any new vocabulary in this lesson.
- b. Read the examples aloud in class paying careful attention to your teacher's guidance on pronunciation.
- c. Write out the examples in Arabic in your notebooks and show your efforts to your teacher.

2. Reading and Repetition Drill

Read each sentence aloud paying attention to your pronunciation.

1. I'll see you (m.) tomorrow.

/la:hi nshuv-ak is-subh/

لاهي نشوعد الصبح

2. He'll come the day after tomorrow.

/la:hi iji in-nha:r illi ma:hu is-subh/

لاهي ابي النهار اللي ما عو الصبح

3. They'll go next week.

/la:hi yimshu l-isbu:^c il-jay/

لاهي يمشو الاسبوع الجاي

4. I'll visit you (f.) in two weeks.

/la:hi nzu:r-ik ^ca:gib isbu:^cayn/

لاهي نزورك كafb اسبوعين

5. He'll arrive tomorrow, God willing.

/la:hi yu:sal is-subh in sha:' alla:h/

لاهي يوصل الصبح إن شاء الله

Write out these sentences in Arabic in your notebook.

To generate new sentences change the persons of the verb whenever sense allows.

3. Substitution Drill

- Read the model sentence.
- Work out the Arabic of what has to be substituted.
- Read the new sentences aloud.
- Write out the new sentences in Arabic in your notebook.

Model Sentence

I'll come on Friday.

/la:hi nji yawm il-juma^ca/

لا هي نسي يوم الجمعة

Substitute

- He'll
- tomorrow.
- She'll
- Will you (f.)
- He won't
- She won't
- We'll
- at half past five.
- I won't
- They'll visit us
- We'll go to Dakar
- I'll visit you (m.)
- Will you (f.)?
- They won't
- in the morning.
- I'll see you (f.)
- on Monday.
- next week.
- I'll go
- in the afternoon.

ADVERBS

Lesson Twenty-Two

The following is a list of the most common adverbs of frequency in Hassaniya:

always, often	/da':iman/	دائماً
usually	/ ^c a:datan/	عادة
sometimes, occasionally	/marra marra/	مرة مرة
never, seldom, rarely	/abadan/	أبداً
almost, approximately	/tagri:ban/	تقريباً
every day	/kull nha:r/	كلّ نهار
every week	/kull isbu: ^c /	كلّ اسبوع

The Arabic equivalents of many adverbial phrases in English are expressed by /bi-/ plus the appropriate noun.

Examples:

slowly	/bi-shu:r/	بشور
quickly	/bi-l- ^c ajala/	بالعجلة

102

Translate the following sentences into Hassaniya:

1. Those girls usually get up at seven o'clock.
2. Muslims always pray on Fridays.
3. They never drink wine.
4. Abdellahi rarely comes to visit me in the afternoon.
5. The secretary sometimes speaks French with me.
6. You (pl.) sometimes work on Saturdays.
7. Occasionally, Steve and Dave eat together.
8. Good students never sleep in class!
9. The Peace Corps director is always late in the morning.
10. Youssouf always makes tea for us.



THE ACTIVE PARTICIPLE

Lesson Twenty-Three

As you have seen, the Present Tense in Hassaniya often covers both the English Simple Present (used to describe habitual action) and also the Present Continuous (used to describe what is happening at the time of speaking).

Examples:

I sit here everyday. (habitual action)

I am sitting now. (describing what is happening at the time of speaking)

This applies to most verbs, but with certain verbs describing states of being and motion/action, it is possible to use a kind of adjective derived from the verb to describe what is happening at the time of speaking, overlapping in meaning with the Present Tense. We call this adjective the "active participle" and it is formed by putting an /alif/ between the first and second letters of a three-letter verb stem.

Examples: (Some of the most frequently used "active participles")

going	/ma:shi/	ماشي
coming	/ja:i/	جاي
knowing	/ ^c a:rif/	عارف
writing	/ka:tib/	كاتب
hearing	/sa:mi ^c /	سامع
living	/sa:kin/	ساكن
standing	/wa:gif/	واقف

104

returning /ra:ji^c/

راجع

buying /sha:ri/

شاري

understanding /fa:him/

فاهيم

Since these "active participles" are really adjectives, they must "agree" with whomever is speaking or being referred to - male, female, or a group of men or women.

Thus when a woman is speaking or being referred to, /ta:' marbu:ta/ must be added.

Examples:I understand.
(woman talking)

/ana fa:hima/

انا غاصية

She knows.

/hiya ^ca:rifa/

هي كارفة

We understand.
(men talking)

/nihna fa:hima:n/

نحن فاهمين

They understand.
(talking about a group of men)

/hu:ma fa:himi:n/

هو ما فاهمين

We know.
(women talking)/nihna:ti ^ca:rifa:t/

نحناتي كارفات

They understand.
(talking about a group of women)

/huma:ti fa:hima:t/

هو ماتي فاهمات

When one of these "active participles" ends in an /i/, that final /i/ changes to /y/ when a suffix is added.

Examples:

She is coming. /hiya ja:ya/ هي جاية

They (m.) are going. /hu:ma ma:shyi:n/ هو ما ماشيين

They (f.) are buying. /huma:ti sha:rya:t/ هو ماتي شاريات

The negative of the "active participle" is formed by putting /ma:ni/, /ma:nak/, ma:nik/, etc. in front of it.

Examples:

I don't understand. /ma:ni fa:him/ ماني فاهم
(man talking)

We don't know. /ma:na^ca:rifa:t/ مانا كارفات
(women talking)

They are not coming. /ma:hum ja:yi:n/ ما هم جايين
(referring to group of men)

Note:

The "active participle" does not always translate back into English as the Present Continuous and in many cases you could use either the Present Tense or the Active Participle with no difference in meaning. The only way you will really learn to use them is by listening to Mauritians talking and by copying what you hear people around you saying.

- 1 a. Learn any new vocabulary in this lesson.
 - b. Read the examples aloud paying close attention to your teacher's guidance on pronunciation.
 - c. Write out the examples in Arabic in your notebook and show your efforts to your teacher.
2. Remember that in many cases the active participle in Hassaniya overlaps in sense with both the Present Simple and the Present Continuous Tense in English, and in many sentences in Hassaniya either the Present Tense or the Active Participle could be used.

Reading and Repetition Drill

Read the following sentences aloud paying careful attention to your pronunciation.

1. He's going to the market.

/huwa ma:shi shu:r il-marsa/

هو ماشي شور المرصية

2. I don't know. (woman talking)

/ma:ni ^ca:rifa/

ماني كارفة

3. She's writing a letter.

/hiya ka:tiba bra:wa/

هي كاتبة براوة

4. He's coming back tomorrow.

/huwa ra:ji^c is-subh/

هو راجع الصبح

5. I understand. (man talking)

/ana fa:him/

انا فاهم

6. I'm coming now. (man talking)

/ana ja:i dhark/

انا جاي ذرك

7. I don't know Ali. (woman talking).
/ma:ni ^ca:rifa ^cali/ ماني كارفة علي
8. Why are you standing here? (addressing a man)
/^calaysh inta wa:gif hu:n ?/ دايش انت واقف خون ؟
9. She's going to the clinic.
/hiya ma:sniya shu:r it-tab/ هي ماشبة شور الطب
10. He's not going to the cinema.
/ma:hu ma:shi shu:r is-sinama/ ماعو ماشي شور السينما
3. Make the sentences in #2 above plural. Remember you must distinguish between masculine and feminine particles.
4. Translate the following sentences using the Active Participle.
1. I understand. (man talking)
 2. She is coming.
 3. They (m.) are going to the desert.
 4. We know. (talking on behalf of a mixed group)
 5. He is standing near the car.
 6. She isn't coming with us to the sea.
 7. He's writing a letter.
 8. They (f.) are returning tomorrow.
 9. They (m.) understand biology.
 10. We don't speak French. (talking on behalf of a mixed group)

THE INDIRECT OBJECT

Lesson Twenty-Four

The indirect object such as in the phrase "to me" of "He gave it to me", is expressed in Hassaniya by the preposition /l-/ or /il-/ or /la-/ plus the relevant suffix pronoun. (For a paradigm of /l-/ see Lesson 20 of The Grammar Handbook.)

The following examples show one verb ("give" in the past tense) using all the relevant combinations of verb plus direct object (it) plus indirect object. In this case the "it" is rendered masculine -don't forget that "it" will be either masculine or feminine depending on the gender of the object being referred to.

Examples:

you (m.) gave it (m.) <u>to me</u>	/ ^c atayt-u l-i/	عطيت لي
we gave it (m.) <u>to you (f.)</u>	/ ^c atana-u l-ik/	عطيت لك
we gave it (m.) <u>to you (m.)</u>	/ ^c atana-u l-ak/	عطيت لك
I gave it (m.) <u>to him</u>	/ ^c atayt-u l-u/	عطيت له
I gave it (m.) <u>to her</u>	/ ^c atayt-u la-ha/	عطيت لها
they gave it (m.) <u>to us</u>	/ ^c ataw-u il-na/	عطوا لنا
she gave it (m.) <u>to you (pl.)</u>	/ ^c atat-u il-kum/	عطت لكم
he gave it (m.) <u>to them</u>	/ ^c ata-u il-hum/	عطاهم

109

1. Translate the following English sentences into Hassaniya, paying close attention to the indirect object suffixes.
 1. She gave it to me.
 2. My mother sends it (a letter, f.) to me every week.
 3. The teacher wrote it (the word, f.) for us.
 4. My friend took it (the book, m.) to her.
 5. The boys gave us some water.

2. Substitution

- a. Read the model sentence.
- b. Work out the Arabic for what is to be substituted.
- c. Read each new sentence aloud.
- d. Write out each new sentence in Arabic in your notebook.

Model Sentence

He gave it to me.

/^cata-u l-i/

عطاه لي

Substitute

1. to her.
2. She
3. sent
4. We to him.
5. to them.
6. I gave
7. to you (f.).
8. You (m.) to us.
9. They it (f.)
10. told to me.

PAST TENSE

Lesson Twenty-Five

The past tense in Hassaniya obeys a regular and predictable pattern. The different persons are indicated by suffixes only added to the last letter of the verb stem. These suffixes remain absolutely constant from one verb to another.

Here are three common verbs written out in all the persons.

Examples:

1. I wrote	/katabt/	كتبت
you wrote (m.)	/katabt/	كتبت
you wrote (f.)	/katabti/	كتبتني
he wrote	/katab/	كتب
she wrote	/katabat/	كتبت
we wrote	/katabna/	كتبنا
you wrote (pl.)	/katabtu/	كتبتم
they wrote	/katabu/	كتبوا
2. I knew	/craft/	عرفت
you knew (m.)	/craft/	عرفت
you knew (f.)	/crafti/	عرفتني

111

he knew	/ ^c raf/	عَرَفَ
she knew	/ ^c rafat/	عَرَفَتْ
we knew	/ ^c rafna/	عَرَفْنَا
you knew (pl.)	/ ^c raftu/	عَرَفْتُمْ
they knew	/ ^c rafu/	عَرَفُوا
3. I spoke	/tkallamt/	تَكَلَّمْتُ
you spoke (m.)	/tkallamt/	تَكَلَّمْتَ
you spoke (f.)	/tkallamti/	تَكَلَّمْتِي
he spoke	/tkallam/	تَكَلَّمَ
she spoke	/tkallamat/	تَكَلَّمَتْ
we spoke	/tkallamna/	تَكَلَّمْنَا
you spoke (pl.)	/tkallamtu/	تَكَلَّمْتُمْ
they spoke	/tkallamu/	تَكَلَّمُوا

As you can see, the suffixes indicating the different persons are quite regular and predictable:

	Verb Stem	Suffix
I	_____	t
you (m.)	_____	t
you (f.)	_____	ti
he	_____	
she	_____	at
we	_____	na
you (pl.)	_____	tu
they	_____	u

Note:

The "he" form of the past tense is indicated by the verb stem standing alone. Since there is no infinitive in Arabic and the "he" form shows the basic stem of the verb, foreigners learning Arabic often refer to verbs in this form. Thus we can speak of the verb /katab/ or 'raf' when talking about the verb in its simplest or "infinitive" form.

Note also that the only possible source of confusion may be that "I" and "you" (m.) are the same in pronunciation and writing. However, in conversation, context will tell you which is intended.

4. The negative of the Past Tense is formed by putting /ma/ ما before the verb.

Examples:

I didn't speak.

/ma tkallamt/

ما تكلمت

He didn't write this letter.

/ma katab l-bra:wa ha:dha/

ما كتب البراوة هذي


5. The suffix pronouns representing "me", "you", "him", "her", etc. can be added to the Past Tense verb in exactly the same way as with the Present Tense.

Example:

I wrote it. (indicating a letter)

/ana katabt-ha/

انا كتبتها



"In the Name of God, Most Gracious, Most Merciful"

- 1 a. Learn any new vocabulary in this lesson.
 - b. Read the examples aloud paying careful attention to your teacher's guidance on pronunciation.
 - c. Write out the examples in Arabic in your notebook and show your efforts to your teacher.
2. To help you identify the Past Tense we give here some common verbs in both the "I" and "he" forms to show the basic verb stem and one other person.

I did	/ ^c addalt/	عدّلت
he did	/ ^c addal/	عدّل
I took	/gbad <u>ht</u> /	قبضت
he took	/gbad <u>h</u> /	قبضى
I slept	/rgadt/	رقدت
he slept	/rgad/	رقد
I worked	/shatagha ^l /	شغلت
he worked	/shataghal/	شغل
I asked	/sawwalt/	سوّلت
he asked	/sawwal/	سوّل
I called	/ ^c ayyatit/	عيطت
he called	/ ^c ayyat/	عيط

I looked for	/lawwadt/	لَوَّدت
he looked for	/lawwad/	لَوَّد
I washed	/ghsalt/	غَسَلت
he washed	/ghsal/	غَسَل
I paid	/khallst/	خَلَّصت
he paid	/khallas/	خَلَّص
I found	/jbart/	جَبَرَت
he found	/jbar/	جَبَر
I entered	/dkhalt/	دَخَلت
he entered	/dkhal/	دَخَل
I closed	/gvalt/	قَفَلت
he closed	/gval/	قَفَل
I sat	/g ^c adt/	قَعَدت
he sat	/g ^c ad/	قَعَد
I drank	/shribt/	شَرَبت
he drank	/shrib/	شَرَب

I returned	/rja ^c t/	رجعت
he returned	/rja ^c /	رجع
I lived	/skint/	سكنت
he lived	/skin/	سكن

If you find it useful, write out verb tables like the examples in this lesson for all the persons of these verbs.

3. Translation and Substitution

Translate the following sentences into Hassaniya, making appropriate substitutions.

Where alternatives are given, write out the new sentences in full.

1. What did you (f.) do yesterday?
 you (m.) day before yesterday?
 last week?
 on Thursday?
 last night?
2. Where did you (m.) work in America?
 they
 he
 she
3. What did he ask you (m.)?
4. How much did you (f.) pay?
 you (m.)
 they
 he
 she

5. Did you find Ali?

- him?
- Fatimatu?
- her?
- them?

6. What did you (m.) drink?

7. When did they return from Kaidi?

- he
- she
- you (m.) ...
- you (f.)
- you (p.)

8. Who took the horse?

..... it?

9. We worked all day.

- He
- She
- They

10. I lived in Sydney, Australia.

- They
- She
- He

4. Transformation Drill

Make the following sentences negative:

1. Ahmad paid.

/ahmad dfa^c/

احمد دفع

2. I worked yesterday.

/shataghalt ya:mis/

شغلت باس

3. He looked for me.
/lawwad-ni/ لَوَدِنِي
4. She closed the door.
/gvalat il-ba:b/ قَفَلَتِ الْبَابَ
5. I took the car.
/gbadht il-wa:ta/ قَبَضْتُ الْوَاتَةَ
6. She slept all day.
/ragadat nha:r ka:mil/
7. The Volúnteers returned after two years.
/il-mutataww^ci:n rja^cu ba^cad ^cami:n/ الْقَطْرَوْنَ رَجَعُوا بَعْدَ حَامَيْنِ
8. The taximan called me.
/il-taksima:n ^cayyat-l-i./ التَّكْسِي مَانْ عَيْطَ لِي
9. You (pl.) washed the tea glasses.
/ghsaltu il-ki:sa:n atay/ غَسَلْتُمْ الْكَيْسَانَ أَنَايَ
10. We knew Arabic before
we came to Mauritania.
/^crafna il-^carabi sa:big ma jayna shu:r mu:ri:ta:nia/ عَرَفْنَا الْعَرَبِيَّ سَابِقَ مَا جِينَا شُورَ مَوْرِيْتَانِيَا

RELATIVE PRONOUNS

Lesson Twenty-Six

The relative pronoun (i.e. "who", "which", "whom," "when," used when referring to both people and objects) in Hassaniya is:

/illi/

اللي

The word is constant and unchanging when referring to either masculine or feminine, singular and plural nouns.

Examples:

The man who came yesterday ...

/ir-ra:jil illi ja ya:mis .../

الترجل اللي جا يامس

The woman who was here ...

/il-mara: illi ka:nat hu:n .../

المراء اللي كانت عون

The men whom I saw ...

/ir-rijja:l illi shivt-hum .../

الرجال اللي شفتهم

The women who walked ...

/il-^cilya:t illi mashaw .../

العليات اللي مشو

The mosque which is in the square ...

/il-masjid illi vi-l-ga^c .../

المسجد اللي في القاع

The house which is near the market ...

/id-da:r illi gri:ba min l-marṣa .../

الدار اللي قريبة من المرصنة

120

Translate the following sentences into Hassaniya, paying close attention to the usage of /illi/ as a relative pronoun.

1. The boy who is playing in the street is your brother.
2. I saw a man who had no legs.
3. We know a woman who is 98 years old.
4. The minister who gave a speech yesterday is ill today.
5. Did you talk to the girl who is standing over there?
6. He hit the man who had hit him first.
7. Students who study hard will pass.
8. People who are ill should go to the hospital.
9. The marabout who was here yesterday is not here now.
10. I spoke to a woman who came to my door.



THE PAST TENSE - SPECIAL CASES

Lesson Twenty-Seven

The following three examples are representative of verbs which have a long vowel as one of their root letters.

1. In verbs ending in /i:/ ي in the Present Tense, the /i/ becomes either /ay/ or stays as /i:/ in the first and second persons singular and plural. This pronunciation varies from region to region in Mauritania.

Examples:

I went	/mashayt/	مشيت
you (m.) went	/mashayt/	مشيت
you (f.) went	/mashayti/	مشيتي
he went	/masha/	مشى
she went	/masha:t/	مشات
we went	/mashayna/	مشينا
you (pl.) went	/mashaytu/	مشيتو
they went	/mashaw/	مشو

These are not random changes, and any verb ending in /i/ ي in the Present Tense will behave like the above example in the Past Tense.

2. In verbs with /wa:w/ و as the middle letter of the verb stem in the Present Tense, drop the /wa:w/ in the Past Tense.

Examples:

I saw	/shivt/	شفت
you (m.) saw	/shivt/	شفت
you (f.) saw	/shivti/	شفتي
he saw	/sha:v/	شاف
she saw	/sha:vat/	شافت
we saw	/shivna/	شفنا
you (pl.) saw	/shivtu/	شفتو
they saw	/sha:vu/	شافو

These are not random changes -- any verb with /wa:w/ و as the middle letter of the verb stem in the Present Tense will behave like the above examples in the Past Tense.

3. Verbs with /i:/ ي as the middle letter of the verb stem behave like the example below:

Examples:

I sold	/bi ^c t/	بعت
you (m.) sold	/bi ^c t/	بعت
you (f.) sold	/bi ^c ti/	بعتي
he sold	/ba: ^c /	باع
she sold	/ba: ^c at/	باعت
we sold	/bi ^c na/	بعنا
you (pl.) sold	/bi ^c tu/	بعتم
they sold	/ba: ^c u/	باعوا

Past Tense of the Verb "To Be":

Although Hassaniya does not have a verb "to be" in the Present Tense, it is expressed in the past.

Examples:

I was	/kint/	كنت
you were (m.)	/kint/	كنت
you were (f.)	/kinti/	كنتي
he was	/ka:n/	كان

she was	/ka:nat/	كانت
we were	/kinna/	كنا
you were (pl.)	/kintu/	كنتم
they were	/ka:nu/	كانوا

Special Note:

When /ka:n/ كان is placed in front of /kha:lig/ or /^cand/,
 عند it makes the equivalent of the Past Tense. /ka:n/
 remains constant throughout the different personal pronouns.

Examples:

There were many people in the mosque.


/ka:n kha:lig ya:sir min in-na:s vi l-masjid/

كان فالتق ياسر من الناس في المسجد

He had a fever.

/ka:n ^cand-u il-humma/

كان عنده الحمى



- 1 a. Learn any new vocabulary in this lesson.
 - b. Read the examples aloud paying attention to your teachers' guidance on pronunciation.
 - c. Write out the examples in Arabic in your notebook and show your efforts to your teacher.
2. To give you further practice in identifying the Past Tense we list some common verbs in the "I" and "he" forms which has /i:/ as the last letter and /wa:w/ as the middle letter of the verb stem in the Present Tense.

a. I went	/mashayt/	مشيت
he went	/masha/	مشى
I bought	/shrayt/	شريت
he bought	/shara/	شربى
I wanted	/bghayt/	بغيت
he wanted	/bgha/	بغى
I smoked	/kmayt/	كشيت
he smoked	/kma/	كشى
I came	/jayt/	جيت
he came	/ja/	جا
I waited	/ha:nayt/	حانت

he waited	/ha:na/	عَانَى
I allowed, let	/khallayt/	خَلَّيْتُ
he allowed, let	/khalla/	خَلَّى
I gave	/t ^c tayt/	عَطَيْتْ
he gave	/t ^c ta/	عَطَى
I finished	/uvayt/	وَفَيْتْ
he finished	/uva/	وَفَى
I had lunch	/tghaddayt/	تَغَدَّيْتُ
he had lunch	/tghadda/	تَغَدَّى
I had supper	/t ^c ashshayt/	تَعَشَّيْتُ
he had supper	/t ^c ashsha/	تَعَشَّى
I prayed	/sallayt/	صَلَّيْتُ
he prayed	/salla/	صَلَّى
b. I saw	/shivt/	سَفَّتْ
he saw	/sha:v/	سَافَ

I ate	/kilt/	كَلت
he ate	/ka:l/	كَل
I stood up	/gimt/	قَمت
he stood up	/ga:m	قَام
I said	'gilt'	قَلت
he said	'ga:l'	قَالَ

If you would find it helpful for further practice write out verb tables like the examples in this lesson for all the persons of these verbs.

Keep a section of your notebook for verbs and sample verb tables.

3. Translate the following sentences into Arabic. If alternatives are given, write out each new sentence in full.

1. We went with Ahmad.

I him.

She Fatima.

He her.

They us.

2. She bought a lot of meat.

I fruit.

We food.

They bread.

He rice.

3. I wanted to go with them.

They me.

She him.

He us.

We her.

4. There were many trees near the mountain.

5. She came yesterday.

last week.

the day before yesterday.

last year.

on Friday.

6. I waited half an hour.

We

They

She

He

7. What did you (f.) say?

you (m.)

8. Who did you (m.) see?

you (m.)

you (pl.)

9. Those children had new clothes.

10. I finished yesterday.

at five o'clock.

at noon.

late.

on Thursday.

4. Substitution Drill

- a. Read model sentence.
- b. Work out Arabic of what is to be substituted.
- c. Read out loud the new sentences.
- d. Write out the new sentences in Arabic in your notebooks.

Model Sentence

Where were you yesterday? (addressing a man)

minayn kint ya:mis ?/

منين كنت يا ميس ؟

1. you (f.)
2. last week?
3. they
4. he on Friday?
5. she last month?

THE COMPARATIVE AND SUPERLATIVE

Lesson Twenty-Eight

1. The Comparative:

The Comparative in Hassaniya is formed by dropping the vowel, either the /i:/ or /a:/ (depending on the word) from adjectives. The short vowel /i/ which occurs at the beginning of some adjectives is also dropped. We might note here that this formula differs from Standard Arabic in that in the latter, an /alif/ | carrying a /fatha/ \bar{a} is placed before the entire adjective, while at the same time shortening the middle /a:/ or /i:/. This creates a slight "upbeat" in the pronunciation, as in the example /kibi:r/ -- /ukbir/. Be aware of both the Hassaniya and the standard systems of forming the comparative.

Examples:

hot	/ha:mi/	هامي	hotter	/hma/	همي
big	/ikbi:r/	اكبير	bigger	/kbir/	كبير
small	/isqi:r/	اصغير	smaller	/sqir/	صغير
new	/ijdi:d/	اجديد	newer	/jdid/	جدد
expensive	/wa: ^c ir/	واعر	more expensive	/w ^c ir/	وئر
cold	/ba:rid/	بارد	colder	/brid/	برد
tall	/itwi:l/	اطويل	taller	/twil/	طول
short	/igsi:r/	اقصير	shorter	/gsir/	قصر
far	/ba: ^c i:d/	بعيد	further	/b ^c id/	بعد

131

rich	/gha:ni/	غني	richer	/ghna/	غنى
fat	/sami:n/	سمين	fatter	/smin/	سمن
clever	/ʕa:gil/	عاقل	cleverer	/ʕgil/	عقل

The comparative has only one form in Hassaniya for the masculine, feminine and plural (m. and f.).

All comparatives are followed by /min/ من , which is equivalent to "than" in English.

Examples:

1. This man is bigger than that man.

/ha:dha ir-ra:jil kbir min dha:k ir-ra:jil/

هذا الرجل أكبر من ذاك الرجل

2. This is newer than that.

/ha:dha jdidi min dha:k/

هذا جديد من ذاك

3. Today is hotter than yesterday.

/il-yawm hma min ya:mis/

اليوم حامي من أمس

2. The Superlative

The Superlative in Hassaniya also has only one form for the masculine, feminine and plural (m. and f.).

It is expressed by using 1) the definite article /l/ followed by an unaltered adjective followed by 3) /minhum/ ^{منهم} which is the equivalent to "among them" or "of all".

Examples:

1. He is the biggest (of them all).

/huwa l-ikbi:r minhum/

هو الأكبر منهم

2. This is the newest (of all).


/ha:dha l-ijdi:d minhum/

هذا الأجدد منهم

3. Rosso is the hottest city in the world.

/ro:so il-dashra l-hma minhum vi l-c'alim/

روسو الأشدّ الحرارة منهن في العالم



1. Translate the following sentences into Hassaniya.
 1. Paris is further than Algiers.
 2. Rockefeller is richer than a Peace Corps Volunteer.
 3. The hyena is cleverer than the dog.
 4. Our class is more tired than the French class.
 5. During Ramadan, Muslims are hungrier and thirstier than Christians.

2. Formation Exercises

Read the three sentences and with your knowledge of comparatives and superlatives, create several new sentences.

1. Chicago is 10°C. Rome is 25°C. Atar is 50°C.
2. Youssouf is 1 meter 65; Kerim is 1 meter 70; Abdullahi is 1 meter 70.
3. Pierre weighs 85 kilos. Frederick weighs 95 kilos. Gregory weighs 110 kilos.
4. My sister is 2 years old. My brother is 5 years old. I am 11 years old.
5. Rice costs 11 ougiya. Cous-cous costs 15 ougiya. Cheese costs 70 ougiya.



Tile: "In very truth, there is no God but Allah"
Turkey, 17th century AD

THE PAST CONTINUOUS TENSE

Lesson Twenty-Nine

In Hassaniya a continuous action in the Past is rendered by the Past Tense of the verb "be", /ka:n/ كان together with the Present Tense:

Example:

He was walking ...

/huwa ka:n yimshi .../

هو كان يمشي

Note:

The subjects of the verbs must "agree", that is, if the subject is "he", both the verbs must be in the third person singular.

The following paradigm shows one complete verb in all the persons:

I was walking 'kint nimshi/

كنت نمشي

you (m.) were walking 'kint timshi/

كنت تمشي

you (f.) were walking ,kinti timshi/

كنتي تمشي

he was walking 'ka:n yimshi/

كان يمشي

she was walking 'ka:nat timshi

كانت تمشي

we were walking kinna nimshu

كانا نمشو

you (pl.) were walking kintu timshu

كنتو تمشو

they were walking ,ka:nu yimshu

كانو يمشو

136

This structure can also be extended to the Active Participles.

Example:

She was sitting

/hiya ka:nat ga:^cida/

هي كانت قاعدة

Note:

The Active Participle must agree in number and gender with the subject of the verb.

Examples:

I was sitting (man talking)

/ana kint ga:^cid/

انا كنت قاعدة

I was sitting (woman talking)

/ana kint ga:^cida/

انا كنت قاعدة

you (m.s.) were sitting

/inta kint ga:^cid/

انت كنت قاعدة

you (f.s.) were sitting

/inti kinti ga:^cida/

انت كنتي قاعدة

he was sitting

/huwa ka:n ga:^cid/

هو كان قاعدة

she was sitting

/hiya ka:nat ga:^cida/

هي كانت قاعدة

137

we were sitting (group of men)

/nihna kinna ga:^cidi:n/

نہنا کنا قاعدین

we were sitting (group of women)

/nihna kinna ga:^cida:t/

نہنا کنا قاعدات

you (m.p.) were sitting

/intu:ma kintu ga:^cidi:n/

انتو ما کنتو قاعدین

you (f.p.) were sitting

/intu:ma:ti kintu ga:^cida:t/

انتو ما تی کنتو قاعدات

they (m.p.) were sitting

/hu:ma ka:nu ga:^cidi:n/

ھوما کانو قاعدین

they (f.p.) were sitting

/hu:ma:ti ka:nu ga:^cida:t/

ھوما تی کانو قاعدات

Note:

/ka:n/ کان can also be used with the ^cand/ عند to create the equivalent of "had", e.g. /ka:n^candi/ کان عند = "I had". Finally, /ka:n/ can also be used with /kha:liḡ/ خالق to mean "there was/ there were" (see Lesson 8).



1. SubstituteModel Sentence:

I was buying material at the market.

/kint nishri il-khant vi l-marṣa/

كنت نَشْرِى الخنْت في المرصَة

- | | |
|--------------------|----------------------------|
| 1. She | 8. the car ... the garage |
| 2. They | 9. selling |
| 3. looking at | 10. onions the market |
| 4. at the tailor's | 11. buying |
| 5. speaking about | 12.. You (f.) |
| 6. Brahim | 13. You (pl.) |
| 7. the machine | 14. repairing |

2. Translate the following sentences:

1. They were sitting on the mat under the tent.
2. The mother was making cous-cous.
3. The volunteers were swimming in the sea.
4. My assistant and I were working until 20 h.
5. You (f.pl.) were speaking to the Ambassador when I entered the room.

THE CONDITIONAL

Lesson Thirty

Conditional sentences (i.e. sentences beginning with "if") are much more fluid in Arabic than in English. We have in English at least three fixed, unchanging types of conditionals, but the same ideas of condition are expressed in Arabic in one of two ways, with some overlapping. The Hassaniya word for "if" is:

/illa/

إلا

1. Simple Conditional

The Simple Conditional expressing future possibility can be expressed in Hassaniya by using the Present Tense following "if", plus either the Future /la:hi/ + Present Tense, OR just the Present Tense in the other part of the sentence.

Example:

If you go, you (will) see him.

/illa timshi la:hi tshu:v-u/

OR

/illa timshi tshu:v-u/

إلا تمشي لاهي تشوفه
إلا تمشي تشوفه

2. Hypothetical Conditional

The Hypothetical Conditional implying less certainty of what will probably happen can be expressed by using the Past Tense after "if" plus either the Future /la:hi/ + Present Tense, OR the Past Tense in the other part of the sentence.

Example:

If you came, you (would) see him.

/illa jayt la:hi tshu:v-u/

OR

/illa jayt shivt-u/

إلا جيت لاهي تشوفه
إلا جيت شفته

140

3. Impossible or Unreal Conditional

The Impossible or Unreal Conditional referring to an incomplete action, or when expressing an unfulfilled wish, can be expressed by the same construction as in example #2 above. Context determines the interpretation of this sentence as either Hypothetical or Impossible.

So that you can more easily see the formulas involved in these constructions, here they are in a box:

	If-clause	Main Clause
1.	/illa/ + Present	/la:hi/ + Present <u>OR</u> Present Only
2.	/illa/ + Past	/la:hi/ + Present <u>OR</u> Past only
3.	/illa/ + Past	Past



141

1. Translation and Completion Exercise

Complete the other part of the sentence, after translating the given phrase using the conditional formulae as above.

1. If today were Saturday
2. If I had a million dollars
3. If I knew Arabic perfectly
4. If we go to the beach today
5. If we don't have class today
6. If I'll go home.
7. If it'll be nice weather.
8. If Youssouf will be angry.
9. If I wouldn't do that.
10. If she would have telephoned her mother.

2. Translate the following conditional sentences into English.

1. If I were you, I would sleep more.
2. She will be very happy if her boyfriend writes to her.
3. We will visit our friends if we have the time.
4. If you brought me some fertilizer, I would put it on my crops.
5. If I had known you were coming, I would have cooked you some cous-cous!

PRONUNCIATION EXERCISES


The following are lists of "minimal pairs", i.e., pairs of words that are exactly the same except for one letter. Thus, these words are very similar in pronunciation. Go over these words with your teacher, paying close attention to the differences. The difficult sounds in Arabic take time to master - refer to these exercises often to practice the new sounds.

1.	ه	vs.	ح	2.	ع	vs.	غ
	هَمَام		هَمَام		عَيْن		عَيْن
	سَهَب		سَحَب		نَعْم		نَعْم
	سَهَب		سَحَب		سَاع		سَاع
3.	س	vs.	س	4.	ق	vs.	ك
	صَبَح		سَبَح		كَاف		كَاف
	نَهَب		نَسَب		رَقَب		رَكَب
	رَبِي		رَبِي		عَرَق		عَرَك

143

PRONUNCIATION EXERCISES

5.	ط vs. ت	6.	خ vs. ح
	طاء رطب نط		حاء خاف رخم مسح
	تاء رتب نت		خاء خاف رخم مسح
7.	ع vs. ا	8.	ظ vs. ز
	عم نعم بنع		ظال نظر نظ
	ام نام بنا		زال نذر نذ



Al-hamdu l-illahi: "Praise to God"

PEACE CORPS
LANGUAGE HANDBOOK SERIES

for Kiribati (Gilbertese)

Grammar Handbook
Communication & Culture Handbook
Special Skills Handbook
Teacher's Handbook



ACTION Peace Corps

The Experiment in International Living

"Communication is the key to understanding."