

DOCUMENT RESUME

ED 192 521

FL 011 225

TITLE Headstart German Program. Module 4.
INSTITUTION Defense Language Inst., Monterey, Calif.
PUB DATE Sep 77
NOTE 55p.: For related documents, see FL 011 222-234.
AVAILABLE FROM Defense Language Institute, Foreign Language Center,
Nonresident Instruction Division, Presidio of
Monterey, CA 93940
LANGUAGE English; German
EDRS PRICE MF01/PC03 Plus Postage.
DESCRIPTORS *Audiolingual Skills; *Conversational Language
Courses; Cross Cultural Training; *German; Learning
Activities; Learning Modules; Postsecondary
Education; *Second Language Learning; *Speech
Communication; *Vocabulary Development

ABSTRACT

This is the fourth module of 10 in the German Headstart program. Each of the 2 units in the module contains objectives, exercises, and a self-evaluation quiz. In addition, there are several supplementary exercises and self-evaluations. The objective of this module is to familiarize the student with expressions for exchanging money, telling time, and the days of the week. The situations are in the money-exchange office and at the train station. (AMH)


* Reproductions supplied by EDRS are the best that can be made *
* from the original document. *

HEADSTART

GERMAN PROGRAM

ED192521

MODULE IV



U S DEPARTMENT OF HEALTH,
EDUCATION & WELFARE
NATIONAL INSTITUTE OF
EDUCATION

THIS DOCUMENT HAS BEEN REPRO-
DUCED EXACTLY AS RECEIVED FROM
THE PERSON OR ORGANIZATION ORIGIN-
ATING IT. POINTS OF VIEW OR OPINIONS
STATED DO NOT NECESSARILY REPRESENT
OFFICIAL NATIONAL INSTITUTE OF
EDUCATION POSITION OR POLICY.

"PERMISSION TO REPRODUCE THIS
MATERIAL HAS BEEN GRANTED BY

Robert P. Schaffner
Adjutant

TO THE EDUCATIONAL RESOURCES
INFORMATION CENTER (ERIC)."

FL611225

Prepared by
**DEFENSE LANGUAGE INSTITUTE
FOREIGN LANGUAGE CENTER**

SEPTEMBER 1977



CONTENTS

Introduction	1
Unit 1	2
Objectives	2
Exercises	2
Self-evaluation Quiz	15
Key to Self-evaluation Quiz	18
Guide for Review	19
Supplementary Exercise A	19
Supplementary Self-evaluation Quiz A	20
Supplementary Exercise B	21
Supplementary Self-evaluation Quiz B	22
Supplementary Exercise C	23
Supplementary Self-evaluation Quiz C	23
Unit 2	26
Objectives	26
Exercises	26
Self-evaluation Quiz	34
Key to Self-evaluation Quiz	37
Guide for Review	38
Supplementary Exercise A	38
Supplementary Self-evaluation Quiz A	39
Supplementary Exercise B	41
Supplementary Self-evaluation Quiz B	43
Supplementary Exercise C	46
Supplementary Self-evaluation Quiz C	47
Vocabulary	49

MODULE 4

INTRODUCTION

By now you are quite familiar with the 13 exercises or steps used to introduce the conversations at the beginning of each unit. You should also know how much work you need to become familiar with the conversations, understand the vocabulary, pronounce the words properly, and use the vocabulary yourself.

In order to allow those of you who might require less formal drill to proceed at your own pace, the conversations will henceforth only be played four times. First you will hear them at normal speed, then with pauses for you to repeat each line then only Mike's or Jane's lines, and finally only the German lines with pauses for you to say Mike's or Jane's lines.

By reading the detailed instructions in your "Student Guide" for Exercises 1-13, you can duplicate what you have been doing until now in those exercises. Simply rewind and stop your tape where you need to and as often as you need to. The first exercise following the conversation will still be number 14.

This module deals with two situations that you are very likely to encounter: you need to exchange money and you want to buy a train ticket. You will learn to express yourself in these situations and to understand what a German would say to you. This includes knowing the German way of telling time and the days of the week. Also, you will learn to recognize and identify German paper money and coins.

You will practice primarily with the tape. Imitate the German speakers as closely as you can, and make it a point to speak up when you are supposed to say something in German.

UNIT 1

OBJECTIVES

- When you complete this unit you will be able to:
- a. Exchange dollars for marks.
 - b. Ask for the exchange rate.
 - c. Identify German coins and bills that you can pay with German money.
 - d. Get German money changed into smaller units.
 - e. Use a short form for telling a German what you would like to have, and where you would like to go.

Turn on the tape recorder and follow the instructions given on the tape for Unit 1.

EXERCISES

IN THE MONEY EXCHANGE OFFICE

Mike: I would like to exchange dollars.

Official: For marks?

Mike: Yes. How many marks do I get for one dollar?

Official: DM 2,30 (2 marks 30 pfennig).

Mike: I have \$50 here.


Official: You get 115 marks. Here are two 50-mark bills, one 10-mark bill, and a 5-mark coin.

Mike: Thanks a lot.

50.-			2,30	1/16	115,00
US-\$-NOTEN	US-\$-MUNZEN	US-\$-TC	KURS	KURSWERT	DM-BETRAG
Ankauf			DEUTSCHE BANK		
Datum 16 Okt. 1978			WECHSELSTUBE FRANKFURT		

*Note: The exchange rate varies from day to day.


IN DER WECHSELSTUBE



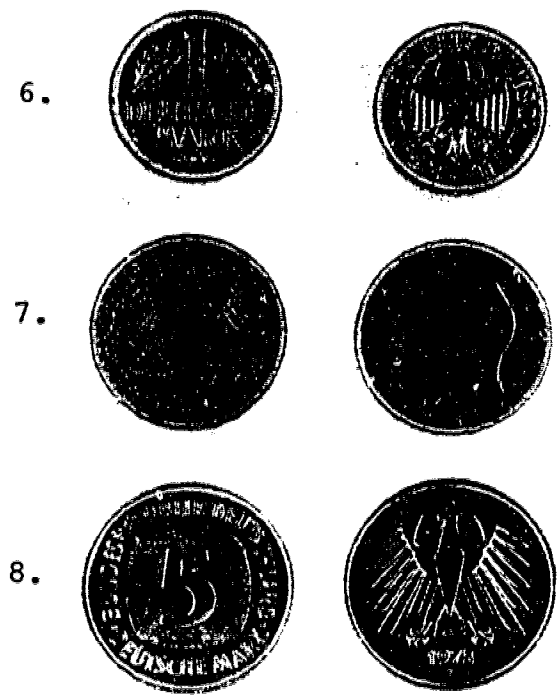
Mike: Ich möchte Dollar umwechseln.
 Beamter: In Mark?
 Mike: Ja. Wieviel Mark bekomme ich für einen Dollar?
 Beamter: DM 2,30.
 Mike: Ich habe hier 50 Dollar.
 Beamter: Sie bekommen DM 115. Hier sind zwei Fünfundzigmark-
 schein, ein Zehnmarkschein und ein Fünfmarkstück.
 Mike: Vielen Dank.



EXERCISE 14.



Pfennigstücke



Markstücke



Das ist ein Pfennig.	
Das sind zwei Pfennig.	

Das ist eine Mark.	
Das sind zwei Mark.	

EXERCISE 15.

Wieviel Geld haben Sie?

1. DM 5,40
2. DM 1,60
3. DM 0,50
4. DM 2,30
5. DM 4,85
6. DM 3,70

EXERCISE 16.













Example: Wieviel Geld haben Sie?

Ich habe acht Mark zwanzig.

EXERCISE 17.

- | | |
|-------------------------------|------------|
| 1. drei Mark fünfzig | (DM 3,50) |
| 2. sechs Mark neunzig | (DM 6,90) |
| 3. einundzwanzig Mark zwanzig | (DM 21,20) |
| 4. vierunddreißig Mark zehn | (DM 34,10) |
| 5. fünfundsiebzig Pfennig | (DM 0,75) |
| 6. eine Mark achtzig | (DM 1,80) |
| 7. vierzehn Mark achtzehn | (DM 14,18) |
| 8. elf Mark siebzehn | (DM 11,17) |

EXERCISE 18.

1.			4.		
2.			5.		
3.			6.		

EXERCISE 19.


ein Geldschein





Geldscheine




1.





2.





3.



4.



5.



EXERCISE 20.

Können Sie DM 5,-- wechseln?

Ich möchte Dollar umwechseln.

Kann ich hier Dollar umwechseln?

EXERCISE 22.



EXERCISE 23.

1. Haben Sie Kleingeld?
2. Haben Sie Kleingeld für zwei Mark?
3. Hier sind 5 Mark in Kleingeld.
4. Können Sie 50 Pfennig wechseln?
5. Ich möchte 150 Dollar umwechseln.
6. Ich möchte 10 Mark wechseln.
7. Ich möchte eine Mark in Kleingeld.

EXERCISE 27.

Example: \$1.00: Wieviel bekomme ich für einen Dollar?

Sie bekommen DM 2,30. (2 marks 30)

1. \$2.00
2. \$5.00
3. \$10.00
4. \$20.00
5. \$50.00
6. \$60.00
7. \$100.00

EXERCISE 28.

1. Bekomme ich Kaffee zum Frühstück?
2. Was bekomme ich zum Frühstück?
3. Wo bekomme ich Deutsche Mark?
4. Kann ich hier Bier bekommen?
5. Kann ich hier eine Karte von Deutschland bekommen?
6. Wo bekomme ich das?

EXERCISE 29.

Ich <input type="checkbox"/> zur Wechselstube.	I <input type="checkbox"/> to the money exchange office.
--	--

EXERCISE 30.

1. Ich möchte zur Kaserne.
2. Ich möchte zwei Mark in Kleingeld.
3. Möchten Sie zum Schloß?
4. Ich möchte zum Bahnhof.
5. Ich möchte zur Wechselstube.
6. Ich möchte bitte eine Tasse Tee.
7. Möchten Sie zur Post?
8. Ich möchte zur Bank.

EXERCISE 31.

Example:

Ich möchte zur Kaserne.



Möchten Sie zur Kaserne?

1.




5.




2.



6.



3.



7.



4.



EXERCISE 35.

1. A: Kann ich hier Dollar umwechseln?

Can I exchange dollars here?

B: Nein. Die Bank ist geschlossen.

No. The bank is closed.

2. A: Ich habe nur Dollar. Wo ist eine Wechselstube?

I have only dollars. Where is a money exchange office?





B: Geradeaus, und dann rechts.

Straight ahead, and then to the right.

SELF-EVALUATION QUIZ

PART I.

Look at the coins and bills in your book and say in German what their amounts are. When you hear "STOP," stop speaking and listen to what you should have said. If you did not know what to say in the time provided, make a note of the question number and go on to Part II. Start your sentence with "Das ist ..." or "Das sind ..." Start the tape now.



PART II.

Look at the amounts indicated in your book and say them aloud in German. When you hear "STOP," stop speaking and listen to what you should have said. If you did not know what to say in the time provided or if you made a mistake, make a note and check with the "Guide for Review" after you've finished the entire quiz. Start the tape now.

1. DM 4,80
2. DM 26,90
3. DM 2,25
4. DM 0,30
5. DM 1,50

PART III.

You will hear five German money expressions. Write down the amounts you hear in numbers. You may stop the tape at any point. After you finish all items, check your answers with the key. If you made a mistake, consult the "Guide for Review" after you've finished the entire quiz. Start the tape now.

PART IV.

You will hear six situations in English. The same situations are in your book. For each of these situations you will hear three German expressions on the tape. Select the German expression most appropriate to the situation by writing A, B, or C on a sheet of paper. After you finish this part of the test, check your responses with the key. If you made any mistakes, make a note of the question number and check with the "Guide for Review" after you've finished the entire quiz. Start the tape now.

1. You would like to exchange dollars. What would you say?
2. You want to know how many marks you can get for a dollar. What would you say?
3. You want to ask a person if he can change five marks. What would you say?
4. You want to ask a person if he has small change. What would you say?
5. You want to tell a person that you want to go to the money exchange office. What would you say?

6. You are in a bank and want to find out if you can exchange dollars there. What would you say?

PART V.

This part consists of five German sentences for you to translate into English. You can stop the tape at any point to write down your translation. After you finish, check your translation with the key. If you made any mistakes, make a note of the question number and consult the "Guide for Review" after you've finished this quiz. Start the tape now.

PART VI.

You will be given seven directions. Say the appropriate sentence or question in German. When you hear "STOP," stop speaking and listen to what you should have said. If you didn't know what to say in the time provided, make a note and check with the "Guide for Review." Start the tape now.

1. You have a five mark coin. Ask a German if he can change it.
2. Tell someone that you have small change.
3. Say that you want to exchange 100 dollars for marks.
4. You are in a bank. Ask a clerk if you can get dollars there.
5. Ask someone how many marks you can get for \$10.
6. Ask someone if he has small change.
7. Tell someone that you would like to go to the money exchange office.

This is the end of the Self-evaluation Quiz for Unit 1. If you made no mistakes, read the objectives for Unit 2.

KEY TO SELF-EVALUATION QUIZ

PART III.

1. DM 3,65
2. DM 7,20
3. DM 12,35
4. DM 0,50
5. DM 40,75

PART IV.

1. C
2. B
3. B
4. A
5. C
6. A

PART V.

1. I would like to exchange dollars for marks.
2. You get DM 30,50.
3. How many dollars do you have?
4. Would you like a 10-mark bill or two 5-mark coins?
5. I cannot change five marks.

GUIDE FOR REVIEW

If you made any mistakes on Parts I, II, or III, repeat the exercises indicated below.

Part I	Questions 1-4:	Repeat Exercise 14.
	Questions 5-6:	Repeat Exercise 19.
Part II	Questions 1-5:	Repeat Exercises 15 and 16.
Part III	Questions 1-5:	Repeat Exercise 17.

If you made any mistakes on Parts IV, V, or VI, do the supplementary exercises indicated below.

Part IV	Questions 3-4:	Do Supplementary Exercise A.
	Questions 2, 6:	Do Supplementary Exercise B.
	Questions 1, 5:	Do Supplementary Exercise C.
Part V	Questions 1, 4:	Do Supplementary Exercise C.
	Questions 2-3:	Do Supplementary Exercise B.
	Question 5:	Do Supplementary Exercise A.
Part VI	Questions 1-2, 6:	Do Supplementary Exercise A.
	Questions 3-5, 7:	Do Supplementary Exercise B.

SUPPLEMENTARY EXERCISE A.

1. Cover the column on the right. Translate the German orally into English and check your translation by uncovering the right column one line at a time.

a. Können Sie eine Mark wechseln?	Can you change one mark?
b. Haben Sie Kleingeld?	Do you have small change?
c. Ich habe Kleingeld.	I have small change.
d. Ich kann 5 Mark wechseln.	I can change 5 marks.

2. Cover the column on the right. Orally translate the English into German, and check your translation by uncovering the right column one line at a time.

- | | |
|------------------------------|--------------------------------|
| a. I have small change. | Ich habe Kleingeld. |
| b. I can change 10 marks. | Ich kann zehn Mark wechseln. |
| c. Can you change 5 marks? | Können Sie fünf Mark wechseln? |
| d. Do you have small change? | Haben Sie Kleingeld? |

SUPPLEMENTARY SELF-EVALUATION QUIZ A

For each of the following situations, select the most appropriate German utterance. Check your selections with the key.

1. You want to ask someone if he can change a mark. What would you say?
 - A. Können Sie eine Mark wechseln?
 - B. Haben Sie Kleingeld?
 - C. Kann ich eine Mark bekommen?
2. You want to tell someone that you have small change. What would you say?
 - A. Ich möchte Kleingeld.
 - B. Ich kann eine Mark wechseln.
 - C. Ich habe Kleingeld.
3. You want to tell someone that you can change five marks. What would you say?
 - A. Ich kann vier Mark wechseln.
 - B. Ich habe fünf Mark.
 - C. Ich kann fünf Mark wechseln.

KEY.

1. A 2. C 3. C

SUPPLEMENTARY EXERCISE B.

1. Cover the column on the right. Translate the German orally into English and check your translations by uncovering the right column one line at a time.

- | | |
|---|---|
| a. Ich möchte Dollar umwechseln. | I would like to exchange dollars. |
| b. Wo ist die Wechselstube? | Where is the money exchange office? |
| c. Kann ich hier Dollar umwechseln? | Can I exchange dollars here? |
| d. Kann ich hier Dollar bekommen? | Can I get dollars here? |
| e. Wieviel Mark bekomme ich für einen Dollar? | How many marks do I get for one dollar? |
| f. Ich möchte 50 Dollar umwechseln. | I would like to exchange 50 dollars. |

2. Cover the column on the right. Orally translate the English into German, and check your translation by uncovering the right column one line at a time.

- | | |
|--|---|
| a. Where is the money exchange office? | Wo ist die Wechselstube? |
| b. I would like to exchange dollars. | Ich möchte Dollar umwechseln. |
| c. How many marks do I get for \$20? | Wieviel Mark bekomme ich für 20 Dollar? |
| d. Can I exchange dollars here? | Kann ich hier Dollar umwechseln? |
| e. I would like to exchange \$10. | Ich möchte 10 Dollar umwechseln. |
| f. Can I get dollars here? | Kann ich hier Dollar bekommen? |

SUPPLEMENTARY SELF-EVALUATION QUIZ B

For each of the following situations, select the most appropriate German utterance. Check your selections with the key.

1. You want to know what the rate of exchange is. What would you say?
 - A. Kann ich hier Dollar wechseln?
 - B. Ich möchte zehn Dollar in Mark.
 - C. Wieviel Mark bekomme ich für einen Dollar?
2. You want to tell someone that you'd like to exchange dollars. What would you say?
 - A. Ich möchte eine Mark wechseln.
 - B. Ich möchte Dollar umwechseln.
 - C. Kann ich hier Dollar bekommen?
3. You want to tell someone that you'd like \$30 in marks. What would you say?
 - A. Ich möchte 30 Dollar in Mark.
 - B. Ich möchte 30 Mark in Dollar.
 - C. Wieviel Mark bekomme ich für 30 Dollar?

KEY.

1. C 2. B 3. A

SUPPLEMENTARY EXERCISE C.

Cover the column on the right. Orally translate the German into English, and check your translation by uncovering the right column one line at a time.

- | | |
|-------------------------------------|--|
| a. Ich möchte Kleingeld haben. | I would like to have small change. |
| b. Ich kann eine Mark wechseln. | I can change a mark. |
| c. Ich möchte zum Bahnhof. | I would like to go to the railroad station. |
| d. Können Sie 20 Dollar umwechseln? | Can you exchange \$20? |
| e. Ich möchte Kleingeld. | I would like to have small change. |
| f. Ich möchte zur Wechselstube. | I would like to go to the money exchange office. |

SUPPLEMENTARY SELF-EVALUATION QUIZ C

For each of the following situations, select the most appropriate German utterance. Check your selections with the key.

1. You want to say that you would like to go to the money exchange office. What would you say?
 - A. Wo ist die Wechselstube?
 - B. Ich möchte Dollar.
 - C. Ich möchte zur Wechselstube.
2. You want to say that you would like some small change. How would you say it?
 - A. Ich möchte eine Mark wechseln.
 - B. Ich möchte Kleingeld.
 - C. Ich möchte zur Wechselstube.
3. You want to ask someone if he can exchange \$30. What would you say?
 - A. Können Sie dreizehn Dollar wechseln?
 - B. Können Sie dreißig Mark wechseln?
 - C. Können Sie dreißig Dollar umwechseln?

KEY.

1. C 2. B 3. C

UNIT 2

OBJECTIVES

- When you complete this unit, you will be able to:
- a. Understand official time.
 - b. Understand and say the days of the week.
 - c. Purchase a train ticket.
 - d. Ask for and understand information on train arrivals, departures, and boarding.
 - e. Understand the most common signs associated with train travel.

EXERCISES

IN THE STATION

Mike: One express train ticket to Bonn.

Official (f): First- or second-class?

Mike: Second-class, please. How much does it cost?

Official (f): DM 48,60 (48 marks 60). Here is your ticket.

Mike: Thank you. When does the next train leave?

Official (f): At 1430 from track 4.


Mike: Is that the train to Bonn?

Official (m): Yes, get on.

IM BAHNHOF




Mike: Einmal D-Zug nach Bonn.
 Beamtin: Erster oder zweiter Klasse?
 Mike: Zweiter Klasse, bitte. Wieviel kostet das?
 Beamtin: DM 48,60. Hier ist Ihre Fahrkarte.
 Mike: Danke. Wann fährt der nächste Zug ab?
 Beamtin: Um 14.30 Uhr von Gleis vier.



Mike: Ist das der Zug nach Bonn?
 Beamter: Ja, steigen Sie ein.

EXERCISE 14.



spoken:	um vierzehn	dreißig
written:	um 14.30	

- | | |
|-----------------|-----------------|
| 1. um 15.00 Uhr | (at 3:00 p.m.) |
| 2. um 15.30 Uhr | (at 3:30 p.m.) |
| 3. um 23.08 Uhr | (at 11:08 p.m.) |
| 4. um 2.10 Uhr | (at 2:10 a.m.) |
| 5. um 12.26 Uhr | (at 12:26 p.m.) |
| 6. um 16.52 Uhr | (at 4:52 p.m.) |
| 7. um 21.13 Uhr | (at 9:13 p.m.) |
| 8. um 10.06 Uhr | (at 10:06 a.m.) |
| 9. um 0.10 Uhr | (at 12:10 a.m.) |

EXERCISE 15.

- | | |
|----------|----------|
| 1. 16.30 | 5. 12.05 |
| 2. 07.45 | 6. 21.16 |
| 3. 18.10 | 7. 19.00 |
| 4. 17.51 | 8. 00.13 |

EXERCISE 16.

- | | |
|-----------------|-----------------|
| 1. um 11.32 Uhr | 4. um 0.58 Uhr |
| 2. um 7.45 Uhr | 5. um 21.00 Uhr |
| 3. um 15.25 Uhr | 6. um 18.06 Uhr |

EXERCISE 17.

Montag	Monday
Dienstag	Tuesday
Mittwoch	Wednesday
Donnerstag	Thursday
Freitag	Friday
Samstag (Sonnabend)	Saturday
Sonntag	Sunday

EXERCISE 20.

JULI 1978						
MO	DI	MI	DO	FR	SA	SO
					1	2
3	4	5	6	7	8	9

EXERCISE 21.

- Einmal D-Zug nach Bonn.
- Zweimal D-Zug nach Essen.
- Dreimal nach Augsburg.
- Viermal zweiter Klasse nach Hamburg.
- Einmal nach Frankfurt und zurück.
- Einmal nach Frankfurt hin und zurück.

Bonn

Essen

Augsburg

Hamburg

Frankfurt

7. Dreimal einfach nach München.

8. Hier ist die Fahrkarte.



9. Hier sind die Fahrkarten.



EXERCISE 25.

Wann [] der nächste Zug [] Bonn []
 Wann [] der nächste Zug [] München []

EXERCISE 26.

1. Kommt der Zug aus Bonn?
2. Fährt der Zug nach München?
3. Fährt Herr Müller nach Zürich?
4. Fahren Sie nach Köln? (Ich fahre nach Köln.)

5. Fährt der Zug nicht nach Bonn?
6. Wo fährt der Zug nach Hannover ab?
7. Wann fährt der nächste Bus zum Flughafen?
8. Wann kommt der nächste Zug aus Wien an?
9. Fährt Herr Müller erster Klasse?
10. Wann fahren Sie nach Bonn?

EXERCISE 29.

Ich fahre [REDACTED] nach München.

EXERCISE 30.

1. Der nächste Bus zur Kaserne fährt in 15 Minuten ab.
2. Der D-Zug aus Hamburg kommt um 18.16 Uhr an.
3. Die nächste Straßenbahn zum Bahnhof fährt in 5 Minuten ab.
4. Ich fahre Donnerstag nach Hannover.
5. Wann fährt der nächste Zug nach München ab?
6. Fährt die Straßenbahn zur Kaserne?
7. Bus Nummer 15 fährt nicht zum Flughafen.
8. Der Zug aus Frankfurt kommt nicht auf Gleis 5 an.

EXERCISE 33.

Steigen Sie in [REDACTED] Zug ein!

Sie können hier [REDACTED].

EXERCISE 34.

1. Kann ich hier einsteigen?
2. Wo kann ich einsteigen?
3. Wo kann ich in die Straßenbahn einsteigen?
4. Kann ich hier in den Zug einsteigen?


EXERCISE 37.

1. A: Einmal D-Zug nach München bitte. One express train ticket to Munich please.
 B: Erster oder zweiter Klasse? First- or second-class?
 A: Erster bitte. First please.
2. A: Zweimal D-Zug nach Hamburg bitte. Two express train tickets to Hamburg please.
 B: Einfach oder hin und zurück? One-way or round-trip?
 A: Hin und zurück bitte. Round-trip please.
3. A: Wann fährt der nächste Zug nach Nürnberg? When does the next train leave for Nuremberg?
 B: Um 13.45 Uhr. At 1345.
 A: Fährt der Zug von Gleis 3 ab? Does the train leave from track 3?
 B: Nein, der Zug fährt von Gleis 4 ab. No, the train leaves from track 4.
4. A: Fahren Sie Montag oder Dienstag nach München? Are you going to Munich on Monday or Tuesday?
 B: Ich fahre Mittwoch ab und komme Freitag zurück. I am leaving on Wednesday and returning on Friday.

5. A: Wann fährt der nächste Bus zum Flughafen?
B: In 10 Minuten.
A: Fährt der Bus von hier ab?
B: Nein, die Bushaltestelle ist 400 Meter geradeaus von hier.
6. A: Ich möchte zum Bahnhof fahren.
B: Sie können Bus Nummer 5 nehmen.
A: Wo kann ich einsteigen?
B: Sie können hier einsteigen.
7. A: Ich möchte nach Heidelberg fahren.
B: Der nächste Zug fährt in 45 Minuten ab.
A: Und wieviel kostet eine Fahrkarte zweiter Klasse?
B: DM 58,50.
A: Und erster Klasse?
B: DM 73,20.
8. A: Wann kommt der D-Zug aus Hamburg an?
B: Der Zug kommt um 14.45 Uhr an.
A: Danke sehr.
- When does the next bus go to the airport?
In 10 minutes.
Does the bus leave from here?
No, the bus stop is 400 meters straight ahead (of here).
I would like to go to the train station.
You can take bus no. 5.
Where can I get on?
You can get on here.
I would like to go to Heidelberg.
The next train leaves in 45 minutes.
And how much is a second-class ticket?
DM 58.50.
And first-class?
DM 73.20.
When does the express train from Hamburg arrive?
The train arrives at 1445.
Thank you very much.

EXERCISE 38.

1. Fahrkartenschalter ticket window
2. Auskunft information
3. Ankunft arrival
4. Abfahrt departure
5. Raucher smoking (allowed in compartments)
6. Nichtraucher no smoking (in compartments)
7. Speisewagen dining car
8. Toiletten restrooms
9. WC toilet
10. frei vacant
11. besetzt occupied
12. Verspätung delay



SELF-EVALUATION QUIZ

PART I.

You will hear the official way of telling time in German. Each time expression will be said twice. Write down what you hear. Check your answers with the key. If you made any mistakes, make a note of the item number, and continue to Part II. Start your tape again.

PART II.

You will have 14 situations explained to you in English. For each situation you will hear three German expressions. Select the one most appropriate to the situation. Check your answers with the key. If you made any mistakes, make a note of the question number, and go on to Part III. Start your tape now.

1. You want to know if a train you see is the train to Bonn. What would you say?
2. You are buying a train ticket and want to know how much the ticket costs. What would you say?
3. You want to buy one express train ticket to Bonn. What would you say?
4. You want to tell someone that you are going to Munich. What would you say?
5. You want to ask a German if he is going to Heidelberg. What would you say?
6. You want to know whether the train leaves from track 2. What would you say?
7. You want to know if the train leaves at 0900 hours. What would you say?
8. You want to know when the next train is leaving. What would you say?
9. You want to buy two one-way tickets to Munich. What would you say at the ticket window?
10. You want to tell someone that you are going to Frankfurt on Tuesday. What would you say?

11. You want to buy two round-trip tickets to Düsseldorf. What would you say?
12. You want to tell someone that you're leaving on Saturday. What would you say?
13. You want to ask when the train from Zurich arrives. What would you say?
14. You want to buy one second-class ticket to Frankfurt. What would you say?

PART III.

You will be given 12 directions in English. Say the appropriate sentence or question in German. When you hear "STOP," stop speaking and listen to the tape to check what you said. If you did not know what to say in the time provided, or if you made a mistake, make a note of the question number and go on to Part IV. Start the tape now.

1. Tell someone that you are going to Munich.
2. Ask a German if he is going to Heidelberg.
3. Say that you want to buy an express ticket to Bonn.
4. Ask how much the ticket costs.
5. Ask when the train is leaving.
6. Ask if the train leaves from track 2.
7. Ask if the train leaves at 0900 hours.
8. Ask if a train you see is going to Augsburg.
9. Say that you want to buy a second-class ticket to Munich.
10. Say that you are going to Munich on Wednesday.
11. Ask when the train from Bonn arrives.
12. Ask if you can get on the train.

PART IV.

You will hear five expressions in German. Each will be given twice. Select the correct English translation from the choices given below by writing A, B, or C on a sheet of paper. Start the tape again.

1. A. The ticket is 43 marks 20.
B. The ticket is 32 marks 40.
C. The ticket is 34 marks 20.
2. A. The next train from Frankfurt arrives in 10 minutes.
B. The next train to Frankfurt leaves in 10 minutes.
C. The next train to Frankfurt leaves at 1000.
3. A. The train to Munich leaves at 0700.
B. The train from Munich arrives at 1900.
C. The train to Munich leaves from track 7.
4. A. You cannot get on the bus here.
B. You can get on the bus here.
C. You can get on the bus at 0400.
5. A. The train leaves from track 2.
B. The train arrives in two minutes.
C. The train leaves in two minutes.

PART V.

In this part your ability to read German signs will be tested. Choose the German word that fits the English descriptions. Check your answer with the key. If you made any mistakes, review Exercises 40 and 41 in your book.

1. You see a sign telling you that you are not allowed to smoke. What does the sign say?
 - A. Raucher
 - B. Speisewagen
 - C. Nichtraucher
2. You see a posted schedule at a train station telling you about train departures. What does the heading say?
 - A. Abfahrt
 - B. Auskunft
 - C. Ankunft

3. You want to buy a train ticket. What sign are you looking for?
- A. Toiletten
 - B. Fahrkartenschalter
 - C. Speisewagen
4. You are on a train and you are looking for a dining car. What sign are you looking for?
- A. Speisewagen
 - B. Raucher
 - C. Auskunft
5. You see a sign on the train platform telling you that your train is delayed. What does the heading say?
- A. Ankunft
 - B. Verspätung
 - C. Auskunft

This is the end of the Self-evaluation Quiz. Check your answers and, if you made mistakes, consult the "Guide for Review." If you made no mistakes, go on to the next module.

KEY TO SELF-EVALUATION QUIZ

PART I.

- 1. 14 Uhr 40
- 2. 21 Uhr 15
- 3. 16 Uhr 07
- 4. 9 Uhr 33
- 5. 1 Uhr 50
- 6. 14 Uhr 45
- 7. 18 Uhr 30
- 8. 5 Uhr 24

PART IV.

- 1. C
- 2. A
- 3. C
- 4. B
- 5. C

PART II.

- | | |
|------|-------|
| 1. B | 8. A |
| 2. C | 9. C |
| 3. A | 10. C |
| 4. B | 11. C |
| 5. C | 12. B |
| 6. A | 13. A |
| 7. C | 14. C |

PART V.

- 1. C
- 2. A
- 3. B
- 4. A
- 5. B

GUIDE FOR REVIEW

If you missed a question on any of the parts listed below, do the exercises indicated.

Part I	Questions 1-8:	Do Supplementary Exercise A.
Part II	Questions 1, 4-8,	Do Supplementary Exercise B.
	13:	
	Questions 2-3, 9,	Do Supplementary Exercise C. Review Exercises 17 and 20.
	11, 14:	
Questions 10, 12:		
Part III	Questions 1-2,	Do Supplementary Exercise B.
	5-8,	
	11-12:	Do Supplementary Exercise C. Review Exercises 17 and 20 and do Supplementary Exercise A.
	Questions 3-4, 9:	
Question 10:		
Part IV	Question 1:	Do Supplementary Exercise C.
	Questions 2-5:	Do Supplementary Exercise B.
Part V	Questions 1-5:	Review Exercise 38.

SUPPLEMENTARY EXERCISE A.

Cover the column on the right. Say the times indicated in the left column by numbers, then uncover the right column one line at a time to check if what you said was correct.

a. 14.30	vierzehn Uhr dreißig
b. 21.07	einundzwanzig Uhr sieben
c. 16.15	sechzehn Uhr fünfzehn
d. 9.34	neun Uhr vierunddreißig
e. 1.55	ein Uhr fünfundfünfzig
f. 18.30	achtzehn Uhr dreißig
g. 5.10	fünf Uhr zehn

Now translate into German:

- | | |
|---|---|
| a. The train leaves at 1630 hours. | Der Zug fährt um sechzehn Uhr dreißig ab. |
| b. I would like to leave at 1710 hours. | Ich möchte um siebzehn Uhr zehn abfahren. |
| c. I want to leave Wednesday. | Ich will Mittwoch abfahren. |

If you still have difficulty understanding German numbers, you may want to review Module II, Unit 2. If you think you are ready, take Supplementary Self-evaluation Quiz A.

SUPPLEMENTARY SELF-EVALUATION QUIZ A

PART I.

Read the following time expressions aloud; then write down the time in numbers. After you've finished, check with the key.

1. fünfzehn Uhr dreißig
2. zweiundzwanzig Uhr zehn
3. acht Uhr fünfundvierzig
4. dreizehn Uhr fünfzig
5. sechs Uhr sieben
6. neunzehn Uhr zwanzig

KEY.

- | | |
|----------|----------|
| 1. 15.30 | 4. 13.50 |
| 2. 22.10 | 5. 06.07 |
| 3. 08.45 | 6. 19.20 |

PART II.

Cover the right column, and say the English sentences in German. Check what you said by uncovering the right column one sentence at a time.

- | | |
|---|---|
| 1. The train leaves at 1430 hours. | Der Zug fährt um vierzehn Uhr dreißig ab. |
| 2. I want to leave at 1800 hours. | Ich will um achtzehn Uhr abfahren. |
| 3. I would like to leave Wednesday at 2115 hours. | Ich möchte Mittwoch um einundzwanzig Uhr fünfzehn abfahren. |

If you made no mistakes and do not have to do any other supplementary exercises, you may proceed to Module V. If you did make mistakes, review Supplementary Exercise A.

SUPPLEMENTARY EXERCISE B.

1. For each of the following select the appropriate German expression. Check your selections with the key.

- a. You want to tell someone that you are going to Dortmund.
(1) Fahren Sie nach Dortmund?
(2) Ich fahre nach Dortmund.
- b. You want to know when the train is leaving.
(1) Wann fährt der Zug ab?
(2) Wo fährt der Zug ab?
- c. You want to know if the train is going to Essen.
(1) Fährt der Zug nach Essen?
(2) Wo fährt der Zug nach Essen ab?
- d. You want to know if the train is leaving from track 12.
(1) Fährt der Zug von Gleis zwei ab?
(2) Fährt der Zug von Gleis zwölf ab?
- e. You want to know where the next train leaves.
(1) Wann fährt der nächste Zug ab?
(2) Wo fährt der nächste Zug ab?
- f. You want to know when the train from Cologne arrives.
(1) Wann kommt der Zug aus Köln an?
(2) Wann fährt der Zug nach Köln ab?
- g. You want to know if you can get on the train.
(1) Kann ich in den Zug einsteigen?
(2) Wo kann ich in den Zug einsteigen?

KEY.

- a. (2) b. (1) c. (1) d. (2) e. (2) f. (1) g. (1)

If you made no mistakes, go on to the next part.

2. Cover the German sentences and say the English sentences aloud in German. Check yourself by uncovering the German sentences one at a time.

- | | |
|--|----------------------------------|
| a. I am going to Munich. | Ich fahre nach München. |
| b. Is the train going to Frankfurt? | Fährt der Zug nach Frankfurt? |
| c. Is the train leaving from track 3? | Fährt der Zug von Gleis drei ab? |
| d. Where is the next train leaving? | Wo fährt der nächste Zug ab? |
| e. Are you going to Stuttgart? | Fahren Sie nach Stuttgart? |
| f. Is the train leaving at 1800? | Fährt der Zug um 18.00 Uhr ab? |
| g. When does the next train leave? | Wann fährt der nächste Zug ab? |
| h. When does the train from Bonn arrive? | Wann kommt der Zug aus Bonn an? |

Do this exercise until you can say the German sentences without hesitation.

3. Cover the column on the right and translate. Then check your translations by uncovering the right column one line at a time.

- | | |
|--------------------------------------|------------------------------------|
| a. Wann kommt der Zug an? | When does the train arrive? |
| b. Ist das der Zug nach Gießen? | Is that the train to Gießen? |
| c. Ich fahre nach Wiesbaden. | I am going to Wiesbaden. |
| d. Fährt der Zug von Gleis fünf ab? | Does the train leave from track 5? |
| e. Steigen Sie bitte in den Zug ein. | Please, get on the train. |

- | | |
|--------------------------------------|------------------------------------|
| f. Der Zug fährt um 15.20 Uhr ab. | The train leaves at 1520 hours. |
| g. Wo fährt der nächste Zug ab? | Where is the next train leaving? |
| h. Sie können in den Zug einsteigen. | You can board the train. |
| i. Der Zug nach Bonn fährt ab. | The train to Bonn is leaving. |
| j. Der Zug fährt von Gleis neun ab. | The train is leaving from track 9. |

If you think you are ready, take Supplementary Self-evaluation Quiz B.

SUPPLEMENTARY SELF-EVALUATION QUIZ B

PART I.

For each of the following English sentences, select the correct German translation. On a sheet of paper write down A, B, or C. Then check with the key.

1. When is the train leaving?
 - A. Fährt der nächste Zug ab?
 - B. Wann fährt der Zug ab?
 - C. Wo fährt der Zug ab?
2. Is the train going to Bonn?
 - A. Fährt der Zug nach Bonn?
 - B. Ich fahre nach Bonn.
 - C. Wo fährt der Zug nach Bonn ab?
3. Is the train leaving from track 13?
 - A. Fährt der Zug auf Gleis dreizehn ein?
 - B. Fährt der Zug von Gleis dreißig ab?
 - C. Fährt der Zug von Gleis dreizehn ab?

4. Where is the next train leaving (departing) from?
- A. Wo fährt der nächste Zug ab?
 B. Wann fährt der nächste Zug ab?
 C. Fährt der nächste Zug ab?
5. When does the train from Stuttgart arrive?
- A. Wann fährt der Zug nach Stuttgart ab?
 B. Wann kommt der Zug aus Stuttgart an?
 C. Wo kommt der Zug aus Stuttgart an?

KEY.

1. B 2. A 3. C 4. A 5. B

PART II.

Cover the right column and say the English sentences aloud in German. Check yourself by uncovering the right column one sentence at a time.

- | | |
|-------------------------------------|--------------------------------|
| 1. Is the train going to Augsburg? | Fährt der Zug nach Augsburg? |
| 2. Are you going to Gießen? | Fahren Sie nach Gießen? |
| 3. When does the next train leave? | Wann fährt der nächste Zug ab? |
| 4. Is the train leaving at 1700? | Fährt der Zug um 17 Uhr ab? |
| 5. Where is the next train leaving? | Wo fährt der nächste Zug ab? |

PART III.

Cover the right column and translate the German sentences into English. Check yourself by uncovering the right column one sentence at a time.

- | | |
|--------------------------------------|-------------------------------|
| 1. Der Zug nach Bonn fährt ab. | The train to Bonn is leaving. |
| 2. Steigen Sie bitte in den Zug ein. | Please get on the train. |

- | | |
|---|---------------------------------|
| 3. Der Zug fährt um acht Uhr zehn ab. | The train leaves at 0810. |
| 4. Der Zug fährt von Gleis vierzehn ab. | The train leaves from track 14. |
| 5. Sie können in den Zug einsteigen. | You can get on the train. |

If you made no mistakes and do not have to do any other supplementary exercises, you may proceed to Module V. If you did make mistakes, review Supplementary Exercise B.

SUPPLEMENTARY EXERCISE C.

1. For each of the following select the appropriate German expression. Check your selections with the key.

- a. You want one express ticket to Heidelberg.
 (1) Einmal erster Klasse nach Heidelberg.
 (2) Einmal D-Zug nach Heidelberg.
- b. You want to know how much the ticket costs.
 (1) Wieviel kostet die Fahrkarte?
 (2) Wo ist die Fahrkarte?
- c. You want two round-trip tickets to Cologne.
 (1) Zweimal einfach nach Köln.
 (2) Zweimal nach Köln und zurück.
- d. You want three first-class tickets to Vienna.
 (1) Dreimal erster Klasse nach Wien.
 (2) Dreimal D-Zug nach Wien.
- e. You want a one-way ticket to Saarbrücken.
 (1) Einmal erster Klasse nach Saarbrücken.
 (2) Einmal einfach nach Saarbrücken.
- f. You want one second-class ticket to Munich.
 (1) Zweimal einfach nach München.
 (2) Einmal zweiter Klasse nach München.

KEY.

- a. (2) b. (1) c. (2) d. (1) e. (2) f. (2)

2. Cover the column on the right and translate. Then check your translations by uncovering the right column one line at a time.

- | | |
|----------------------------------|-------------------------------------|
| a. Wieviel kostet die Fahrkarte? | How much does the ticket cost? |
| b. Zweimal D-Zug nach Mainz. | Two express train tickets to Mainz. |

- | | |
|---|--|
| c. Zweimal einfach nach Wien. | Two one-way tickets to Vienna. |
| d. Dreimal erster Klasse nach Hannover. | Three first-class tickets to Hannover. |
| e. Einmal nach Saarbrücken und zurück. | One round-trip ticket to Saarbrücken. |
| f. Die Fahrkarte kostet DM 27,20. | The ticket costs 27 marks 20. |

3. Cover the column on the right and translate. Then check your translations.

- | | |
|--|--------------------------------------|
| a. Two express train tickets to Zurich. | Zweimal D-Zug nach Zürich. |
| b. One second-class ticket to Nuremberg. | Einmal zweiter Klasse nach Nürnberg. |
| c. Three one-way tickets to Bremen. | Dreimal einfach nach Bremen. |
| d. How much does the ticket cost? | Wieviel kostet die Fahrkarte? |
| e. One round-trip ticket to Cologne. | Einmal nach Köln und zurück. |

SUPPLEMENTARY SELF-EVALUATION QUIZ C

PART I.

For each of the following situations, select the most appropriate German utterance.

1. You want to buy two one-way tickets to Munich. What would you say?
 - A. Einmal zweiter Klasse nach München.
 - B. Zweimal D-Zug nach München.
 - C. Zweimal einfach nach München.

2. You want to know how much a ticket costs. What would you say?
- A. Ist das die Fahrkarte?
 - B. Wieviel kostet die Fahrkarte?
 - C. Wo ist die Fahrkarte?
3. You want to buy one second-class, round-trip ticket. What would you say?
- A. Einmal erster Klasse und zurück.
 - B. Zweimal einfach zweiter Klasse.
 - C. Einmal zweiter Klasse und zurück.
4. You want to buy two express tickets to Bonn. What would you say?
- A. Zweimal D-Zug nach Bonn.
 - B. Einmal zweiter Klasse nach Bonn.
 - C. Zweimal nach Bonn und zurück.

KEY.

1. C 2. B 3. C 4. A

PART II.

Cover the German sentences and say the English sentences aloud in German. Check yourself by uncovering the German sentences one at a time.

- | | |
|---|---|
| 1. How much does the ticket cost? | Wieviel kostet die Fahrkarte? |
| 2. One express ticket to Munich. | Einmal D-Zug nach München. |
| 3. Two one-way tickets to Bonn. | Zweimal einfach nach Bonn. |
| 4. One round-trip ticket to Heidelberg, please. | Einmal nach Heidelberg und zurück, bitte. |

If you made no mistakes and do not have to do any other supplementary exercises, you may proceed to Module V. If you did make mistakes, review Supplementary Exercise C.

VOCABULARY

abfahren fährt ... ab	to leave, depart (by train, streetcar, bus, car) leaves, departs
die Abfahrt	departure
ankommen ich komme ... an	to arrive I arrive
die Ankunft	arrival
aus	from
die Auskunft	information
der Beamte	official
die Beamtin	female official
bekommen ich bekomme Sie bekommen	to get, receive I get you get
besetzt	occupied
Dienstag (Di)	Tuesday
DM	Deutsche Mark (abbreviation for German mark)
der Dollar für einen Dollar	dollar for one dollar
Donnerstag (Do)	Thursday
dreimal dreimal nach Bonn	three times three tickets to Bonn
der D-Zug	express train
einfach	one-way
einmal	once

einsteigen Steigen Sie ein.	to get on, get in, board Get in, get on, board.
er	it (for Zug)
fahren fährt fährt ... ab	to go (by train, streetcar, bus, car) goes departs, leaves
die Fahrkarte	train ticket
der Fahrkartenschalter	ticket window
Freitag (Fr)	Friday
der Fünzigmarkschein	50-mark bill
das Geld	money
das Geldstück	coin
das Gleis	track (at a train station)
haben ich habe haben Sie?	to have I have do you have?
halb	half
hin und zurück	round-trip
im.	in the
die Klasse erster Klasse zweiter Klasse	class first-class second-class
das Kleingeld	small change
kostet Wieviel kostet das?	costs How much does it cost?

die Mark	mark (German currency)
der Markschein	mark bill
die Markscheine	mark bills
das Markstück	mark coin
die Markstücke	mark coins
Mittwoch (Mi)	Wednesday
Montag (Mo)	Monday
nach	to (a place, country, city)
nächste	next
Nichtraucher	no smoking, no smoking section
der Pfennig	Pfennig (100 = one mark)
das Pfennigstück	Pfennig coin
die Pfennigstücke	Pfennig coins
Raucher	smoking allowed, smoking section
Samstag (Sa)	Saturday
der Schein	bill (money)
der Markschein	mark bill
die Markscheine	mark bills
Sonnabend (Sa)	Saturday
Sonntag (So)	Sunday
der Speisewagen	dining car
Steigen Sie ein.	Get in, get on, board.
die Toilette	toilet, restroom
die Toiletten	toilets, restrooms

um	at
um 2 Uhr	at 0200 hours
umwechseln	to exchange
die Verspätung	delay
viermal	four times
wann	when
WC	restroom, toilet
wechseln	to change
die Wechselstube	money exchange office
in der Wechselstube	in the money exchange office
Wien	Vienna
wieviel	how much
Wieviel Uhr?	What time?
der Zug	train
zurück	back
hin und zurück	round-trip
zweimal	twice