

SOLT I German Module 1 Lesson 5

Student Manual



Personal Characteristics

At the end of this lesson you will be able to talk about personal and physical characteristics and emotional states of people. In order to achieve this objective you will:

Identify Physical Traits of People

- Describe characteristics of an individual
- Identify stereotypes of the people in Germany
- Express emotions

Finding Romance!



You have noticed a distinct change in your German counterpart recently. He has a dreamy look in his eyes and smiles a lot!

- SSG Chris Johnson:** Wolfgang, was hast du?
Feldwebel Hans Huber: Ich bin verliebt, Chris! Sie ist wunderbar.
Chris: Aha! Darum bist du immer fröhlich.
Hans: Sie ist so schön. Sie hat lange braune Haare und grüne Augen.
Chris: Wie heißt sie denn?
Hans: Sie ist nicht zu schlank und nicht zu klein. Sie ist perfekt.
Chris: Ich freue mich für dich. Wie heißt sie?
Hans: Ich bin so verwirrt! Liebt sie mich auch?
Chris: Du bist nett und nicht häßlich. Sie liebt dich!
Hans: Sie heißt Gerda!

What is the theme of this conversation? Whom does it involve? What do you think would be the next step for Hans? Discuss these possible answers with your partner, in German, and then compare them in class.

Identify Physical Traits of People - U.S. versus German mentality

When asked about the typical US and German mentalities, many people consider Americans to have a “naive optimism,” while Germans are said to have a “deliberate, hesitant pessimism.” Of course, this is an extreme simplification and it will be up to you to decide if you agree with this statement or not. Getting to know Germans on a more personal level may give you a completely different impression of the German people.

Gefühle (Emotions)



fröhlich
happy



traurig
sad



wütend
mad, angry



verliebt
in love



gelangweilt
bored



verwirrt
confused



ängstlich
scared



verzweifelt
desperate

Körperbau (Physique)



dick (overweight)



dünn, schlank
(thin, skinny)



groß - klein
(tall) (short)

Körpermerkmale (Physical Traits)

A. Haarfarbe (hair color)



blondes Haar
(blond hair)



braunes Haar
(brown hair)



rotes Haar
(red hair)



schwarzes Haar
(black hair)



kahlköpfig
(bald)

B. Augenfarbe (eye color)



blaue Augen (blue eyes)



braune Augen (brown eyes)



grüne Augen (green eyes)

B. Gesichtsbehaarung (facial hair)



Schnurrbart
(mustache)



Vollbart
(beard)

C. Andere Besondere Merkmale im Gesicht (Other Important Facial Features)



Brille
(glasses)



Falten
(wrinkles)



Narbe
(scar)



Muttermal
(mole)

Exercise 1 (Group Exercise)



Hogan's Heroes displays some of the most common ideas and stereotypes Americans have of Germans. As a group, try to list some of the stereotypes from the show. Make a list of stereotypes that you might have of Germans, and share it with the class.

Exercise 2 (Group Exercise)

Write down a physical description of yourself. The instructor collects all the descriptions and reads them loud in class. Guess which description goes with which student.

Exercise 3 (Pair Exercise)

Try to think of a situation in the past in which you experienced a very strong emotion. Describe this situation to your partner in German and have him/her guess which kind of emotion you felt. Reverse roles.

Exercise 4

Study the pictures below and write down all the possible emotions that might be displayed in each picture. Compare your answers with those of your classmates.



Exercise 5

Your instructor will read descriptions of three people. Listen carefully to all the details, and write the descriptions down. Compare your notes with those of your classmates.

Exercise 6 (Pair Exercise)

Imagine you have just witnessed a burglary. Your partner, the police officer, asks you about the physical appearance of the burglar. Choose one of your classmates as the burglar and describe him/her in as much detail as possible so your partner can “arrest” the correct person. Use the words below as a guideline for your questioning.

Alter	Haarfarbe
groß/klein	besondere Merkmale
dick/dünn	Augenfarbe

Exercise 7 (Group Exercise)

Form two groups. Each group comes up with six famous people that have exceptional physical traits, e.g. Arnold Schwarzenegger = big muscles, Carrot Top = bright red hair, etc. Describe your celebrities to the other group in as much detail as possible. The group whose description leads to the other group is guessing the correct person gets a point.

Exercise 8 (Group Exercise)

Play charades. The instructor will hand out flashcards expressing different emotions. Each student acts out the emotion shown on his/her card while the other students have to guess the expressed emotion.

Beispiel: Du bist traurig!
 Du bist wütend!

Prepositions

In Lesson 3 you have already learned some of the most common German prepositions. These prepositions demonstrated the relationship between people and/or things. They also demonstrated the position (local – örtlich), time (temporal – Zeit kennzeichnend), type (modal – Art und Weise kennzeichnend), or reason (kausal – begründend) of a certain activity. As the lessons continue, you will learn more German prepositions. Some of these prepositions are often combined with the article that follows them.

an dem	→ am	Am Montag gehen wir in die Schule. On Monday we go to school.
bei dem	→ beim	Er ist beim Konzert. He is at the concert.
in das	→ ins	Wir gehen ins Schwimmbad. We are going to the swimming pool.
in dem	→ im	Er ist im Garten. He is in the garden.
durch das	→ durchs	Sie geht durchs Zimmer. She is going through the room.
hinter dem	→ hinterm	Der Garten ist hinterm Haus. The garden is behind the house.
von dem	→ vom	Das ist vom Onkel. This is from the uncle.
zu dem	→ zum	Wir gehen zum Essen in das Restaurant We are going to the restaurant to eat.
zu der	→ zur	Ihr geht zur Feier. You are going to the party.

Adjectives

Adjectives describe people and things, and they usually change their cases according to the noun with which they are connected. German grammar has two types of adjectives: Adjectives with weak (non-significant) endings and adjectives with strong (significant) endings. The change of case, therefore, also depends on the type of adjective.

Weak endings

They indicate nothing about the gender or case of the noun the adjective modifies, and they generally appear in the following three instances:

1. a definite article precedes the adjective
2. a indefinite article with modified ending precedes the adjective
3. a pronoun with modified ending precedes the adjective

In which case the adjectives are modified as follows:

	Masculine	Feminine	Neuter	Plural
Nominative	-e	-e	-e	-en
Accusative	-en	-e	-e	-en
Dative	-en	-en	-en	-en
Genitive	-en	-en	-en	-en

Beispiele:

Der **große** Mann sitzt im Auto
The **tall** man is sitting in the car.

Die **kleinen** Kinder sind auf dem Spielplatz.
The **small** children are at the playground.

Strong endings

They indicate the gender and case of the noun the adjective modifies, and they generally appear in the following two instances:

1. no article, pronoun, or number precedes the adjective
2. an indefinite article, pronoun, or number without modified ending precedes the adjective

In which cases the adjectives are modified as follows:

	Masculine	Feminine	Neuter	Plural
Nominative	-er	-e	-es	-e
Accusative	-en	-e	-es	-e
Dative	-em	-er	-em	-en
Genitive	-en	-er	-en	-er

Beispiele:

Zwei **neue** Schüler fehlen heute.
Two **new** students are missing today.

Exercise 1

Replace the following articles and prepositions with the correct article/preposition combination.

1. Sie hat eine Narbe an dem Hals.

2. Er ist im Moment bei dem Mittagessen.

3. Er hat ein Muttermal in dem Gesicht.

4. Er kommt heute zu dem Abendessen.

5. Wir gehen durch das Museum.

Exercise 2

Fill the blanks with the correct adjective endings.

1. Das braun_____ Haus ist neben dem weiß_____ Haus.

2. Die groß_____ Schuhe gehören Werner.

3. Eine klein_____ Blume steht an der Straße.

4. Zwei neu_____ Autos stehen vor der Garage.

ängstlich		scared
arbeiten		to work
aufgeschlossen		open-minded
Augen, die		eyes
Bauch, der	die Bäuche	belly
Bein, das	die Beine	leg
blond		blond
Brille, die	die Brillen	glasses
dick		corpulent, overweight
dünn		thin
eng		tight, narrow
Falte, die	die Falten	wrinkle
fröhlich		happy
Gefühl, das	die Gefühle	emotion
gelangweilt		bored
Gesicht, das	die Gesichter	face
Haar, das	die Haare	hair
Hals, der	die Hälse	throat
Hand, die	die Hände	hand
häßlich		ugly
immer		always
irritieren / irritierbar		to irritate / irritable
jung		young
kahlköpfig		bald
Kinn, das	die Kinne	chin
Körper, der	die Körper	body
lang		long
Merkmal, das	die Merkmale	feature, trait
muskulös		muscular
Muttermal, das	die Muttermale	mole
Narbe, die	die Narben	scar
nass		wet
Pferdeschwanz, der	die Pferdeschwänze	ponytail
ruhig		quiet
Schnurrbart, der	die Schnurrbärte	mustache
traurig		sad
trocken		dry
verliebt		in love
verwirrt		confused
verzweifelt		desperate
Vollbart, der	die Vollbärte	beard
wütend		mad, angry, furious



Supplemental Vocabulary

arrogant		arrogant
athletisch		athletic
Augenbraue, die	die Augenbrauen	eyebrow
Clown, der	die Clowns	clown
deprimiert		depressed
Diamantene Hochzeit, die	die Hochzeiten	diamond wedding anniversary
elegant		elegant
fleißig		hard-working
fröhlich		cheerful
Fußball, der	die Fussbälle	soccer, soccerball
Geldbeutel, der	die Geldbeutel	wallet
Gips, der	-no plural-	cast
groß		tall
großzügig		generous
heiraten		to get married
hochstecken		to put up (hair)
Hut, der	die Hüte	hat
Kleidung, die		clothing
Kondition, die	die Konditionen	condition, shape
kreativ		creative
künstlich		artistic
Lippenstift, der	die Lippenstifte	lipstick
Moment, der	die Momente	moment
Museum, das	die Museen	museum
nett		nice
Ohrring, der	die Ohrringe	earring
Persönlichkeit, die		character, personality
Pflaster, das	die Pflaster	band-aid
Regen, der	die Regenfälle	rain
schon		already
schön		pretty, nice
Schuhe, die		shoes
schulterlang		shoulder length
seit		since
Seite, die	die Seiten	side
umziehen		to move (from one living area to another)
verlieren		to lose
Zirkus, der	die Zirkuse	circus
zu		too

Some of the typical stereotypes of Germans

Lederhosen und Dirndl

When Americans imagine German clothing, they usually think of a typical “Heidi”-scene in which the woman is wearing a *Dirndl* and the man is wearing a *Lederhosen*. However, clothing in Germany is very much like that in the US. The typical traditional costumes described above are only worn in Bavaria, which is located in Southern Germany. This type of clothing is usually worn on special occasions or during festivities.



Bureaucracy and Orderliness

German bureaucracy is not a myth. There seem to be rules and regulations for everything and of course, each regulation is implemented by a different department. There seem to be thousands and thousands of bureaus, offices and departments, which all produce a never ending paper trail. However, this thoroughness also means that most things are done properly – the first time around.

Punctuality

In Germany punctuality is considered a virtue. If you have an appointment with a German, you can usually adjust your watch after the appearance time. So, when you invite Germans over to your house, you can expect them to be on your doorstep at exactly the time for which you had invited them. Therefore, make sure to be on time if you get invited. The only place where you might catch a German being late is at the university. All German universities have a time period called “akademische Viertelstunde” (academic quarter), which means that the students are allowed to arrive up to 15 minutes late for the lecture and still be considered to be on time.

Bratwurst and Sauerkraut

Yes, Germans do eat Bratwurst and Sauerkraut, but they do not play as important a role in the German diet as Americans think. Because they are cheap and easy to eat, just like our hot dogs, Bratwürste are usually sold at snack stands or booths during traditional festivities.





Tip of the Day

Foreigners often get the impression that Germans are rather rude, but actually they are just very direct. A German will usually let you know what he/she thinks either through his/her words or through his/her mannerism. The German language often also sounds very harsh and strict to foreigners, which may also give the impression of rudeness. Once you have mastered the language and personally get to know Germans, you will find out that most of them are very friendly and hospitable people.

Identify Physical Traits of People

Activity 1 (Group Activity)

Each student describes another student from class by describing what he/she is NOT or does NOT look like. The student who first guesses the described person gets to go next. Include the instructor in your description.

Beispiel: Er ist nicht groß.
Sein Haar ist nicht braun oder rot.
Er ist nicht leicht irritierbar.

Activity 2 (Pair Activity)

Imagine you have to meet your German contact in front of the town hall in Munich. It's a busy place, and you don't know what he/she looks like, so your superior gives you a description of him/her. One of you plays the role of the superior and chooses one of the pictures below. Describe it to your partner, so he/she can identify his/her counterpart.



Activity 3

Listen to the descriptions of the three people's emotional states. Write down what emotions they are feeling and why they are feeling that way. Compare your answer with those of the class.

Karin: _____


Lars: _____

Stefan: _____

Activity 4

Which words (nouns and adjectives) would you associate with each of the pictures below?







Activity 5 (Group Activity)

Make a list of physical stereotypes that are associated with the following nationalities:

- German
- American
- Italian
- French

Discuss your list in class and see if any of the stereotypes overlap. What might be some of the reasons that there are overlapping stereotypes?

Activity 6

Write down the opposites of the adjectives below and build a sentence containing the opposite word. Share your sentences with the class.

- 1. groß _____
- 2. traurig _____
- 3. dünn _____
- 4. alt _____

Activity 7 (Pair Activity)

Describe at least two of your family members to your partner without mentioning the title of the person. Describe them in as much detail as possible (age, facial features, etc) so that your partner can guess which family member you are describing.

Activity 8

Study the newspaper announcement below and choose the matching adjective.

Herzlichen Glückwunsch zur Diamantenen Hochzeit!!

Am 14. September 2001 haben Maria und Franz Müller ihre Diamantene Hochzeit gefeiert. Wir wollen ihnen recht herzlich gratulieren!



- a. traurig
- b. verzweifelt
- c. wütend
- d. fröhlich

Identify Physical Traits of People

Activity 1 (Pair Activity)

You and your partner play a question and answer game in German. One of you chooses a person in class, which your partner has to ask questions of regarding the person's physical and mental traits in order to guess the correct person. Summarize (in German) the activity to the class.

Beispiel: A: Hat er rotes Haar? (Does he have red hair?)
 B: Nein, er hat kein rotes Haar. (No, he doesn't have red hair.)

Activity 2 (Group Activity)

Each picture below shows people of different nationalities. Three of the pictures show Germans. Try to figure out which of the pictures display German people and analyze if this identification was made due to a stereotype.



Activity 3

Your instructor will describe the three people below. However, each picture is missing one item mentioned by your instructor. Complete each picture with the additional item.



Activity 4

Complete the following sentences with the correct preposition-article contraction.

1. Er hat einen Gips _____ (on the) Bein.
2. Sie hat ein Pflaster _____ (in the) Gesicht.
3. Das Haar ist naß _____ (from the) Regen.
4. Ich bin _____ (at the) Abendessen.

Activity 5 (Group Activity)

The class is split into two groups and each group must come up with a fictitious suspect. Write down exactly what the suspect looks like, and draw his/her picture on a piece of paper. While you are describing your suspect to the other team, they will have to draw him/her. Compare their finished picture with your drawing.

Activity 6 (Group Activity)

The instructor will hand out flashcards with each of the students' name. Each student takes on the identity of the student whose name he/she named on his flashcard and gives the rest of the class some information about him/herself.

Activity 7

Listen to the following paragraph and write down as many adjectives as you remember. Afterwards, compare your words with the words the instructor writes on the board.

Activity 8

Give a thorough description of the following picture. Use as many descriptive adjectives as possible. Use your dictionary, if necessary. Compare your description with those of your classmates.





Activity 1

Listen to the two mothers talk about their children and write down their descriptions. Prepare to compare your answers with those of your classmates tomorrow in class.

Klaus:

Claudia:

Activity 2

Fill in the blanks with the correct adjectives.

1. Peter hat einen _____ Hund. Er ist nicht sehr klein.
2. Sabine ist sehr _____. Sie ist nicht häßlich.
3. Markus hat _____ Füße. Seine Füße sind nicht groß.
4. Tanja ist sehr _____. Sie ist nicht fröhlich.

Activity 3

Try to guess the meaning of these phrases. You will share the activity with your peers tomorrow in class.

1. Meine Schwester macht mich oft ganz wütend!
2. Ich bin verzweifelt! Wo ist mein Autoschlüssel?
3. Sie heißt Anja, und mein Bruder ist in sie verliebt!
4. Unsere Lehrerin ist heute sehr traurig! Ihre Großmutter lebt nicht mehr!
5. "Fröhliche Weihnachten und ein glückliches Neues Jahr!"
6. Sein kleiner Bruder wird beim Testschreiben immer sehr ängstlich!
7. Am Wochenende sitzen wir manchmal gelangweilt zu Hause.

1. _____
2. _____
3. _____
4. _____
5. _____
6. _____
7. _____

 **Activity 4**

Listen to the description of the three couples and choose the correct match from column A and B.

A	B
1. 	a. 
2. 	b. 
3. 	c. 

Activity 5

Use the preposition chart on page 125 to help you complete the following exercise. Write these phrases in German and pay special attention to the words in **bold**.

1. They are already **at the** museum.

2. The circus is **in the** city.


3. Are you going **to the** soccer game (Fußballspiel) tomorrow?

4. I have money **in the** wallet!

5. He is standing **in the** rain!

Activity 6

Prepare a “Wanted” poster of yourself to post on a board in class. Follow the outline below.



Name:
Hair Color:
Eye Color:
Other facial features:
Stature:
Character Description
Emotion: