

GERMAN

Course Supplement

Basic Structures

Module 14


Adjective Endings after "Der" Words

Prerequisite Modules:

Modules 6, 9, 10, 11

January 1975

DEFENSE LANGUAGE INSTITUTE  
FOREIGN LANGUAGE CENTER



Adjective Endings after "Der" Words

In this module, you will learn the forms and uses of predicate adjectives and of descriptive adjectives used after "der" words. The module contains the following sections:

1. Predicate Adjectives
2. Descriptive Adjectives (Nominative Singular)
3. Descriptive Adjectives (Accusative Singular)
4. Descriptive Adjectives (Dative Singular)
5. Descriptive Adjectives (Plural of Nominative, Accusative, and Dative Cases)
6. Descriptive Adjectives in Appositions

## 1. Predicate Adjectives

You are already familiar with the term adjective, and know a great number of adjectives in English ("green," "brown," "hot," "cold," "friendly," "tired," "interesting," "pretty," and so forth).

A basic characteristic of adjectives, in both English and German, is the fact that they serve to tell the listener or reader something about the characteristics or the state of being of the words to which they refer.



It will first be necessary for you to learn to recognize predicate adjective constructions. Listen to and repeat the following examples:

1. Das Mädchen ist schön.  
(The girl is beautiful.)
2. Die Männer sind alt.  
(The men are old.)
3. Er ist krank.  
(He is sick.)
4. Ich werde sehr müde.  
(I am getting very tired.)
5. Bleiben Sie gesund!  
(Stay well!)

Listen to and repeat the following sentences, noticing the English translations.

1. Der Lehrer ist freundlich.  
(The teacher is friendly.)
2. Seine Mutter ist freundlich.  
(His mother is friendly.)
3. Das Mädchen ist freundlich.  
(The girl is friendly.)
4. Der Film ist interessant.  
(The film is interesting.)
5. Die Zeitschrift ist interessant.  
(The magazine is interesting.)
6. Das Buch ist interessant.  
(The book is interesting.)
7. Der Kaffee wird kalt.  
(The coffee is getting cold.)
8. Die Milch wird kalt.  
(The milk is getting cold.)
9. Das Essen wird kalt.  
(The food is getting cold.)

As you repeated the above sentences, you should have noticed that the form of the adjective does not change regardless of the gender or number of the noun.

Say the German, forming sentences with the given elements.

1. The girl is young.

Das Mädchen/sein/jung.

2. The gentleman is nice.

Der Herr/sein/nett.

3. The lamp is broken.

Die Lampe/sein/kaputt.

4. It is getting warm in the room.

Es/werden/warm/im Zimmer.

5. The sky remains blue.

Der Himmel/bleiben/blau.

6. The child is healthy.

Das Kind/sein/gesund.

7. The teacher is sick today.

Der Lehrer/sein/heute/krank.

8. The apartment is clean.

Die Wohnung/sein/sauber.



Section 2

Descriptive Adjectives (Nominative Singular)

## 2. Descriptive Adjectives (Nominative Singular)

In the preceding section, you practiced using adjectives which did not change their form because they were being used in predicate adjective constructions.

When using a German adjective in an "other-than-predicate-adjective" situation, you must be careful to use the appropriate form of the adjective depending on the gender, number, and case of the noun which the adjective precedes. In addition, you will learn that the form which the adjective takes also depends on whether it is preceded by a "der" word or a "kein" word. In the following sections of this module, you will study only the adjective forms used after "der" words. The adjective forms used after "kein" words will be presented in the next module.

The "der" words you are familiar with at this point are the definite articles (der, die, das). Other "der" words will be introduced in later modules.

Listen to and repeat the following sentences:

1. Der junge Mann arbeitet viel.

(The young man works a lot.)

2. Die schöne Frau trinkt ein Glas Wein.

(The beautiful woman is drinking a glass of wine.)

3. Das rote Buch liegt auf dem Tisch.

(The red book is lying on the table.)

In what case are the nouns Mann, Frau, and Buch in the above sentences?

Since all three nouns are the subjects of their respective sentences, they are in the nominative case.

If the "citation" or "dictionary" forms of junge, schöne, and rote are jung, schön, and rot, what ending do adjectives used with nominative case nouns have, regardless of the gender of the noun?

The only exception to this rule is in the case of adjectives whose citation form already ends in -e. With these adjectives, no further -e needs to be added, as in the following example:

<u>Citation Form</u>	<u>Full Sentence</u>
<u>müde</u> (tired)	Die müde Frau setzt sich auf das Sofa.  (The tired woman sits down on the sofa.)

Some adjectives whose citation form ends in -er or -el drop the -e- before the -r or -l when an ending is added. You have already encountered a similar phenomenon with the possessive adjective euere (Module 11). We will use the following descriptive adjectives which have this change:

<u>Citation Form</u>	<u>Ending-added Form</u>
teuer (expensive)	Das <u>teure</u> Buch liegt hier.
dunkel (dark)	Das <u>dunkle</u> Bier schmeckt mir.

There is also a slight irregularity in the adjective hoch ("high"; "senior"), which drops the -c- when an ending is added:

Citation Form

hoch


Ending-added Form

Der hohe Berg ist nicht  
weit von hier.

(The high mountain is not  
far from here.)

Der hohe Offizier besucht  
unsere Schule.

(The senior [high ranking]  
officer is visiting our  
school.)



Fill in the blanks with the appropriate form of the adjective on the basis of the given English. The citation form of the adjective is shown in parentheses.

1. The old city map is lying on the table. (alt)

Der \_\_\_\_\_ Stadtplan liegt auf dem Tisch.

2. The expensive apartment belongs to my brother. (teuer)

Die \_\_\_\_\_ Wohnung gehört meinem Bruder.

3. The small garden belongs to us. (klein)

Der \_\_\_\_\_ Garten gehört uns.

4. The high price doesn't bother me. (hoch)

Der \_\_\_\_\_ Preis stört mich nicht.

5. The young teacher is waiting for her husband. (jung)

Die \_\_\_\_\_ Lehrerin wartet auf ihren Mann.

6. I don't like the green apple. (grün)

Der \_\_\_\_\_ Apfel schmeckt mir nicht.

7. The new building there is a school. (neu)

Das \_\_\_\_\_ Gebäude dort ist eine Schule.

8. The tired child (will) sleep soon. (müde)

Das \_\_\_\_\_ Kind schläft bald.

TURN THE PAGE AND CHECK YOUR ANSWERS.

If you made any mistakes, write the correct German.

\_\_\_\_\_ 1. alte

\_\_\_\_\_ 2. teure

\_\_\_\_\_ 3. kleine

\_\_\_\_\_ 4. hohe

\_\_\_\_\_ 5. junge

\_\_\_\_\_ 6. grüne

\_\_\_\_\_ 7. neue

\_\_\_\_\_ 8. müde

TURN THE PAGE.



9. The sick man doesn't want to eat. (krank)  
Der \_\_\_\_\_ Mann will nicht essen.
10. The light beer tastes better. (hell)  
Das \_\_\_\_\_ Bier schmeckt besser.
11. The senior officer is visiting our school. (hoch)  
Der \_\_\_\_\_ Offizier besucht unsere Schule.
12. The dark room has only one window. (dunkel)  
Das \_\_\_\_\_ Zimmer hat nur ein Fenster.

TURN THE PAGE AND CHECK YOUR ANSWERS.

If you made any mistakes, write the correct German.

\_\_\_\_\_ 9. kranke

\_\_\_\_\_ 10. helle

\_\_\_\_\_ 11. hohe

\_\_\_\_\_ 12. dunkle

START THE TAPE.

Say the entire German sentence, supplying the appropriate form of the adjective given in parentheses.

1. The red pencil belongs to me. (rot)  
Der .... Bleistift gehört mir.
2. The friendly gentleman greets us. (freundlich)  
Der .... Herr grüsst uns.
3. The blue sports car belongs to my brother. (blau)  
Der .... Sportwagen gehört meinem Bruder.
4. The tired man is sitting on the sofa. (müde)  
Der .... Mann sitzt auf dem Sofa.
5. The expensive car rides well. (teuer)  
Das .... Auto fährt gut.
6. The new teacher is named Schmidt. (neu)  
Die .... Lehrerin heisst Schmidt.
7. The beautiful girl is going home. (schön)  
Das .... Mädchen geht nach Hause.
8. The cheap wine doesn't taste good to me. (billig)  
Der .... Wein schmeckt mir nicht.
9. The tired child stays home. (müde)  
Das .... Kind bleibt zu Hause.

10. The red sports car drives well. (rot)

Der .... Sportwagen fährt gut.

11. I like the dark beer very much. (dunkel)

Das .... Bier schmeckt mir sehr gut.

12. The young woman helps the teacher. (jung)

Die .... Frau hilft der Lehrerin.

13. The senior officer is coming tomorrow.  
(hoch)

Der .... Offizier kommt morgen.

Section 3

Descriptive Adjectives (Accusative Singular)

3. Descriptive Adjectives (Accusative Singular)

Listen to and repeat the following sentences:

1. Ich sehe den alten Mann.  
(I see the old man.)
2. Ich sehe die junge Dame.  
(I see the young lady.)
3. Ich sehe das kleine Kind.  
(I see the small child.)

In what case are the underlined words in the above sentences?

The underlined words are in the accusative case because the nouns involved (Mann, Dame, Kind) are direct objects.

Assuming that alt, jung, and klein are the citation forms of these adjectives, what ending is added when adjectives are used with feminine or neuter nouns in the accusative case?

The proper ending for adjectives modifying feminine or neuter nouns in the accusative case is -e. This, of course, is just like the -e ending for all genders in the nominative case.

Only one adjective ending in the accusative case is different from -e. This occurs with nouns of what gender?

What is the adjective ending?



The proper ending for adjectives modifying masculine nouns in the accusative case is -en. It may help you to note that the -en ending for adjectives used with accusative case nouns is the same as the definite article ending in the accusative case:

Ich sehe den Mann.

Ich sehe den alten Mann.

Listen to and repeat the following sentences, noticing the gender of the noun accusative objects and the corresponding adjective endings. Remember also the spelling changes in teuer, dunkel, and hoch.

1. Ich kenne die nette Dame.  
(I know the nice lady.)
2. Wir trinken den teuren Wein nicht.  
(We don't drink the expensive wine.)
3. Ich kenne die Hohe Strasse in Köln.  
(I know the "Hohe Strasse" in Cologne.)
4. Sie kennen den freundlichen Herrn.  
(They know the friendly gentleman.)
5. Hans sieht sich den interessanten Film an.  
(Hans is watching the interesting movie.)

6. Peter und Karl gehen durch die dunkle Strasse.  
(Peter and Karl walk through the dark street.)
7. Sie kaufen das teure Auto nicht.  
(They are not buying the expensive car.)
8. Das Kind trinkt die frische Milch.  
(The child is drinking the fresh milk.)
9. Er sucht den neuen Ball.  
(He is looking for the new ball.)
10. Inge und Peter kennen das kleine Kind.  
(Inge and Peter know the little child.)

Fill in the blanks with the appropriate form of the adjective shown in parentheses.

1. We buy the new magazine. (neu)

Wir kaufen die \_\_\_\_\_ Zeitschrift.

2. They go into the dark church. (dunkel)

Sie gehen in die \_\_\_\_\_ Kirche.

3. She is selling the old lamp. (alt)

Sie verkauft die \_\_\_\_\_ Lampe.

4. The soldiers greet the senior officer.  
(hoch)

Die Soldaten grüssen den \_\_\_\_\_ Offizier.

5. The child disturbs the tired mother. (müde)

Das Kind stört die \_\_\_\_\_ Mutter.

6. The teacher is looking for the red pencil. (rot)

Die Lehrerin sucht den \_\_\_\_\_ Bleistift.

TURN THE PAGE AND CHECK YOUR ANSWERS.

If you made any mistakes, write the correct German.

\_\_\_\_\_ 1. neue

\_\_\_\_\_ 2. dunkle

\_\_\_\_\_ 3. alte

\_\_\_\_\_ 4. hohen

\_\_\_\_\_ 5. müde

\_\_\_\_\_ 6. roten

TURN THE PAGE.

7. The teacher needs the large dictionary. (gross)

Der Lehrer braucht das \_\_\_\_\_ Wörterbuch.

8. We would like to buy the green car. (grün)

Wir möchten das \_\_\_\_\_ Auto kaufen.

9. She takes the clean cup. (sauber)

Sie nimmt die \_\_\_\_\_ Tasse.

10. She gives the dirty glass to the waiter.  
(schmutzig)

Sie gibt dem Kellner das \_\_\_\_\_ Glas.

11. He is giving her the beautiful flower. (schön)

Er gibt ihr die \_\_\_\_\_ Blume.

TURN THE PAGE AND CHECK YOUR ANSWERS.

If you made any mistakes, write the correct German.

\_\_\_\_\_ 7. grosse

\_\_\_\_\_ 8. grüne

\_\_\_\_\_ 9. saubere

\_\_\_\_\_ 10. schmutzige

\_\_\_\_\_ 11. schöne

START THE TAPE.

Say the entire German sentence, incorporating the appropriate form of the adjective given in parentheses.

1. She is buying the inexpensive wine. (billig)  
Sie kauft den .... Wein.
2. He is looking for the blue coat. (blau)  
Er sucht den .... Mantel.
3. We don't want to bring the tired child along.  
(müde)  
Wir wollen das .... Kind nicht mitbringen.
4. The child is not allowed to drink the cold milk.  
(kalt)  
Das Kind darf die .... Milch nicht trinken.
5. The doctor visits the sick lady. (krank)  
Der Arzt besucht die .... Dame.

6. She writes down the long sentence. (lang)  
Sie schreibt den .... Satz auf.
7. Hans is buying the expensive sports car. (teuer)  
Hans kauft den .... Sportwagen.
8. My classmate lends me the green book. (grün)  
Mein Klassenkamerad leiht mir das .... Buch.
9. I would like to buy the beautiful plant. (schön)  
Ich möchte die .... Pflanze kaufen.
10. The lady knows the young girl. (jung)  
Die Dame kennt das .... Mädchen.
11. He shows us the new bicycle. (neu)  
Er zeigt uns das .... Fahrrad.



Fill in the blanks with the appropriate form of the adjectives in parentheses. Note that both nominative and accusative forms are called for.

1. The old man drinks his wine. (alt)

Der \_\_\_\_\_ Mann trinkt seinen Wein.

2. The small child cannot open the door. (klein)

Das \_\_\_\_\_ Kind kann die Tür nicht öffnen.

3. The young soldier speaks German. (jung)

Der \_\_\_\_\_ Soldat spricht Deutsch.

4. The nice teacher is named Schneider. (nett)

Die \_\_\_\_\_ Lehrerin heisst Schneider.

5. Mr. Müller is drinking the cold beer. (kalt)

Herr Müller trinkt das \_\_\_\_\_ Bier.

6. The interesting gentleman comes from America.  
(interessant)

Der \_\_\_\_\_ Herr kommt aus Amerika.

TURN THE PAGE AND CHECK YOUR ANSWERS.

If you made any mistakes, write the correct German.

\_\_\_\_\_ 1. alte

\_\_\_\_\_ 2. kleine

\_\_\_\_\_ 3. junge

\_\_\_\_\_ 4. nette

\_\_\_\_\_ 5. kalte

\_\_\_\_\_ 6. interessante

TURN THE PAGE.

7. We would like to buy the beautiful car. (schön)

Wir möchten den \_\_\_\_\_ Wagen kaufen.

8. He sees the young lady every morning. (jung)

Er sieht die \_\_\_\_\_ Dame jeden Morgen.

9. I like the clean city. (sauber)  
(The clean city pleases me.)

Die \_\_\_\_\_ Stadt gefällt mir.

10. The friendly girl is helping the children.  
(freundlich)

Das \_\_\_\_\_ Mädchen hilft den Kindern.

11. Hans is greeting the new student. (neu)

Hans grüsst den \_\_\_\_\_ Schüler.

12. The soldiers are climbing the high mountain.  
(hoch)

Die Soldaten steigen auf den \_\_\_\_\_ Berg.

TURN THE PAGE AND CHECK YOUR ANSWERS.

If you made any mistakes, write the correct German.

\_\_\_\_\_ 7. schönen

\_\_\_\_\_ 8. junge

\_\_\_\_\_ 9. saubere

\_\_\_\_\_ 10. freundliche

\_\_\_\_\_ 11. neuen

\_\_\_\_\_ 12. hohen

START THE TAPE.

Section 4

Descriptive Adjectives (Dative Singular)

4. Descriptive Adjectives (Dative Singular)

Listen to and repeat the following sentences:

1. Die Frau gibt dem armen Mann Geld.  
(The woman gives the poor man money.)
2. Das Mädchen kommt aus dem alten Haus.  
(The girl is coming out of the old house.)
3. Der Schüler schenkt dem schönen Mädchen ein Buch.  
(The student gives the pretty girl a book.)

In which case are the underlined words above, and why?

They are in the dative case because they are indirect objects or because they follow prepositions or verbs which require the dative.

What adjective ending is used with nouns of all genders in the dative case (following the definite articles)?

Listen to and repeat the following sentences, noticing the "dative case" ending of the adjective and the reason for the use of the dative case (either "dative-only" verb or indirect object, or preposition requiring the dative).

In short, concentrate on the -en dative endings of the descriptive adjective following the definite article:



1. Er dankt der jungen Dame.  
(He thanks the young lady.) ("dative-only" verb)
2. Sie gibt dem kleinen Kind Milch.  
(She gives milk to the small child.) (indirect object)
3. Der Kellner kommt mit dem kalten Bier.  
(The waiter is coming with the cold beer.) (Preposition requiring the dative)
4. Die Tochter hilft der müden Mutter.  
(The daughter is helping the tired mother.)
5. Das Buch gehört dem kleinen Kind.  
(The book belongs to the little child.)

6. Er hat genug von dem billigen Wein.  
(He has enough of the cheap wine.)
7. Hans und Inge fahren mit dem neuen Sportwagen.  
(Hans and Inge are driving in the new sports car.)
8. Viele Büros sind in dem hohen Gebäude.  
(Many offices are in the high building.)
9. Wir essen in dem teuren Restaurant.  
(We are eating at the expensive restaurant.)
10. Wir zeigen dem neuen Schüler das Klassenzimmer.  
(We are showing the new student the classroom.)



Say the complete German sentences, supplying the appropriate form of the adjective given in parentheses.

1. The gentleman is climbing out of the red car.  
(rot).  
Der Herr steigt aus dem .... Auto.
2. The teacher helps the new student. (neu)  
Die Lehrerin hilft dem .... Schüler.
3. We are coming out of the big church. (gross)  
Wir kommen aus der .... Kirche.
4. The lady writes a letter to the nice gentleman.  
(nett)  
Die Dame schreibt dem .... Herrn einen Brief.
5. No one is here except the little child. (klein)  
Ausser dem .... Kind ist niemand hier.
6. The girl thanks the old lady. (alt)  
Das Mädchen dankt der .... Dame.
7. After the cold weather, the garden needs sun.  
(kalt)  
Nach dem .... Wetter braucht der Garten Sonne.
8. The soldiers are living in the new barracks.  
(neu)  
Die Soldaten wohnen in der .... Kaserne.



Fill in the blanks, supplying the appropriate form of the adjective given in parentheses.

1. The soldier thanks the senior officer.  
(hoch)

Der Soldat dankt dem \_\_\_\_\_ Offizier.

2. The children speak with the old lady. (alt)

Die Kinder sprechen mit der \_\_\_\_\_ Dame.

3. The mother gives the small child something to drink. (klein)

Die Mutter gibt dem \_\_\_\_\_ Kind etwas zu trinken.

4. Mrs. Meyer is coming out of the big store. (gross)

Frau Meyer kommt aus dem \_\_\_\_\_ Laden.

5. He is living at the old man's house. (alt)

Er wohnt bei dem \_\_\_\_\_ Mann.

6. The young girl likes the soldier. (jung)

Der Soldat gefällt dem \_\_\_\_\_ Mädchen.

7. She is taking a walk with the new student (masc.).  
(neu)

Sie macht einen Spaziergang mit dem \_\_\_\_\_ Schüler.

8. I am tired after the long day. (lang)

Ich bin nach dem \_\_\_\_\_ Tag müde.

TURN THE PAGE AND CHECK YOUR ANSWERS.

If you made any mistakes, write the correct German.

\_\_\_\_\_ 1. hohen

\_\_\_\_\_ 2. alten

\_\_\_\_\_ 3. kleinen

\_\_\_\_\_ 4. grossen

\_\_\_\_\_ 5. alten

\_\_\_\_\_ 6. jungen

\_\_\_\_\_ 7. neuen

\_\_\_\_\_ 8. langen


START THE TAPE.

So far, you have learned the adjective forms to be used with singular nouns (of all genders) following definite articles.

	<u>Masculine</u>	<u>Feminine</u>	<u>Neuter</u>
Nominative	der alte	die alte	das alte
Accusative	den alten	die alte	das alte
Dative	dem alten	der alten	dem alten

You will note that the only two endings used are -e and -en. The ending -e appears in all genders of the nominative case and -en in all genders of the dative case. In the accusative case, -en is used with adjectives modifying masculine nouns, and -e is used with adjectives modifying feminine or neuter nouns.

Study this table, then turn the page for exercises combining all genders and cases.



This exercise uses descriptive adjectives in the nominative, accusative, and dative singular. In addition, sentences using predicate adjectives are included for review. Fill in the blanks with the appropriate form of the adjective in parentheses.

1. The old man lives here. (alt)

Der \_\_\_\_\_ Mann wohnt hier.

2. We bring the new teacher flowers. (neu)

Wir bringen der \_\_\_\_\_ Lehrerin Blumen.

3. My sports car is broken. (kaputt)

Mein Sportwagen ist \_\_\_\_\_.

4. Peter is going with the young student to the movies. (jung)

Peter geht mit der \_\_\_\_\_ Schülerin ins Kino.

5. The tall building is very interesting. (hoch)

Das \_\_\_\_\_ Gebäude ist sehr interessant.

6. Karl and Maria are coming out of the elegant store. (elegant)

Karl und Maria kommen aus dem \_\_\_\_\_ Laden.

7. The food in the restaurant is very good. (gut)

Das Essen in dem Restaurant ist sehr \_\_\_\_\_.

8. The tired child doesn't drink the milk. (müde)

Das \_\_\_\_\_ Kind trinkt die Milch nicht.

TURN THE PAGE AND CHECK YOUR ANSWERS.

If you made any mistakes, write the correct German.

\_\_\_\_\_ 1. alte

\_\_\_\_\_ 2. neuen

\_\_\_\_\_ 3. kaputt

\_\_\_\_\_ 4. jungen

\_\_\_\_\_ 5. hohe

\_\_\_\_\_ 6. eleganten

\_\_\_\_\_ 7. gut

\_\_\_\_\_ 8. müde

TURN THE PAGE.



9. The teacher is very tired today. (müde)  
Der Lehrer ist heute sehr \_\_\_\_\_.
10. We drink the cold wine. (kalt).  
Wir trinken den \_\_\_\_\_ Wein.
11. Are you buying the expensive wine? (teuer)  
Kaufen Sie den \_\_\_\_\_ Wein?
12. Mrs. Meyer, are you buying the new house? (neu)  
Frau Meyer, kaufen Sie das \_\_\_\_\_ Haus?
13. Do you know the friendly neighbor? (freundlich)  
Kennst du den \_\_\_\_\_ Nachbarn?
14. Help the tired child! (müde)  
Hilf dem \_\_\_\_\_ Kind!
15. The church is beautiful. (schön)  
Die Kirche ist \_\_\_\_\_.
16. We live at the old gentleman's. (alt)  
Wir wohnen bei dem \_\_\_\_\_ Herrn.
17. The elegant lady comes from Paris. (elegant)  
Die \_\_\_\_\_ Dame kommt aus Paris.

TURN THE PAGE AND CHECK YOUR ANSWERS.

If you made any mistakes, write the correct German.

\_\_\_\_\_ 9. müde

\_\_\_\_\_ 10. kalten

\_\_\_\_\_ 11. teuren

\_\_\_\_\_ 12. neue

\_\_\_\_\_ 13. freundlichen

\_\_\_\_\_ 14. müden

\_\_\_\_\_ 15. schön

\_\_\_\_\_ 16. alten

\_\_\_\_\_ 17. elegante

START THE TAPE.

Say complete German sentences, supplying the appropriate form of the adjective in parentheses.

1. The rich lady lives in Cologne. (reich)  
Die .... Dame wohnt in Köln.
2. Is your child still small? (klein)  
Ist Ihr Kind noch ....?
3. He drives in the red sports car to Munich. (rot)  
Er fährt mit dem .... Sportwagen nach München.
4. Hans and Inge help the young teacher. (jung)  
Hans und Inge helfen der .... Lehrerin.
5. The child is drinking the fresh milk. (frisch)  
Das Kind trinkt die .... Milch.
6. They want to sell the little house. (klein)  
Sie wollen das .... Haus verkaufen.
7. The new student wants to study German. (neu)  
Der .... Schüler will Deutsch lernen.
8. The movie is too long. (lang)  
Der Film ist zu .....

9. The green car belongs to me. (grün)  
Das .... Auto gehört mir.
10. Is Karl taking the brown suitcase along? (braun)  
Nimmt Karl den .... Koffer mit?
11. She likes the expensive coat. (teuer)  
Der .... Mantel gefällt ihr.
12. Ingrid is helping the tired girl friend. (müde)  
Ingrid hilft der .... Freundin.
13. Do you know where the nice teacher is? (nett)  
Weisst du, wo die .... Lehrerin ist?
14. They have to pick up the poor child. (arm)  
Sie müssen das .... Kind abholen.
15. The house is very dirty. (schmutzig)  
Das Haus ist sehr ....
16. Mr. Meyer is returning from the big trip. (gross)  
Herr Meyer kommt von der .... Reise zurück.
17. The students drink the dark beer. (dunkel)  
Die Schüler trinken das .... Bier.

Section 5

Descriptive Adjectives (Plural of  
Nominative, Accusative, and Dative Cases)

## 5. Descriptive Adjectives (Plural of Nominative, Accusative, and Dative Cases)

The plural forms of descriptive adjectives are very easy to learn, since they have the same ending regardless of the gender or case of the noun modified. This ending is -en. Adjectives whose citation form ends in -e add only -n, and teuer, dunkel, and hoch have the spelling changes previously discussed.

Listen to and repeat the following sentences, noticing that the form of the plural adjective remains constant regardless of the gender or case of the noun.

### Nominative

Die  jungen  Männer kommen morgen. (The young men are coming tomorrow.)

Die  jungen  Damen kommen morgen.

Die  jungen  Kinder kommen morgen.

### Accusative

Ich lade die  freundlichen  Männer ein. (I am inviting the friendly men.)

Ich lade die  freundlichen  Damen ein.

Ich lade die  freundlichen  Kinder ein.

### Dative

Wir schenken den  müden  Männern Kaffee ein. (We are pouring coffee for the tired men.)

Wir schenken den  müden  Damen Kaffee ein.

Wir schenken den  müden  Kindern Kaffee ein.

Fill in the blanks with the appropriate form of the descriptive adjective in parentheses.

1. They like the fast sports cars. (schnell)

Die \_\_\_\_\_ Sportwagen gefallen ihnen.

2. Where are the clean glasses? (sauber)

Wo stehen die \_\_\_\_\_ Gläser?

3. Some sherry is in the small glasses. (klein)

In den \_\_\_\_\_ Gläsern ist Sherry.

4. The teacher helps the young girls. (jung)

Die Lehrerin hilft den \_\_\_\_\_ Mädchen.

5. They are walking through the dark forests. (dunkel)

Sie gehen durch die \_\_\_\_\_ Wälder.

6. Peter, give me the red pencils! (rot)

Peter, gib mir die \_\_\_\_\_ Bleistifte!

TURN THE PAGE AND CHECK YOUR ANSWERS.

If you made any mistakes, write the correct German.

\_\_\_\_\_ 1. schnellen

\_\_\_\_\_ 2. sauberen

\_\_\_\_\_ 3. kleinen

\_\_\_\_\_ 4. jungen

\_\_\_\_\_ 5. dunklen

\_\_\_\_\_ 6. roten

TURN THE PAGE.



7. The soldiers answer the new officers. (neu)

Die Soldaten antworten den \_\_\_\_\_ Offizieren.

8. Peter is looking for the brown suitcases. (braun)

Peter sucht die \_\_\_\_\_ Koffer.

9. The senior officers eat at the elegant restaurant.  
(hoch)

Die \_\_\_\_\_ Offiziere essen in dem eleganten  
Restaurant.

TURN THE PAGE AND CHECK YOUR ANSWERS.

If you made any mistakes, write the correct German.

\_\_\_\_\_ 7. neuen

\_\_\_\_\_ 8. braunen

\_\_\_\_\_ 9. hohen

START THE TAPE.

Say complete German sentences, supplying the appropriate form of the adjectives in parentheses.

1. He buys the beautiful flowers for his wife.  
(schön)

Er kauft seiner Frau die .... Blumen.

2. The elegant ladies go to Baden-Baden. (elegant)  
Die .... Damen fahren nach Baden-Baden.

3. We are not living in the expensive apartments.  
(teuer)

Wir wohnen nicht in den .... Wohnungen.

4. The teacher is helping the small children. (klein)  
Der Lehrer hilft den .... Kindern.

5. The students are returning the old tapes. (alt)  
Die Schüler geben die .... Tonbänder zurück.


6. The green apples are very inexpensive. (grün)  
Die .... Äpfel sind sehr billig.
7. Hans is giving the poor men money. (arm)  
Hans gibt den .... Männern Geld.
8. The students are washing the dirty cars.  
(schmutzig)  
Die Schüler waschen die .... Autos.
9. The tired children are lying down on the sofa.  
(müde)  
Die .... Kinder legen sich aufs Sofa.
10. We converse about the new movies. (neu)  
Wir unterhalten uns über die .... Filme.

The following table summarizes the adjective endings used with singular and plural nouns, in nominative, accusative, and dative cases, following definite articles:

	SINGULAR			PLURAL
	<u>Masculine</u>	<u>Feminine</u>	<u>Neuter</u>	<u>All Genders</u>
Nom.	der alte <u> </u>	die alte <u> </u>	das alte <u> </u>	die alte <u>n</u>
Acc.	den alte <u>n</u>	die alte <u> </u>	das alte <u> </u>	die alte <u>n</u>
Dat.	dem alte <u>n</u>	der alte <u>n</u>	dem alte <u>n</u>	den alte <u>n</u>

The exercise on the next page includes all of the adjective forms and uses you have studied up to this point.

TURN THE PAGE.



Fill in the blanks with the proper form of the adjective shown in parentheses.

1. They like to stay in the elegant spas. (elegant)  
Sie wohnen gern in den \_\_\_\_\_ Kurorten.
2. The young man is attending the university in Munich. (jung)  
Der \_\_\_\_\_ Mann studiert in München.
3. Hans is giving the nice girl the book. (nett)  
Hans gibt dem \_\_\_\_\_ Mädchen das Buch.
4. They live in the tall houses there. (hoch)  
Sie wohnen in den \_\_\_\_\_ Häusern dort.
5. The student from America is intelligent. (intelligent)  
Die Schülerin aus Amerika ist \_\_\_\_\_.
6. The mother is washing the little child. (klein)  
Die Mutter wäscht das \_\_\_\_\_ Kind.

TURN THE PAGE AND CHECK YOUR ANSWERS.

If you made any mistakes, write the correct German.

\_\_\_\_\_ 1. eleganten

\_\_\_\_\_ 2. junge

\_\_\_\_\_ 3. netten

\_\_\_\_\_ 4. hohen

\_\_\_\_\_ 5. intelligent

\_\_\_\_\_ 6. kleine

TURN THE PAGE.



7. We are helping the friendly neighbors.  
(freundlich)

Wir helfen den \_\_\_\_\_ Nachbarn.

8. Do you know the interesting book? (interessant)

Kennen Sie das \_\_\_\_\_ Buch?

9. Hans is writing the new teacher a letter. (neu)

Hans schreibt der \_\_\_\_\_ Lehrerin einen  
Brief.

10. They don't drink the cheap wine. (billig)

Sie trinken den \_\_\_\_\_ Wein nicht.

11. Peter is helping the old man across the street.  
(alt)

Peter hilft dem \_\_\_\_\_ Mann über die Strasse.

12. The children are always dirty in the evening.  
(schmutzig)

Die Kinder sind abends immer \_\_\_\_\_.

TURN THE PAGE AND CHECK YOUR ANSWERS.

If you made any mistakes, write the correct German.

\_\_\_\_\_ 7. freundlichen

\_\_\_\_\_ 8. interessante

\_\_\_\_\_ 9. neuen

\_\_\_\_\_ 10. billigen

\_\_\_\_\_ 11. alten

\_\_\_\_\_ 12. schmutzig

START THE TAPE.

Section 6

Descriptive Adjectives in Appositions

14-62

## 6. Descriptive Adjectives in Appositions

Study the following English sentences:

Shakespeare, the great English playwright,  
was born in Stratford-on-Avon.

We are visiting Chicago, the important  
midwestern metropolis.

I spoke to Anita Ekberg, the well-known  
actress.

In each of the above sentences, the words with single underlining and those with double underlining are in apposition to each other. That is to say that the words with the double underlining are an expansion of the preceding element and have the same grammatical function within the sentence.

Thus, in the first sentence, the phrase "the great English playwright" is in apposition to the subject of the sentence, "Shakespeare." It follows that "the great English playwright," as an expansion of the sentence subject, would be stated in the nominative case if this sentence were translated into German.

In the second sentence, "the important midwestern metropolis" is in apposition to "Chicago." Do you know what grammatical function "Chicago" plays in this sentence?


In this sentence, "Chicago" is the direct object of the verb "visiting." "The important midwestern metropolis", expanding upon the direct object of the sentence verb, would be stated in the accusative case.

In the third sentence, "Anita Ekberg" is an indirect object, since it tells to whom the speaker talked. "The well-known actress", expanding upon the indirect object to which it refers back, would be stated in the dative case.

As you probably have noticed, appositions serve to provide additional information about the person or thing under discussion but are not a necessary part of the sentence, in the sense that they could be omitted without affecting the grammatical integrity of the sentence. When appositions are included in a given sentence, they take on the same grammatical attributes as the sentence elements to which they refer.

We shall now illustrate this analysis with three German sentences which are sequenced in the same order as the English examples above. Listen and repeat:

1. Köln, die alte Stadt, liegt am Rhein.  
(Cologne, the old city, is located on the Rhine.)
2. Wir besuchen Herrn Meyer, den neuen Nachbarn.  
(We are visiting Mr. Meyer, the new neighbor.)
3. Wir wohnen in Columbia, der neuen Stadt in Maryland.  
(We live in Columbia, the new city in Maryland.)



Fill in the blanks with the correct appositive construction on the basis of the given English. Remember that the appositive adjective must be of the same gender, number, and case as the noun to which it refers.

1. Miss Müller, the new student, comes from America.  
(neu)

Fräulein Müller, die \_\_\_\_\_ Schülerin, kommt aus Amerika.

2. We are greeting Mr. Schmitt, the young teacher.  
(jung)

Wir grüssen Herrn Schmitt, den \_\_\_\_\_ Lehrer.

3. Hans and Karl, the nice students, are helping their friends. (nett)

Hans und Karl, die \_\_\_\_\_ Schüler, helfen ihren Freunden.

4. They are reading Gone With the Wind, the interesting book. (interessant)

Sie lesen Vom Winde Verweht, das \_\_\_\_\_ Buch.

5. I am having a good time in Baden-Baden, the elegant spa.

Ich amüsiere mich in Baden-Baden, dem \_\_\_\_\_ Kurort.

6. Do you know Captain Schneider, the new officer?  
(neu)

Kennen Sie Hauptmann Schneider, den \_\_\_\_\_ Offizier?

TURN THE PAGE AND CHECK YOUR ANSWERS.

If you made any mistakes, write the correct German.

\_\_\_\_\_ 1. neue

\_\_\_\_\_ 2. jungen

\_\_\_\_\_ 3. netten

\_\_\_\_\_ 4. interessante

\_\_\_\_\_ 5. eleganten

\_\_\_\_\_ 6. neuen

START THE TAPE.



Say complete German sentences, supplying the correct appositive constructions on the basis of the given English.

1. Kurt and Maria, the rich neighbors, are selling their house. (reich)

Kurt und Maria, die .... Nachbarn, verkaufen ihr Haus.

2. Tomorrow we are visiting Munich, the big city in Bavaria. (gross)

Morgen besuchen wir München, die .... Stadt in Bayern.

3. Mrs. Meyer, the nice teacher, is getting letters every day. (nett)

Frau Meyer, die .... Lehrerin, bekommt jeden Tag Briefe.

4. Helga, the little girl, is well again. (klein)


Helga, das .... Mädchen, ist wieder gesund.

5. Dr. Müller, the rich doctor, is buying himself a sports car. (reich)

Dr. Müller, der .... Arzt, kauft sich einen Sportwagen.

6. We live with Mr. Jones, the friendly American. (freundlich)

Wir wohnen bei Herrn Jones, dem .... Amerikaner.



Module 14

Test

14-68

Test

Say complete German sentences, supplying the appropriate form of the adjective shown in parentheses.

1. Maria, is your mother well again? (gesund)  
Maria, ist deine Mutter wieder ....?
2. We always give the poor man something to eat.  
(arm)  
Wir geben dem .... Mann immer etwas zu essen.
3. Ingrid, look at the blue sky! (blau)  
Ingrid, sieh dir mal den .... Himmel an!
4. He is giving the young lady his address. (jung)  
Er gibt der .... Dame seine Adresse.
5. The children are eating the green apples. (grün)  
Die Kinder essen die .... Äpfel.
6. Mrs. Müller is very rich. (reich)  
Frau Müller ist sehr ....
7. The prices in this department store are very high.  
(hoch)  
Die Preise in diesem Kaufhaus sind sehr ....
8. The red sports car belongs to my brother. (rot)  
Der .... Sportwagen gehört meinem Bruder.
9. They are buying the expensive bicycle. (teuer)  
Sie kaufen das .... Fahrrad.

10. The ball is lying on the high roof. (hoch)  
Der Ball liegt auf dem .... Dach.
11. I can't find my way around in the dark house.  
(dunkel)  
Ich finde mich in dem .... Haus nicht zurecht.
12. Do you know the young lady over there? (jung)  
Kennst du die .... Dame dort?
13. Do you often eat in the expensive restaurant?  
(teuer)  
Esst ihr oft in dem .... Restaurant?
14. The old gentleman in the car is my father. (alt)  
Der .... Herr in dem Auto ist mein Vater.
15. Who has the brown briefcase? (braun)  
Wer hat die .... Aktentasche?
16. I don't like the new coats. (neu)  
Die .... Mäntel gefallen mir nicht.

Fill in the blanks with the appropriate form of the adjective shown in parentheses.

1. The new students are from America. (neu)

Die neuen Schüler sind aus Amerika.

2. Are you buying the old house? (alt)

Kauft ihr das alte Haus?

3. My watch has been broken for three weeks. (kaputt)

Meine Uhr ist seit drei Wochen kaputt.

4. Inge, wash the dirty children! (schmutzig)

Inge, wasch die schmutzigen Kinder!

5. We are helping the old woman. (alt)

Wir helfen der alten Frau.

6. Hans wants to sell the expensive sports car. (teuer)

Hans will den teuren Sportwagen verkaufen.

7. The old men are very poor. (arm)

Die alten Männer sind sehr arm.

8. The soldiers are on the high mountain. (hoch)

Die Soldaten sind auf dem hohen Berg.

9. Hans and Inge don't like to live in the dark apartment. (dunkel)

Hans und Inge wohnen nicht gern in der dunklen Wohnung.

TURN THE PAGE.

14-72

10. The friendly lady over there is my teacher.  
(freundlich)

Die \_\_\_\_\_ Dame dort ist meine Lehrerin.

11. Don't give the small child any cake! (klein)

Gib dem \_\_\_\_\_ Kind keinen Kuchen!

12. I am buying the fast sports car. (schnell)

Ich kaufe den \_\_\_\_\_ Sportwagen.

13. The nice gentleman helps the student. (nett)

Der \_\_\_\_\_ Herr hilft der Schülerin.

14. Do you know the young ladies over there? (jung)

Kennen Sie die \_\_\_\_\_ Damen dort?

15. We show the old man the way. (alt)

Wir zeigen dem \_\_\_\_\_ Mann den Weg.

16. The green house over there belongs to my grandmother. (grün)

Das \_\_\_\_\_ Haus dort gehört meiner Grossmutter.

TURN THE PAGE.

10. The friendly lady over there is my teacher.  
(freundlich)

Die freundliche Dame dort ist meine Lehrerin.

11. Don't give the small child any cake! (klein)

Gib dem kleinen Kind keinen Kuchen!

12. I am buying the fast sports car. (schnell)

Ich kaufe den schnellen Sportwagen.

13. The nice gentleman helps the student. (nett)

Der nette Herr hilft der Schülerin.

14. Do you know the young ladies over there? (jung)

Kennen Sie die jungen Damen dort?

15. We show the old man the way. (alt)

Wir zeigen dem alten Mann den Weg.

16. The green house over there belongs to my grandmother. (grün)

Das grüne Haus dort gehört meiner Grossmutter.

TURN THE PAGE.



Fill in the blanks with the appropriate form of the adjective shown in parentheses.

1. Mr. Meyer, the rich American, is visiting Heidelberg. (reich)

Herr Meyer, der \_\_\_\_\_ Amerikaner, besucht Heidelberg.

2. We are helping Hans, the nice student. (nett)

Wir helfen Hans, dem \_\_\_\_\_ Schüler.

3. Do you know Bad Homburg, the elegant spa in the Taunus Mountains? (elegant)

Kennen Sie Bad Homburg, den \_\_\_\_\_ Kurort im Taunus?

4. Captain Mueller, the new officer, is class monitor now. (neu)

Hauptmann Mueller, der \_\_\_\_\_ Offizier, ist jetzt Klassenältester.

5. We know New York, the big city, very well. (gross)

Wir kennen New York, die \_\_\_\_\_ Stadt, sehr gut.

6. He is talking to Miss Schneider, the friendly teacher. (fründlich)

Er spricht mit Fräulein Schneider, der \_\_\_\_\_ Lehrerin.

7. Mrs. Schulz, the sick neighbor, has to call the doctor. (krank)

Frau Schulz, die \_\_\_\_\_ Nachbarin, muss den Arzt anrufen.

TURN THE PAGE.  
14-75

Fill in the blanks with the appropriate form of the adjective shown in parentheses.

1. Mr. Meyer, the rich American, is visiting Heidelberg. (reich)

Herr Meyer, der reiche Amerikaner, besucht Heidelberg.

2. We are helping Hans, the nice student. (nett)

Wir helfen Hans, dem netten Schüler.

3. Do you know Bad Homburg, the elegant spa in the Taunus Mountains? (elegant)

Kennen Sie Bad Homburg, den eleganten Kurort im Taunus?

4. Captain Mueller, the new officer, is class monitor now. (neu)

Hauptmann Mueller, der neue Offizier, ist jetzt Klassenältester.

5. We know New York, the big city, very well. (gross)

Wir kennen New York, die grosse Stadt, sehr gut.

6. He is talking to Miss Schneider, the friendly teacher. (freundlich)

Er spricht mit Fräulein Schneider, der freundlichen Lehrerin.

7. Mrs. Schulz, the sick neighbor, has to call the doctor. (krank)

Frau Schulz, die kranke Nachbarin, muss den Arzt anrufen.

TURN THE PAGE.

8. Munich, the old city in Bavaria, is very beautiful.  
(alt)

München, die \_\_\_\_\_ Stadt in Bayern, ist sehr schön.

9. We are driving a Mercedes, the expensive German sports car. (teuer)

Wir fahren einen Mercedes, den \_\_\_\_\_ deutschen Sportwagen.

10. We converse with Dr. Becker, the good doctor.  
(gut)

Wir unterhalten uns mit Dr. Becker, dem  
\_\_\_\_\_ Arzt.

END OF TEST.

8. Munich, the old city in Bavaria, is very beautiful.  
(alt)

München, die alte Stadt in Bayern, ist sehr schön.

9. We are driving a Mercedes, the expensive German sports car. (teuer)

Wir fahren einen Mercedes, den teuren deutschen Sportwagen.

10. We converse with Dr. Becker, the good doctor.  
(gut)

Wir unterhalten uns mit Doktor Becker, dem guten Arzt.

END OF TEST.