

# SOLT 1 Arabic Module 2 Lesson 5

## Student Manual



القوات المسلحة

Armed Forces

At the end of the lesson, you will be able to identify military specialties in the Armed Forces. Under these Terminal Learning Objectives, you will learn three tasks. At the end of this lesson, you will be able to:

**Identify Military Ranks and Titles**


- Recognize military ranks
- Identify military insignias
- Compare military insignias
- Address Target Region officer and enlisted personnel by appropriate rank and protocol
- Compare military ranks with the Target Region
- Identify ranks and specialties of a Special Forces team

**Identify Military Specialties**

- Describe activities of different military specialties
- Request information about the MOS of the Target Region team members
- Provide information about the MOS of the US team members

**Discuss the Branches of the Armed Forces**

- Identify branches of services of the Target Region
- Identify the branch insignia of the Armed Forces
- Talk about the organization and formation of the Armed Forces
- Discuss the differences between the US and the Target Region military insignias and functions

 *Tip of the day*

In the Arab world, army service is mandatory for every male, except for a male who is the only male child, a young man who has to support his sick parents, or a male with a disability such as flat feet or poor eyesight. Military discount is not a common practice, although there is an association for esteemed seniors who have served at war that grants its members discounts in transportation.

During training of foreign soldiers, it becomes necessary to identify your branch of service and the expertise and specialties found in that branch. In an effort to organize and train these foreign soldiers, you will have to explain the Special Forces organization and the MOS that make up the team. Additionally, you will have to equate your organization to that of the foreign soldiers being trained; and ask and answer questions pertaining to military organizations. This lesson is designed to provide you with a solid foundation of basic military terminology to adequately ask and answer questions pertaining to the military.



**Scenarios:**

Working in pairs, read the following two scenarios and identify new vocabulary words you just learned. After that, your instructor will ask questions about the two scenarios and will conduct a brief drill about them using the new words.

**Scenario 1:**

(الرائد محمد ينادي العريف ستيفنس و يعطيه رسالة من قائد الوحدة)

العريف ستيفنس: سيادة الرائد، قائد الوحدة يبحث عنك.  
الرائد محمد: سأحضر حالا، ما هو رقم تليفون القيادة العامه؟  
العريف ستيفنس: الرقم هو ٩٤٧٢٥٣٤

***Major Mohammed calls Sergeant Stevens and delivers a message from the company commander:***

Sergeant Stevens: Major Mohammed, the company commander is looking for you, Sir.  
Major Mohammed: Ok, I will be right there. By the way, Sergeant Stevens, what's the phone number for HQ?  
Sergeant Stevens: It's 9472534.

**Scenario 2:**

(السيد سكوير و السيد والكر يتحدثان عن عملهم العسكري أثناء خدمتهم)

السيد والكر: هل أنتهيت من خدمتك العسكرية يا سيد سكوير؟  
السيد سكوير: نعم ، بالفرقة ١٦ ، سلاح الإشارة.  
السيد والكر: ماذا كنت تفعل هناك؟  
السيد سكوير: لقد كنت خبير إتصالات إلا أن السلاح تراجع إلى الخطوط الخلفية في الستة أشهر الأخيرة من خدمتي. وماذا عنك أنت ياسيد والكر؟  
السيد والكر: كنت بالقوات الجوية. عملت في برج المراقبة بالمطار.

***Mr. Squire and Mr. Walker are discussing their former military jobs during their military service:***

Mr. Walker: Did you finish military service, Mr. Squire?  
Mr. Squire: Yes, I was in the 16<sup>th</sup> Division, Signal Corps.  
Mr. Walker: What did you do there?  
Mr. Squire: I was a communication specialist at that time. But my Corps shifted to the rear six months before I finished my service. What about you, Walker?  
Mr. Walker: I was in the Air Force. I worked at the control tower in the Airport.

## Exercise 1

Listen and read along as your instructor voices the following military ranks. Repeat them aloud as a group so that you become familiar with the Arabic ranks. Repeat the activity as many times as needed for you to give the Arabic equivalents for each rank:

## Officer ranks الضباط

مُقدِّم	رائد	نقيب	مُلازم أول	مُلازم ثاني
Lieutenant Colonel	Major	Captain	First lieutenant	Second lieutenant
فريق أول	فريق	لواء	عميد	عقيد
General	Lieutenant General	Major General	Brigadier General	Colonel
				مشير
				General of the Army

## Warrant officers صف الضباط

مُساعد أول	مُساعد
Chief Warrant Officer 2	Warrant Officer 1
مُساعد ثالث	مُساعد ثاني
Chief Warrant Officer 4	Chief Warrant Officer 3
	مُساعد رابع
	Chief Warrant Officer 5

## Enlisted ranks صف الضباط

عريف	وكيل عريفة	جُندي أول	جُندي
E4 (Specialist / Corporal)	E3 (PFC)	E2 (Private E2)	E1 (Private)
رقيب أول	رقيب أول	رقيب أول	رقيب
E8 (First Sergeant)	E7 (SFC)	E6 (Staff Sergeant)	E5 (Sergeant)
			رقيب أول
			E9 (Sergeant Major)


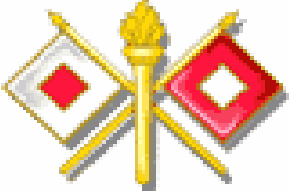

**Exercise 2**

Listen to your instructor read to you the following different specialties of the Armed Forces. Repeat them aloud as a group so that you become familiar with them.

Air Force	القوات الجوية
Airborne	المظلات
Armor	المدرعات
Artillery	المدفعية
Civil Affairs	الشؤون المدنية
Communications	الإتصالات
Demolition	النسف والتدمير
Engineering	المهندسين
Ground Forces	القوات البرية
Infantry	المشاة
Intelligence	الإستخبارات
Marines	مشاة البحرية
Military Medics	الطب العسكري
National Guard	الحرس الوطني
Navy	القوات البحرية
Psychological Operations	العمليات النفسية
Reconnaissance	الإستطلاع
Signal	الإشارة
Special Forces	القوات الخاصة
Transportation	النقلات

Exercise 3

Below is a table showing different Armed Forces insignias. Look at the table and identify the name of each insignia in Arabic. The table continues on the next two pages.




	سلاح المشاة
	سلاح المهندسين
	سلاح الطيران
	سلاح المدرعات
	سلاح الإشارة
	سلاح القوات الخاصة

Exercise 3 (Continued)

	سلاح المدفعية
	الإستخبارات
	الحرس الوطني
	العمليات النفسية
	النقليات



Exercise 3 (Continued)

	الدفاع الجوي
	الشؤون المدنية
	الطب العسكري

### Exercise 4 (Group Work)

Listen while your instructor read the following four introductions in Arabic. Match the following questions with the correct Arabic answers. Discuss your answers with your instructor.

#### Answer the following questions:

1. Who is the American General?
2. Who is the NCO?
3. Who is the W2?
4. Who is the Lieutenant General?

مُسَاعِدِ أَوَّلِ حَسَنَ شَرَفِ الدِّينِ  
فَرِيقِ مَحْمُودِ عَطِيَّةِ  
رَقِيبِ حُسَامِ عَيْتَانِي  
فَرِيقِ أَوَّلِ مَائِكِلِ أُنْدِرْسُونِ

#### *Write your answer here:*

- 1.
- 2.
- 3.
- 4.

### Exercise 5 (Pair Work)

Work with a partner and look through the following staff duty roster from an Arabic military post. Next, your partner will be the E4 in the roster. Give your partner a duty to do on a certain day and time, in Arabic. Change roles with your partner. Write your answers on the next page.

عَرِيفِ / نَاجِي كَامِلِ  
رَقِيبِ أَوَّلِ / عَبْدِ المُنْعِمِ كَامِلِ  
مُسَاعِدِ أَوَّلِ / سَعْدِ مَنصُورِ  
نَقِيبِ / صَفْوَتِ حِلْمِي  
عَقِيدِ / مُصْطَفَى النُّحَاسِ

Identify each of the persons listed above as one of the following:

ضَابِطِ / صَفِ ضَابِطِ / جُنْدِي



Exercise 5 (Continued)

Write your answer in this box:

ضباط :

صَف ضباط :

Exercise 6 (Group Work)

Look at the following pictures and read the words that refer to them. Match the words to the pictures and describe each item and how you use it.



بنندقية	مسدس	كانتین	خنجر	حقیبة نوم
---------	------	--------	------	-----------

**Exercise 7 (Pair Work)**

Work with a partner to match the Arabic words with the English words below. Write the Arabic words in the box next to its English equivalent.

Private		عقيد
Sergeant First Class		لواء
Colonel		جندي
1 <sup>st</sup> Lieutenant		عميد
Major General		رقيب أول
Captain		ملازم أول
Brigadier General		نقيب
Warrant Officer		مقدم
Major		مساعد أول
Lieutenant Colonel		رائد



**Exercise 8 (Group Work)**

Listen while your instructor reads the following military messages. After you identify the different ranks you will hear, answer the following questions in English to provide the rank for each individual.

إلى العقيد علي ، إلى العقيد علي ، توجه إلى النقطة خمسين. هم بحاجة إليك هناك.

-----

الرتيب أول عماد ، الرقيب أول عماد ، هل نقلت الأغراض إلى النقطة رقم ١٧ ؟  
هل نقلت الإغراض إلى النقطة رقم ١٧ ؟  
الرتيب أول عماد: نعم الأغراض أصبحت في النقطة المذكورة.

-----

العميد رؤوف ، العميد رؤوف ، إبقى الحصار كما هو ، إبقى الحصار كما هو.  
العميد رؤوف: تلقيت الرسالة ، تلقيت الرسالة.

-----

الجندي أحمد ، الجندي أحمد ، إبقى في المكان الذي أنت فيه. إبقى في المكان  
الذي أنت فيه.  
الجندي أحمد: أبلغت ، أبلغت.

-----

اللواء فريد ، اللواء فريد ، هل تلقيت الدعم؟ هل تلقيت الدعم؟  
اللواء فريد: نعم ، تلقيت الدعم.

**Answer the following questions:**

1. Who was needed at point 50?
2. Who brought equipment to point 17?
3. Who was supposed maintain the embargo?
4. Who was told to remain at his post?
5. Who has received support?

***Write your answers here.***

- 1.
- 2.
- 3.
- 4.
- 5.

### Exercise 9 (Group Work)

Listen to the following text and fill in the blanks with the correct words from the box below.

مروان: السلام عليكم يا ..... العميد خليل  
خليل: وعليكم السلام يا ..... مروان. كيف أستطيع أن أساعدك؟  
مروان: أحتاج إلى توقيع ..... على طلب الإجازة.  
خليل: كم يوم طلبت ..... يا رقيب أول مروان؟  
مروان: ثلاثة أيام يا سيادة .....  
خليل: ثلاثة أيام؟ هذا كثير. نحن ..... هنا يا رقيب أول مروان. سأعطيك يومين  
وبعد أن تنتهي ..... الكبيرة التي تقوم بها الآن تأخذ إجازة أكبر.  
مروان: حسناً ..... سيادة العميد.

سيادتك	نحتاجك	كما تريد	سيادة	لإجازاتك	رقيب أول	العميد	المهمات
--------	--------	----------	-------	----------	----------	--------	---------

### Exercise 10 (Group Work)

Your instructor will give you cards with Arabic words written on them. Create sentences on a brief anecdote with them.



### Exercise 11 (Pair Work)

You are a member of an **A Team**. The graphic below shows the 12 members in your team with their ranks and specialties. Choose an identity from the graphic for yourself and introduce yourself by name, rank, and MOS. Then, a second student will choose another member of the team and introduce him to the class in the same way. The rest of the students in class will all share, one at a time, in identifying the rest of the **A Team** members.



#### Example:

إسمي جون أندرسون. أنا رقيب أول إتصالات في القوات الخاصة في الجيش الأمريكي.  
أنا عضو في فريق **A Team**  
يتكون الفريق من إثنا عشر فرداً : نقيب ، مساعد ، صفي ضابط أسلحة ، صفي ضابط مهندسين ، صفي ضابط طبي ، صفي ضابط إستخبارات و صفي ضابط إتصالات.  
مهمتي هي تشغيل أجهزة الراديو واللاسلكي ، وتوصيل وإستقبال الرسائل والأوامر عن طريق أجهزة الإتصالات المختلفة بما فيها الأقمار الصناعية.

**Exercise 12 (Group Work)**

In the table below, write down the English equivalents for the following Arabic ranks.

	عقيد
	مساعد
	نقيب
	رقيب أول
	رائد
	فريق
	وكيل عريفة

**Notes:**

---

---

---

---

---

---

---

---



**Exercise 13 (Group Work)**

In the table below, write down the Arabic equivalents to the following English ranks. Next, identify the ranks of your classmates and then introduce your classmate by rank to your instructor.

Private	
General	
First Lieutenant	
Corporal	
Brigadier General	
Sergeant major	
Major General	
Lieutenant Colonel	
Sergeant	

**Notes:**

---

---

---

---

---

---

---

---

**Exercise 14 (Pair Work)**

What would be the best way to address one military person to another for the following cases? Working with a partner, take turns assuming the following roles to work out the following situations in Arabic. You may write your answers below as well.

- A:** Sergeant Stevens to Lieutenant Ali, who is Sergeant Steven's platoon leader.
- B:** Major Mohammed to Sergeant Stevens, who is tasking him to assist with unit military activities.
- C:** Corporal Weston to Captain Omar who is Corporal Weston's company commander.
- D:** Corporal Ali to Captain Omar, who came to visit him from another unit.
- E:** Lieutenant Saeed to Sergeant Stoner, who gave him a military task to do.
- F:** Civilian Mr. Duncan to Major Ali, who met him in a reception for the first time.
- G:** Major Ali to Mr. Boyd, who is the father of a private serving in the same post with the Major.
- H:** Staff Sergeant Fouad to another Staff Sergeant Khaled, who is attending a military briefing with him.

***Write your answers here:***

---

---

---

---

---

---

---

---

---

---

**Exercise 15 (Group Work)**



The table below shows the insignias of the different ranks in the Egyptian Armed Forces. Study the table and compare the ranks and the insignias to those of the US Armed Forces. The ranks are shown from lowest to highest. The table continues on the next five pages.

	مساعد
	رقيب
	رقيب أول
	ملازم



Exercise 15 (Continued)

	<p>ملازم أول</p>
	<p>نقيب</p>

Exercise 15 (Continued)

	<p>رائد</p>
	<p>مقدم</p>

Exercise 15 (Continued)

	<p>عقيد</p>
	<p>عميد</p>

Exercise 15 (Continued)

	لواء
	فريق

Exercise 15 (Continued)

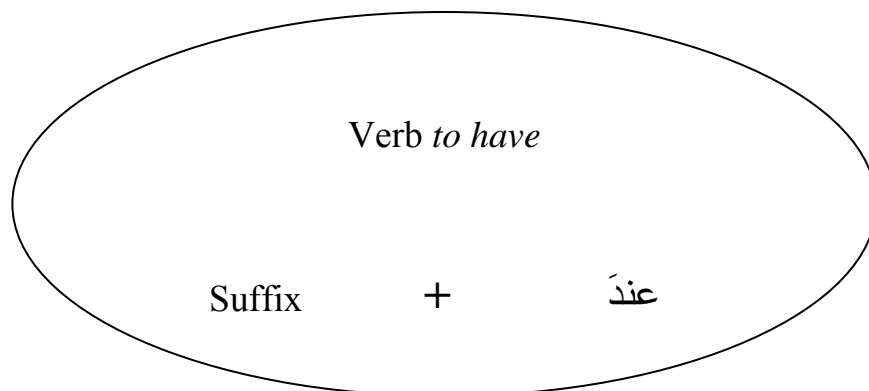
The insignia is a dark olive-green, pointed collar tab. At the top is a circular gold emblem with a star. Below it is a gold eagle with spread wings perched on a pedestal. Underneath the eagle are two gold stars. At the bottom are two crossed gold swords.	<p>فريق أول</p>
The insignia is a dark olive-green, pointed collar tab. At the top is a circular gold emblem with a star. Below it is a gold eagle with spread wings perched on a pedestal. At the bottom are two crossed gold swords surrounded by a gold laurel wreath.	<p>مشير</p>



### The Verb *to have* in the Arabic Language

The verb *to have* is a strange verb in the Arabic grammar. Although it is used as a verb, its grammar follows that of the noun when it is conjugated to different persons/pronouns.

Verb *to have* in the Arabic language consists of two parts : the word **عند** conjugated to a **suffix**.



The above word **عند** should never be used by itself, but any time the verb *to have* is used, it must be conjugated according to the person/pronoun taking the action. Unlike the verb *to be*, the verb *to have* is used in all the three tenses.

The following table illustrates how this verb looks when it used for all the pronouns.

<i>Future tense</i>	<i>Past tense</i>	<i>Present tense</i>	<i>Pronoun</i>
سوف يكون عندي	كان عندي	عندي	أنا
سوف يكون عندنا	كان عندنا	عندنا	نحن
سوف يكون عندك	كان عندك	عندك	أنت
سوف يكون عندك	كان عندك	عندك	أنت
سوف يكون عندكما	كان عندكما	عندكما	( m, f ) أنتما
سوف يكون عندكم	كان عندكم	عندكم	أنتم
سوف يكون عندكن	كان عندكن	عندكن	أنتن
سوف يكون عنده	كان عنده	عنده	هو
سوف يكون عندها	كان عندها	عندها	هي
سوف يكون عندهما	كان عندهما	عندهما	( m, f ) هما
سوف يكون عندهم	كان عندهم	عندهم	هم
سوف يكون عندهن	كان عندهن	عندهن	هن

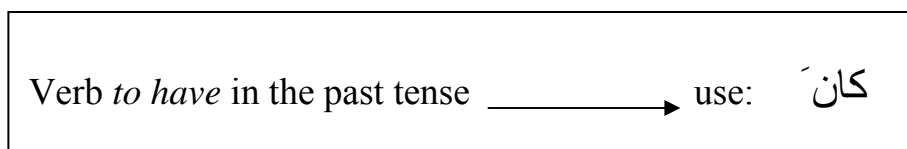
**Using verb “to have” in the present tense:**

We start with the present tense since this is the simplest form of the verb. Here, you simply add the **suffix** on the word **عندَ** according to the person / pronoun taking the action. These following table illustrates some examples.

<i>Example #</i>	<i>In English you say...</i>	<i>In Arabic we say...</i>
Example 1	I have a car.	عندي سيارة.
Example 2	She has children.	عندها أطفال.
Example 3	Do you have money?	هل عندك نقود؟

**Using verb “to have” in the past tense:**

In Arabic, to use the verb *to have* in the past tense we need to add a word before the present tense of the verb *to have* so as to change it to the past.



The following table shows the above Examples 1-3 changed to the past tense:

<i>Example #</i>	<i>In English you say...</i>	<i>In Arabic we say...</i>
Example 4	I had a car.	كان عندي سيارة.
Example 5	She had children.	كان عندها أطفال.
Example 6	Did you have money?	هل كان عندك نقود؟

**Using verb “to have” in the future tense:**

To change the verb *to have* from the past tense to the future tense you simply change the word **كان** to **سيكون**. In other words, the only change from the past to the future tense is to change the word **كان** to the future tense, leaving the rest of the verb *to have* untouched. The following table shows changing the above Examples 4-6 from the past to the future tense:

<i>Example #</i>	<i>In English you say...</i>	<i>In Arabic we say...</i>
Example 7	I will have a car.	سيكون عندي سيارة.
Example 8	She will have children.	سيكون عندها أطفال.
Example 9	Will you have money?	هل سيكون عندك نقود؟

### Exercise 1

Change the following sentences into the future tense and write your answers in Arabic, in the box below.

Answers:	-١
	-٢
	-٣

- ١ - عندهم كتب.
- ٢ - هل كان عندك زوج؟
- ٣ - كان عندنا أطفال.

### Exercise 2 (Group Work)

Choose any event that happened to you in the **past** and write a letter to a friend describing the event using the verb *to have*.

*Write your letter on the following lines.*

-----  
-----  
-----  
-----  
-----  
-----  
-----  
-----

### Exercise 3 (Group Work)

Negate the following sentences in the future. Write your answers in the box below.

Answers:	-١
	-٢
	-٣
	-٤
	-٥

- ١ - شربت الخمر الأسبوع الماضي.
- ٢ - ذهب أصدقائي إلى النادي.
- ٣ - تناولت أختي الدواء.
- ٤ - أحمد وشيرين شاهدا فيلم "المصير".
- ٥ - أصدقائي في المدرسة يلعبون كرة القدم.

**Exercise 4 (Pair Work)**

Write ten Arabic sentences using different prepositions and the verb *to have*. In your sentences, describe a certain activity or event. Share your sentences with a partner and review each other's work for correct spelling and grammar. Write your answers below.

**Write your answers here:**

---

---

---

---

---

---

---

---

---

---

**Exercise 5 (Group Work)**

Negate the following sentences in the past tense. Discuss your answers with your instructor. Write your answers in the box below.

- ١- ذهبتُ إلى البحر.
- ٢- كسرت سميرة قدمها أمس في التزلج.
- ٣- لعب سمير الشطرنج مع خالد.
- ٤- قرأتُ كتاب البخلاء الليلة الماضية.

<b>Answers:</b>	
	- ١
	- ٢
	- ٣
	- ٤

**Exercise 6 (Group Work)**

Read the following sentences and change them into the future tense. Take turns providing the correct answers. Write your answers in the box below.

- ١- تدربت على قيادة الدبابات والمدرعات في سلاح المدرعات.
- ٢- دمرت هدفاً بحرياً.
- ٣- أغرت بطائرتي على مجموعة من مشاة العدو.
- ٤- غصت إلى عمق ثلاثين متر تحت الماء.
- ٥- أطلقت عدد كبير من قذائف المدفعية والصواريخ.

**Answers:**

- ١
- ٢
- ٣
- ٤
- ٥

**Exercise 7 (Pair Work)**

The class will be divided into pairs. Change the following sentences by showing possession of the prepositions according to the following nouns:

- ١- أخذت القوة إلى الموقع.
- ٢- أطلقت الصواريخ على القوة المعادية.
- ٣- أخذت الطعام إلى الجنود.
- ٤- وضعت الحقيبة على كتفي.
- ٥- بقيت تحت الماء بعض الوقت.

*Write your answers in the box below.*

**Answer:**

- ١
- ٢
- ٣
- ٤
- ٥

**Nouns**

Airborne	سلاح المظلات
air defense	الدفاع الجوي
air drop	إنزال جوي
Air Force	القوات الجوية
ammunition	ذخيرة
Armed Forces	القوات المسلحة
armor	سلاح المدرعات
Army	الجيش
artillery	سلاح المدفعية
battalion	كتيبة
branch	فرع
Brigadier General	عميد
Captain	نقيب
Civil Affairs	الشؤون المدنية
Colonel	عقيد
commander / leader	قائد
communications	الإتصالات
Corporal	عريف
detachment	مفرزة
detachment commander	قائد مفرزة
demolition	نسف / تدمير
enemy	عدو
engineering	سلاح المهندسين
explosives	متفجرات
First Lieutenant	ملازم أول
General	فريق أول
General of the Army	مشير
ground forces	القوات البرية
group	مجموعة
infantry	المشاة
intelligence	الإستخبارات

Lieutenant	ملازم
Lieutenant Colonel	مقدم
Major	رائد
Major General	لواء
marines	مشاة البحرية
military medics	الطب العسكري
national guard	الحرس الوطني
navy	البحرية
NCO	صف ضابط
officer	ضابط
officers	ضباط
operations	عمليات
parachutes	مظلات
platoon	فصيلة
platoon leader	قائد فصيلة
Private / soldier	جندي
Private First Class	وكيل عريفة
psychological operations	عمليات نفسية
reconnaissance	الإستطلاع
release from the Army	التسريح
Sergeant	رقيب
Sergeant First Class	رقيب أول
signal	الإشارة
soldiers	جنود
Special Forces	القوات الخاصة
specialty	تخصص
squad	فرقة
squad leader	قائد فرقة
Staff Sergeant	رقيب أول
team	فريق
team leader	قائد فريق
technical officer	ضابط تقني

transportation	التنقلات
unit	وحدة
Warrant Officer	مساعد
weapons	أسلحة

### Verbs

to attack	هاجمَ
to defend	دافعَ
to delay	أخّرَ
to dismantle	فكَّ
to enable	مكّنَ
to equip	جهّزَ
to face	واجهَ
to fight	قاتلَ
to get promoted	ترقى
to inform	أبلغَ
to obey	أطاعَ
to protect	حمى
to train	درّبَ
to transport	نقلَ

### Adjectives

advanced	متقدمة
military	عسكرية




**Nouns**

aircraft	طائرة
bomb	قنبلة
canon	مدفع
diver	غواص
formation	تشكيل
insignia	شارة
maneuver	مناورة
mine	لغم
missile	صاروخ
promotion	ترقية
rank	رتبة
rifle	بنندقية
service	خدمة
ship	سفينة
submarine	غواصة
supply	التموين
tank	دبابة

In Arab countries, military service is mandatory for all males once they turn 18 years old. Some exceptions apply. Sole-surviving sons of living fathers who exceeded the age of 60 are permanently exempted from the military service. Sole-surviving son of a deceased father is permanently exempted from the service also. If a surviving father has two sons, the eldest son receives temporary exemption until his brother finishes his high school education then he has to join the military service. Other examples of permanent exemption from the military service are few medical and physical disabilities such as an individual with a flat foot. This conscription period varies from country to country and between two to three years depending on the level of education the individual has before joining the service.

There are usually no volunteers in any of the Arab armies, and in some Arab countries, such as Kuwait, females do not join the Army.



### Activity 1 (Pair Work)

You will work in pairs. One of you will play the role of an Egyptian officer and the other will play the role of an American officer. Compare and discuss with each other the various differences in the ranks and the insignias for the different branches of the Egyptian and American armed forces. You may refer to the tables on pages 188 – 193 in your discussion. Make sure you make your discussion in Arabic.

### Activity 2 (Group Work)

You will work in groups. One member of the group is a team leader. The other members are asking the leader about their promotion. You may need to ask when are you going to be promoted, or why you may not be getting promoted.

### Activity 3 (Group Work)

The sentences below contain jumbled words. Rearrange the words so that the sentences make sense:

سلاح ينقل المدرعات إلى مواقع الجنود الهجومية والدفاعية.  
القوات البحرية انطلقا تقوم من البحر عسكرية بعمليات.  
بتدريب السلاح الجوي يقوم على عسكريين الطائرات قيادة العسكرية.  
الاستطلاع فرع باستكشاف يقوم الأمامية العدو مواقع.  
باقتحام المشاة يقوم معتمدين على السير المواقع.  
الشغب القوات الخاصة بمكافحة تقوم.  
يقوم لدعم سلاح المدفعية القوات المسلحة بقصف مدفعي وصاروخي.  
بتأمين فرع الاتصالات يقوم وصيانة الاتصالات أجهزة.

*Write your answers here:*

---

---

---

---

---

---

---

---

---

---

**Activity 4 (Group Work)**

Match the Arabic words below with their English meanings by writing the Arabic word in the appropriate box next to its English equivalent:

Explosives expert		طبيب
Pilot		خبير متفجرات
Artillery officer		مظلي
Armor officer		استخبارات
Administrative officer		مهندس عسكري
Reconnaissance sergeant		ضابط تموين
Communications engineer		طيار
Military engineer		مهندس اتصالات
Supply officer		رقيب استطلاع
Navy officer		ضابط إداري
Parachute		عميد في سلاح المدرعات
Medical		ضابط بحرية
Intelligence officer		رائد في سلاح المدفعية

**Activity 5 (Group Work)**

The class will work together as a group. Students will have five minutes to prepare a short description about their military duties. Each student will take turns telling the class about his military duties. Make sure to mention your branch, position, rank and your most recent and future duties. The other students may ask simple questions.

*Write your description here:*

---

---

---

---

---

---

---

---

---

---

**Activity 6 (Group Work)**

The class will work together as a group. The instructor will describe the roles and functions of a branch and the class will have to determine which branch it depicts. Look for key words! The following examples are sample descriptions:

سلاح البحرية يحمي المياه.  
سلاح القوات الجوية يحمي الجو.  
سلاح المشاة يحمي البر.



**Activity 7 (Group Work)**

Below you have two lists. One list contains different military specialties and the other contains the activities and functions of these specialties. Match the military specialties with their appropriate functions or activities. Write the military specialty in the box beside its appropriate function or activity:

Activities and functions	Write your answer here	Military specialties
يقوم بقصف مدفعي لدعم القوات العسكرية		ضابط استخبارات
يقوم بتلغيم وتفكيك الألغام		ضابط بحرية
يقوم بإستكشاف مواقع العدو		مظلي
يقوم بتزويد القوات العسكرية بما يحتاجونه		مهندس إتصالات
يقوم بقيادة مجموعات عسكرية على خطوط المواجهة		طيار
يقوم بعمليات عسكرية جوية		مهندس متفجرات
يقوم بالإشراف على وسائل الاتصال		ضابط إستطلاع
يقوم بإنزال من الجو خلف خطوط العدو		ضابط تموين
يقوم بدعم القوات المسلحة من البحر		ضابط مشاة
يقوم بجمع المعلومات عن العدو		ضابط مدفعية





**Activity 8 (Pair Work)**

Read the following text about military specialties. Work with a partner to write answers to the following questions. Be prepared to discuss your answers with the class:

**أخبار عسكرية:**

سلاح الطيران يطلب مجندين للتطوع فيه. سيتدرب هؤلاء المجندون على قيادة الطائرات العسكرية والقيام بعمليات عسكرية جوية.

ترك خمسة جنود سلاح المشاة وقالوا أنهم لا يستطيعون القيام بالمهام الموكلة إليهم لأسباب صحية. وقال أحدهم أن رئيسهم طلب منهم الخدمة في مواقع قتالية متقدمة بمواجهة العدو.

شارك سلاح المظليين بمناورات عسكرية مع ثلاث دول أخرى. وكان هدف المناورات تبادل الخبرات حول القيام بعمليات إنزال في مناطق وعرة والقيام بمهام سرية كإنفاد أسرى أو تدمير أهداف عسكرية للعدو.

تخرج اليوم خمسون ضابط من سلاح البحرية. وكان الضباط قد تلقوا تدريب على القيام بعمليات عسكرية بحرية بسفن عسكرية مجهزة بأحدث التجهيزات الإلكترونية والحاسوبات.

قامت مجموعة من الغواصين بالتسلل إلى مياه العدو وتدمير هدف عسكري كان يعيق تحرك قواتنا البحرية.

قام سلاح المهندسين بإصلاح بعض الآليات العسكرية. وكان هذا السلاح قد قام بعمل جبار أثناء المعارك وبنى جسور وفكك ألغام مكنت قواتنا من التقدم واحتلال بعض المواقع الإستراتيجية.

**Answer the following questions on the next page:**

1. What does the Air Force ask for?
2. What are the trainees in the Air Force going to be trained on?
3. What did the chief of the soldiers in the infantry ask them to do?
4. What is the purpose of the maneuvers of the parachutes?
5. What were the navy officers, who graduated today, trained on?
6. What did the divers do?
7. What did the engineering branch do?

**Activity 8 (Continued)**

*Write your answers here :*

- 1.
- 2.
- 3.
- 4.
- 5.
- 6.
- 7.



Activity 9 (Group Work)

Read the following sentences and fill in the blanks with the appropriate words from the table below.

- تهاجم في البر.  
-----  
يحمون المواقع المحتلة ويشاركون باحتلال المواقع.  
-----  
تطلق قذائف المدفعية لدعم القوات المسلحة في احتلال مواقع العدو.  
-----  
تهاجم مواقع العدو بالطيران.  
-----  
يهاجم مواقع العدو براً ويستعمل الآليات العسكرية كالدبابات والمدركات.  
-----  
العسكرية تقوم بجمع المعلومات عن مواقع العدو.  
-----  
تهاجم المواقع من البحر.  
-----  
يتضمن مهندسين ومصالحين للآليات ونجارين، وعاملي الرافعات.  
-----  
هو جهاز طبي يتولى مداواة العسكريين مع عائلاتهم.  
-----  
يهتم بكشف المواقع قبل وأثناء العمليات العسكرية وإعطاء التعليمات للجيش.  
-----  
يهتم بتأمين أجهزة الإتصالات ونظام الإتصالات بين الفرق.  
-----  
يقومون بعمليات إنزال جوية في مناطق لا تستطيع القوات الأخرى الوصول لها.  
-----  
يقومون بعمليات عسكرية تحت المياه.  
-----  
يتضمن خبراء بالمتفجرات يفككون أو يزرعون المتفجرات.  
-----  
يقوم بتزويد مختلف الفروع العسكرية بالغذاء والذخائر والمعينات المختلفة.  
-----  
يقوم بنشر التقارير والأخبار العسكرية.

القوات البرية	الطب العسكري	الإستخبارات	سلاح المدفعية
فرع الإستطلاع	المشاة	فرع الإعلام	الغواصون
فرع الترموين	قسم الإتصالات	القوات الجوية	المظليين
سلاح المهندسين	القوات البحرية	سلاح المتفجرات	سلاح الدبابات

**Activity 10 (Pair Work)**

Work with a partner. Write the following exchanges in Arabic using the English cues provided. Note that the exchanges represent part of a conversation between two people, a member of an A Team and another person. Each person will assume a role:

**A:** Ask whether B is a platoon leader.

Example: هل أنت قائد الفصيلة؟

**B:** Tell A that you are not a platoon leader.

---

**A:** Ask whether B is a squad leader or not.

---

**B:** Tell A that you are not a squad leader. Say that you are the detachment commander and that you are a captain.

---

**A:** Ask how many soldiers are in the detachment.

---

**B:** Say that the detachment has 12 men.

---

**A:** Ask what the ranks and specialties of the 12 soldiers in the team.

---

**B:** Say that one soldier is assistant detachment commander, and he is a technical officer.

---

**B:** Tell A that the team also has one operations sergeant, two weapons sergeants, two medical sergeants, two communications sergeants, two demolitions sergeants, and say that one is an intelligence sergeant.

---

---

---

---

---

**Activity 10 (Continued)**

**A:** Ask whether the team has a master sergeant.

---

**B:** Say: It has one.

---

**A:** Ask how many staff sergeants the team has.

---

**B:** Say: The team has three staff sergeants.

---

**A:** Ask where the team is now stationed.

---

**B:** Say that they are in Iraq.

---



### Activity 11 (Pair Work)

The setting is that Captain Omar calls the support unit that handles billeting and asks if an apartment is available in the housing area. Sergeant Stoner answers the phone. Sergeant Stoner asks Captain Omar his name and rank, as well as other pertinent information (number of children, date required etc.) to put him on the waiting list. The Captain will respond using the appropriate form of politeness. Reverse roles so that both students can practice.

For example:

الرقيب ستونر: الإسم و الرتبة العسكرية من فضلك؟  
النقيب عمر: النقيب عمر معك.  
الرقيب ستونر: كم عدد الأولاد؟  
النقيب عمر: عندي ثلاثة أولاد.  
الرقيب ستونر: أي خدمة يا سيادة النقيب؟  
النقيب عمر: ما هو التاريخ المناسب لإستلام منزلي؟  
الرقيب ستونر: بعد حوالي ثلاثة أيام. سنتصل بك عندما يصبح المنزل جاهزاً للسكن.  
النقيب عمر: شكراً. مع السلامة.

### Activity 12 (Pair Work)

The students will stay in the same pair grouping as the last activity. Sergeant Potter is requesting a military discount for the air fare from Riyadh to Cairo. The person in the airline ticketing office asks him for his name and rank and requests to see some ID to confirm his status. Sergeant Potter has forgotten his ID card but has his leave orders. He must convince the clerk of his identity. Take role in this conversation with your partner. Reverse roles with your partner.

**Activity 1 (Pair Work)**

You will work in pairs. One of you will play the role of an Arab officer and the other will play the role of an American officer. You work together because you need information about the different branches of service in both armed forces. Ask and respond to each other about the branches of the Armed Forces, as well as their responsibilities. Prepare an oral report in Arabic on your findings. Be sure to include information about your counterpart's rank and responsibilities.

**Activity 2 (Pair Work)**

You will work in pairs. One of you is a captured soldier and has tactical information. The other one needs this information. Interrogate the soldier to receive the required information concerning enemy units participating from each branch, the location where the attack will happen, and the logistics required. The soldier is reluctant to provide information but the interrogator is persistent. Ask and answer as many question as you can and take notes of the answers. Reverse roles.



### Activity 3 (Group Work)

The class will be divided into two groups. The goal of this activity is to extract information from the text concerning military activities. The group will then create a new situation by combining the different elements of information available from each item. After each group has completed their task, a spokesman from each group will brief the entire class and respond to questions.

فرقة الإستطلاع رقم ٧، توجهوا إلى الموقع رقم ٥ .

فرقة المظليين رقم ٩، نفذوا الخطة رقم ١ .

فرقة المدرعات رقم ٢٠، هاجموا الموقع المحدد في الخريطة.

سرب الطيران رقم ثمانية، دمروا مخزن الذخيرة في الموقع المحدد في الخريطة ٧٠

فرقة المشاة رقم ٣٣، إبدأوا باقتحام الموقع المحدد.

فرقة المدفعية رقم ٦، إبدأوا بقصف المواقع رقم ١٢ و ١٥ و ١٧ .

فرقة البحرية رقم ٩، حاصروا الهدف.

فرقة المعينات رقم ٥٠، يمكنكم أن تمرروا المواد إلى الموقع الآن.

فريق الإستخبارات رقم ١٠٠، عودوا إلى مواقعكم السابقة.

### Activity 4 (Group Work)

The class will work as a group with the instructor as the facilitator. Captain Mustafa, who is in the Air Force and First Lieutenant Mahmoud, who is a Marine, will be joining the team for training. The team is interested in these two observers with whom they will be working. The class leader will introduce them to the team and the class members will take turns asking simple questions about their background. They are in civilian clothing so it is impossible to determine any information about them from their attire. Two students will assume the role of Mustafa and Mahmoud. After ten minutes, the activity will be replayed with a new “Mustafa” and “Mahmoud” until all students have had the opportunity to both ask and respond to questions concerning rank, background, and branch of service. Make sure that appropriate levels of politeness and tact are used during the questioning process. You do not want them to think that they’re being interrogated!



### Activity 5 (Group Work)

The class will work together as a group. Two students will play the roles of Mr. Ahmed and Mr. Abdulaziz, who are going to join the team temporarily as observers. The scenario is that their real job is as budget people. They want to see whether the training that their people are going to get justifies the cost. They're not negative, just skeptical. In their introductions to the team, they state that they have previously served in the military. This seems to be a great opportunity to get them to "see the light." The plan is to ask them about their military service to reorient them to the importance of training. The rest of the class will play the role of the team. They will ask simple questions to get these two gentlemen to reminisce about their military days. After ten minutes, two other students will replay the roles, but they cannot repeat information that has already been given. Continue until everyone gets the chance to ask and respond to simple questions about ranks, branches of service, history, experiences, etc.

### Activity 6 (Group Work)

The class will work together as a group. Each student will assume a military rank of either his/her choosing or the instructor's choice. Each student will create a mini-biography about that person. Then, students will "attend" a social engagement created in the classroom during which they are expected to mingle. Their task is to meet as many people as possible at the function and create note cards containing as much information as they were able to elicit about each individual they met at the party. Continue the festivities for about an hour or as long as students are required to socialize with one another. Afterward, each student will go to the front of the class and relate the actual data that they disseminated. Students can self-correct to see how well that they were able to understand and recall the information.



### Activity 7 (Pair Work)

Practice this dialogue with a partner. Add your own lines to the conversation. Switch partners and practice the dialogue again, adding different lines each time. Discuss your findings about the added lines as a class; see who has the most original and interesting conversation:

#### At a special operations training camp in Saudi Arabia:

A = Soldier from Kuwait.

B = Soldier from Saudi Arabia.

- A: Casually say hello to B. Give your first name (choose a Kuwaiti first name) and country of origin.
- B: Return a casual greeting then introduce yourself (choose an Arabic first name) and say where you are from.
- A: Ask B what he is doing here.
- B: Say that you are a weapons sergeant.
- A: Tell B that you have been here only a short time. Say that you are still in training.
- B: Ask A how he likes it.
- A: Say how you like it. Ask B if he makes enough money.
- B: Say you are still alive and that is sufficient.
- A: *Student additions.*
- B: *Student additions.*
- A: *Student additions.*
- B: *Student additions.*
- A: End the conversation casually.
- B: Say goodbye.

### Activity 8 (Pair Work)

Your unit will have training off-post. You are responsible for assigning different tasks to soldiers of different ranks in order to organize the movement and the training. Work with a partner to decide what training will be conducted. Write out your training plan, in Arabic, including assigned tasks and using different ranks. Each team will share their training plan with the class. Write your training plan on the next page.



### Homework 1

Read the following text and answer the questions by choosing A, B, or C:

### الترقية في القوات المسلحة:

تخضع الترقية في القوات المسلحة إلى قوانين مختلفة. تختلف هذه القوانين من سلاح إلى سلاح. يجب أن يتم ترقية الأفراد كل سنتين ، وأحياناً يتم ترقية الأفراد كل ثلاث سنين أو كل خمس سنين. تجري معظم القوات إمتحان للراغبين في الحصول على الترقية وبناءً على نتيجة هذا الامتحان يتقرر ما إذا كان الفرد سيقدم أم لا. يلعب سجل الفرد في القوات المسلحة دوراً في الترقية. فإذا احتوى سجله على مخالفات وعقوبات، تأخرت ترقيته. في بعض القوات إذا لم يتلقى الفرد الترقية في وقت محدد، يجب أن يسرح من القوات المسلحة. عندما يترقى الفرد يزيد راتبه وتزيد امتيازاته. الضابط يحق له سيارة عسكرية وكمية محددة من الوقود. ولكن أصحاب الرتب العالية يحق لهم أيضاً الحصول على جنود مرافقة ترافقه.

### Select the best answer for each of the following group of statements:

- 1A. All Armed Forces branches have the same promotion regulations.  
1B. The Armed Forces branches have different regulations for promotion.  
1C. The promotion regulations are different for certain ranks.  
-----
- 2A. All the Armed Forces officers must pass an examinations in order to be promoted.  
2B. Some service branches do not require promotion examinations.  
2C. Some specialty officers in the Armed Forces are exempt from examinations.  
-----
- 3A. The individual's record can delay or stop the promotion.  
3B. The individual's record does not seriously affect promotion.  
3C. The individual's record must have no adverse information to be promoted.  
-----
- 4A. Promotion leads an increase in salary.  
4B. Promotion only leads to an increase responsibility.  
4C. Promotion leads to increase in both salary and responsibility.

**Write your answers in the box below.**

**Answer:**

- 1.
- 2.
- 3.
- 4.

**Homework 2**

Arrange the following list of military ranks, in Arabic, from the lowest to the highest grades. Write your answers in the table below. Remember to write down the English equivalent for each Arabic rank beside it.

Sergeant	Captain	Major General	Private	2 <sup>nd</sup> Lieutenant
General	Colonel	WO1	Major	PFC

*Write your answer in this table:*

	<i>English Rank</i>	<i>Arabic Rank</i>
<i>Lowest</i>		
<i>Highest</i>		

**Homework 3**

Use each of the following words in a sentence. You will go over them in class to check for corrections. Write your answers on the lines provided below.

المشاة	القوات الجوية	الإستطلاع	الإتصالات	سلاح المدرعات
إنزال جوي	سلاح المهندسين	طائرة حربية	غواصة	مظلات

*Write your answers here:*

---

---

---

---

---

---

---

---

---

---

---

---



#### Homework 4

Read the following text and decide whether each statement below is true or false. Write **T** for true and **F** for false beside the statement in question:

كما تعرفون ، سنقوم بتدريبات كبيرة بعد أسبوعين وسننتقل إلى منطقة أخرى للتدريب. ونعقد اليوم هذا الاجتماع للتحضير لهذا التدريب ولتوزيع المهمات. النقيب عمر سيكون مسؤولاً عن التنسيق بين مختلف الفرق. العقيد علي سيكون مسؤول عن تحديد وتجهيز الآليات التي سنتدرب عليها. المساعد محمد سيكون مسؤولاً عن تحضي المعدات اليومية في المعسكر. الرقيب أول محمود سيكون مسؤولاً عن إمدادات الطعام. الرقيب علي سيكون مسؤولاً عن الذخيرة والسلاح الذي سيستعمل في التدريب. على كل منا أن يحضر قائمة بالأشياء التي يحتاجها ويعطيها لمنسق المعسكر. سنلتقي بعد أسبوع لمتابعة التحضيرات.

#### Answer the following statements True or False:

1. This text is about a big training event that is going to happen in two weeks.
2. Major Omar is the training event coordinator.
3. Colonel Ali is responsible for equipping the tankers.
4. Muhammed is responsible for providing the daily logistics for the camp.
5. PV2 Mahmood is responsible for providing rations for the field kitchen.

*Write your answers here:*

- 1.
- 2.
- 3.
- 4.
- 5.





### Homework 6

The following text is in a jumbled order. Rearrange the sentences so that the text makes sense and write the new sentences on the lines below.

- محمد: هل علمت يا رقيب علي أن عثمان ترقى وأصبح معاون؟  
رقيب علي: كان يجب أن يترقى منذ سنة.  
محمد: لماذا أخذ كل هذه العقوبات؟  
رقيب علي: أجل ولأنه أخذ الكثير من العقوبات، تأخرت ترقيته إلى الآن.  
محمد: نعم، هو لا يحب القوانين ولا يحب الحياة العسكرية.  
رقيب علي: لأنه لم يلتزم بالقوانين العسكرية.  
محمد: صحيح؟ هذا جيد. لو أنه لم يترقى هذه المرة لأخرجوه من الجيش.

*Write your answers here:*

----- محمد:  
----- رقيب علي:  
----- محمد:  
----- رقيب علي:  
----- محمد:  
----- رقيب علي:  
----- محمد: